CITY OF UKIAH
CITY COUNCIL AGENDA
Regular Meeting
CIVIC CENTER COUNCIL CHAMBERS
300 Seminary Avenue
Ukiah, CA 95482
May 17, 2017
6:00 p.m.

---

1. ROLL CALL

2. PLEDGE OF ALLEGIANCE

3. PROCLAMATIONS/INTRODUCTIONS/PRESENTATIONS

a. Presentation on 9th Annual Ukiah Airport Day, June 3, 2017.

b. Status Report, Discussion and Possible Action Regarding the Ukiah Valley Sanitation District's Litigation Against the City of Ukiah Related to the Operation of the Sanitary Sewer System.

4. PETITIONS AND COMMUNICATIONS

5. APPROVAL OF MINUTES

a. Minutes of May 3, 2017, a Special Meeting.

b. Minutes of May 3, 2017, a Regular Meeting.

6. RIGHT TO APPEAL DECISION

Persons who are dissatisfied with a decision of the City Council may have the right to a review of that decision by a court. The City has adopted Section 1094.6 of the California Code of Civil Procedure, which generally limits to ninety days (90) the time within which the decision of the City Boards and Agencies may be judicially challenged.

7. CONSENT CALENDAR

The following items listed are considered routine and will be enacted by a single motion and roll call vote by the City Council. Items may be removed from the Consent Calendar upon request of a Councilmember or a citizen in which event the item will be considered at the completion of all other items on the agenda. The motion by the City Council on the Consent Calendar will approve and make findings in accordance with Administrative Staff and/or Planning Commission recommendations.

a. Approval of Disbursements for the Month of April.

b. Approve and Authorize the Mayor to Sign the Endorsement Form for the Draft County Broadband Goals and Strategies.

c. Receive a Report Regarding a Contract With Marcus H. Bole & Associates for CEQA Services for the Rural Communities Housing Development Corporation (RCHDC) Affordable Housing Project at 237 E. Gobbi Street in the Amount of $12,650.

d. Council to Consider Awarding the Purchase of One New 2017 Toyota Camry Hybrid SE Per Specification #E35772 to Thurston Auto Plaza of Ukiah for General Government Services in the Total Amount of $29,200.00 Including Tax and Delivery Charges and Corresponding Budget Amendment.

e. Council to Consider Awarding the Purchase of One New 2017 Chrysler Pacifica Touring per Specification #E35771, to Thurston Chrysler Dodge Jeep Ram of Ukiah, for General Government Services in the Total Amount of $30,646.10 and Corresponding Budget Amendment.

f. Notification of Acquisition of Professional Services from Telstar, Inc. in the Amount of $22,192 for Scada System Upgrades and Maintenance at the Water Treatment Plant.

g. Approval of Purchase of an Online Nitrate and Ammonia Analyzer from the Hach Company in the Amount of $42,869 Plus Applicable Tax for the Wastewater Treatment Plant.

h. Award Purchase of One New 2017 Ford F-450-Xl with Standard Cab and Chassis and Scelzi Service Body per Specification #E35767 to Redwood Ford of Ukiah for the Fleet Maintenance Division of Public Works in the Total Amount of $113,780.81 Including Tax and Delivery Charges.

i. Authorize City Manager to Negotiate and Execute Memorandum of Understanding with Ukiah Valley Medical Center to Allow Participation in 340b Program, a Charitable Drug Discount Program.

8. AUDIENCE COMMENTS ON NON-AGENDA ITEMS

The City Council welcomes input from the audience. If there is a matter of business on the agenda that you are interested in, you may address the Council when this matter is considered. If you wish to speak on a matter that is not on this agenda, you may do so at this time. In order for everyone to be heard, please limit your comments to three (3) minutes per person and not more than ten (10) minutes per subject. The Brown Act regulations do not allow action to be taken on audience comments in which the subject is not listed on the agenda.

9. COUNCIL REPORTS

10. CITY MANAGER/CITY CLERK REPORTS

11. PUBLIC HEARINGS (6:15 PM)

a. Annual Review of Community Services Department Fees.

12. UNFINISHED BUSINESS

a. Approval of Change Order to Argonaut Constructors in the Amount of $689,009.30 for Additional Work Requested by the City and Related to the 2016 Sewer and Water Main Replacement Project, Specification No. 16-10, and Corresponding Budget Amendment.

13. NEW BUSINESS

a. Budget 101 Presentation and Discussion of Budget Document Draft Template for the 2017-18 Fiscal Year.

14. CLOSED SESSION – Closed Session may be held at any time during the meeting.

a. Conference with Legal Counsel – Existing Litigation
(Cal. Gov't Code Section 54956.9(d)(1))
Name of case: *City of Ukiah v. Questex, LTD, et al, Mendocino County Superior Court,* Case No. SCUK- CVPT-15-66036 (Palace Hotel)

b. <u>Conference with Legal Counsel – Existing Litigation</u>
(Government Code Section 54956.9(d)(1))
Name of case: *Ukiah Valley Sanitation District v. City of Ukiah*, Sonoma County Superior Court, Case No. SCV 256737 (UVSD)

c. <u>Conference with Legal Counsel – Existing Litigation</u>
(Cal. Gov't Code Section 54956.9(d)(1))
Name of case: *Howard Jarvis Taxpayers Assn., et al. v. City of Ukiah*, Mendocino County Superior Court, Case No. SCUK-CVG-17-68588 (Measure Y and Z)

d. <u>Conference with Real Property Negotiators</u>
(Cal. Gov't Code Section 54956.8)
Property: 429 South Dora St. Ukiah, CA 95482
Negotiator: Sage Sangiacomo, City Manager; Negotiating Parties: City of Ukiah and Ukiah Unified School District; Under Negotiation: Price & Terms of Payment

15. <u>ADJOURNMENT</u>

Please be advised that the City needs to be notified 72 hours in advance of a meeting if any specific accommodations or interpreter services are needed in order for you to attend. The City complies with ADA requirements and will attempt to reasonably accommodate individuals with disabilities upon request. Materials related to an item on this Agenda submitted to the City Council after distribution of the agenda packet are available for public inspection at the front counter at the Ukiah Civic Center, 300 Seminary Avenue, Ukiah, CA 95482, during normal business hours, Monday through Friday, 8:00 am to 5:00 pm.

I hereby certify under penalty of perjury under the laws of the State of California that the foregoing agenda was posted on the bulletin board at the main entrance of the City of Ukiah City Hall, located at 300 Seminary Avenue, Ukiah, California, not less than 72 hours prior to the meeting set forth on this agenda.

Dated this 12th day of May, 2017.
Kristine Lawler, City Clerk

City of Ukiah

ITEM NO.: 3a

MEETING DATE: May 17, 2017

AGENDA SUMMARY REPORT

SUBJECT: PRESENTATION ON 9TH ANNUAL UKIAH AIRPORT DAY, JUNE 3, 2017

Summary: The Ukiah Airport is having its 9th annual Ukiah Airport Day June 3, 2017.

Background and Discussion: In 2008 the Ukiah Airport Commission, Staff, and Airport Tenants wanted to invite the citizens of Ukiah to come out and enjoy the Airport. The first Airport Day was held on June 20, 2009. The Ukiah Airport Day is a free event put on by Airport Commission, Staff, and Volunteers. The Ukiah Airport Day allows everyone to come out and get an up close look at the many different types of aircraft that use our Airport. Attached is the event flyer for this years event (Attachment #1).

FISCAL IMPACT:

Budgeted Amount in 16-17 FY	New Appropriation Source of Funds (Title & No.)	Account Number	Budget Amendment Required	Previous Contract or Purchase Order No.
N/A	N/A	N/A	Yes ☐ No ☒	N/A

RECOMMENDED ACTION(S): Receive Presentation

ALTERNATIVES:

Citizens advised: N/A
Requested by: Greg Owen, Airport Manager
Prepared by/Contact: Greg Owen, Airport Manager
Coordinated with: None
Presenter: Greg Owen, Airport Manager
Attachments: 1. Event Flyer

COUNCIL ACTION DATE: _____: ☐ Approved ☐ Continued to_____ ☐ Other _____

RECORDS APPROVED: ☐ Agreement: _____ ☐ Resolution: _____ ☐ Ordinance: _____

Note: Please write Agreement No. in upper right corner of agreement when drafted.

Approved: _____
Sage Sangiacomo, City Manager

ATTACHMENT 1

Ukiah Airport Day

Saturday June 3, 2017
9am - 3pm

Come see the many ways the Ukiah Airport serves our community

*Private and Corporate Flying
*Package Delivery
*Air Ambulance
*Fire Fighting
*Search and Rescue
*Local Businesses

THE DAYS EVENTS INCLUDE:

- FLYING DEMOS
- BUY AN AIRPLANE RIDE
- AIRCRAFT ON DISPLAY
- WARBIRDS
- EXPERIMENTAL AIRCRAFT
- CAL FIRE TANKERS
- CAL STAR
- LOCAL CAR CLUBS HOT RODS
- JUMP HOUSE WATER SLIDE

Would you like to show something? Or Perform? Call the Ukiah Airport

707-467-2855

* FOOD AND DRINK BY LOCAL NON-PROFITS, AND LOCAL BUSINESSES

City of Ukiah

ITEM NO.: 3b

MEETING DATE: May 17, 2017

AGENDA SUMMARY REPORT

SUBJECT:	**STATUS REPORT, DISCUSSION AND POSSIBLE ACTION REGARDING THE UKIAH VALLEY SANITATION DISTRICT'S LITIGATION AGAINST THE CITY OF UKIAH RELATED TO THE OPERATION OF THE SANITARY SEWER SYSTEM**

Summary: Staff will provide the latest status report on the Ukiah Valley Sanitation District's Litigation against the City of Ukiah related to the operation of the sanitary sewer system.

The City of Ukiah continues to request that the District consider a change in process outside of litigation to resolve the dispute and restore a working relationship, recognizing there is simply too much at stake for the ratepayers, system operations, and the community.

Background *(Chronologic History of Recent Correspondence and Activity)*: In September 2013, the Ukiah Valley Sanitation District (UVSD) filed a claim for damages with the City, and one month later filed its lawsuit. In its lawsuit, the District seeks damages for alleged breaches of the various agreements between the City and the District related to the operation of the sanitary sewer system, starting with the original 1955 agreement.

The lawsuit will have significant adverse financial impacts to both agencies, as well as the ratepayers and the community, and the City is seeking an alternative to litigation to resolve this dispute. Attached is the letter that was sent on September 14, 2016, by the City Council to the District Board, formally requesting that the District drop the lawsuit with terms that would allow the District to refile if agreement cannot be reached *(UVSD Litigation Update Box File #1)*, as well as an informational piece that details the background/impacts *(UVSD Litigation Update Box File #2)*.

On September 21, 2016, the City Council received a presentation *(UVSD Litigation Update Box File #3)* from staff that explained the relationship between the two agencies and provided responses to some of the most frequently asked questions about this matter to better inform the public about the consequences of the litigation. This information along with a video link to the September 21st presentation/discussion are accessible at http://www.cityofukiah.com/projects/uvsd-vs-cou/.

The UVSD submitted a letter dated September 20, 2016, *(UVSD Litigation Update Box File #4)* which inaccurately asserts that the City's request is for the District to drop the lawsuit until after the recycled

Continued on Page 2

RECOMMENDED ACTION(S): Receive status report. If desired, discuss and provide direction to Staff and/or consider any action(s) related to the matter.

ALTERNATIVES: N/A

Citizens advised:	N/A
Requested by:	City Council (Councilmembers Crane and Doble)
Prepared by:	Sage Sangiacomo, City Manager and Sean White, Director of Water and Sewer.
Coordinated with:	David Rapport, City Attorney and Tim Eriksen, Director of Public Works.
Presenter:	Sage Sangiacomo, City Manager
Attachments:	UVSD Litigation Update Box Files located at: https://cityofukiah.box.com/v/UVSDlitigationUpdates

COUNCIL ACTION DATE: _____: ❑ Approved ❑ Continued to_____ ❑ Other _____

RECORDS APPROVED: ❑ Agreement: _____ ❑ Resolution: _____ ❑ Ordinance: _____

Note: Please write Agreement No. in upper right corner of agreement when drafted.

Approved: _____

Sage Sangiacomo, City Manager

water project funding is received. In fact, the City's request is for the District to dismiss its lawsuit and that the City and District devote their time, money and resources to solving the costly issues confronting the sewer system and improving their working relationship. The City's goal is to eliminate the lawsuit altogether. The City has offered to include terms that would allow the District to refile the lawsuit if the parties fail to reach agreement, but the City never suggested that the District would simply refile the lawsuit once State funding was obtained. Also, the City never suggested that dismissing the lawsuit is all that would be necessary to obtain State funding. In addition to dismissal of the lawsuit, there would have to be an agreement between the City and the District regarding the recycled water project that would satisfy the State Water Resources Control Board.

At the conclusion of the September 21st discussion, the Council directed the City Manager to contact the UVSD District Manager to explore possible alternatives. The City Manager attempted to contact the District Manager by email, but due to a reported medical leave, Mr. McMichael was not available to provide a timely/detailed response. On October 5th, the City Attorney received an email correspondence from Duncan James (Attorney representing the District) responding to the City Manager's email to Mr. McMichael. Mr. James indicated in the email that the District had accepted the City's request to meet and formed a committee consisting of Frank McMichael, District Manager; Jim Ronco, Board Chair; Bob Page, Board Member; and legal counsel. The City Manager issued a supplemental memo to the City Council for the October 5th City Council meeting regarding this email exchange and included a recommendation to Council for the formation of a City Council ad hoc committee to meet with the District *(UVSD Litigation Update Box File #5)*. At the City Council meeting, Mr. Doug Losak with the Law Offices of Duncan James delivered and read aloud a letter containing some additional allegations, but in the end, agreed to meet with the City. The City Council formed an ad hoc committee consisting of Councilmembers Crane and Doble. The City immediately made efforts to schedule the first meeting between the District's committee and the City's ad hoc.

At the October 19, 2016, meeting, the City Council discussed the latest correspondence from the District including the District's request to hold the ad hoc meetings in private and require the City to consent to a confidentiality agreement. The City Manager provided the Council with the correspondence to date from the District regarding the confidentiality condition *(UVSD Litigation Update Box File #6)* for consideration. At the time of the meeting, the District had not provided a draft of the proposed confidentiality agreement. By consensus, the City Council continued to object to private meetings that do not provide the public with the opportunity to be informed. However, the City Council did direct the ad hoc to meet with the District's ad hoc to discuss the process for such meetings and report back to the City Council at its regular meeting on November 2, 2016.

Prior to the ad hoc meeting, the City Attorney received a letter from Duncan James' Office regarding the District's request for a confidentiality agreement for the ad hoc meetings along with a draft of the agreement *(UVSD Litigation Update Box File #7)*. The City Attorney issued a response (*UVSD Litigation Update Box File #8)* indicating that such agreement would need to be discussed at the first joint ad hoc meeting and ultimately considered by the City Council.

In addition, the City Council received correspondence from the District Manager related to the recycled water project dated October 21st *(UVSD Litigation Update Box File #9)*. Most of the questions referenced in the letter had already been either answered or provided to the District. Nonetheless, City staff welcomed the dialogue and discussion in a sincere effort to move this critical project forward. Staff provided a response to the District Manager on October 27, 2016 (*UVSD Litigation Update Box File* #10*)*.

On October 28, 2016, the City's ad hoc met with the District's ad hoc. At the meeting, the District presented the City with a take-it-or-leave-it condition imposing confidentiality on the ad hoc discussions.

On November 2nd and 4th, the City Council considered the District's confidentiality condition on the ad hoc discussions and approved a letter (*UVSD Litigation Update Box File #11)* that confirmed agreement to the condition if the District Board would agree to either stay further proceedings in the lawsuit or dismiss the lawsuit without prejudice. The City's proposal, if accepted, would halt the costly litigation fees

currently being incurred by both agencies, but would not preclude the District from terminating the stay or refiling the lawsuit if the District wasn't satisfied with the discussions/negotiations. The District issued a response to the City's proposal on November 8, 2016 (*UVSD Litigation Update Box File #12)* that continues to impose a confidentiality condition on the joint ad hoc meetings. The District further stated "the lawsuit needs to otherwise remain in motion" except to provide a limitation on any discovery requests for a period of 4 weeks.

It's important to note that the District's legal team has predominately utilized the Public Information Act (PRA) rather than formal discovery to obtain information. Because the City of Ukiah is a public agency, the District's attorneys have used the PRA process to obtain information, which does not require the District to justify its requests by showing how they are relevant to the issues in the case. In a typical lawsuit, the discovery process is used to obtain documents and is overseen and controlled by the court to prevent burdensome or oppressive requests. The City continues to expense a tremendous amount of staff resources responding to the District's PRA requests for information dating back to 1955. To date, the District has submitted over 41 requests (with multiple parts) under the PRA process. The City has diligently been responding to the requests for the past 12 months. Suspension of the formal discovery process will not prevent the continued practice by the District nor will it limit the escalating litigation expenses during this proposed period.

With regard to the recycled water project, the City received additional correspondence from the District Manager indicating the need for more information (*UVSD Litigation Update Box File #13)*. However, the correspondence did not identify any specific questions or information that had not otherwise been provided. The City Manager issued a response on November 15th (*UVSD Litigation Update Box File #14)* and included a BOX link to all relevant information on the recycled water project (https://cityofukiah.box.com/v/uvsdpointsofinterest). Most, if not all, of the information and/or documents have already been provided to the District. Furthermore, the City Manager requested a determination from the District regarding its position on the project and offered to provide any other information and/or presentations that would be necessary for a determination.

On November 16th, the City Council instructed the City Attorney to contact the lawyers for the Ukiah Valley Sanitation District to work out the details for mediating the outstanding disputes including selecting a mediator. Furthermore, and as a first step in the mediation, the City Council requested the District to provide a detailed written response and any counter proposals to the City's written proposal that was submitted to the District in March 2014, during the original mediation between the City and the District. On November 17th, the City Attorney sent correspondence to the UVSD's lawyer to initiate mediation as directed (*UVSD Litigation Update Box File #15)*. As of the publication of the report for the December 7th City Council meeting, the District had not responded.

Additional correspondence between the City and District had also been exchanged related to the recycled water project (*UVSD Litigation Update Box File #16 & #17)*. Despite continued attempts to engage and provide the District with information, the District had yet to conclude that the recycled water project is the superior alternative of disposing treated wastewater. In an effort to bring this item to a conclusion, the City Manager proposed in a December 1st correspondence to the District Manager a joint meeting between the City Council and the District Board to discuss and resolve any remaining questions/issues related to the project. As of the publication of the report for the December 7th City Council meeting, the District had not responded.

Related to the Fiscal Year 16/17 Budget, the District has not yet identified the District's timeline for their previously identified budget review process that reportedly extends through various staff, committee and District Board stages before a final joint meeting with the City can be scheduled. The previously approved continuing resolution for the budget was scheduled to expire on December 31, 2016. The City had made inquiries as to the District's progress and anticipated review timeline (*UVSD Litigation Update Box File #18)*. Staff recognized some level of District review was underway given recent engagement (since November 11th) on the budget, but the District Manager had not provided a timeline for completion

of their review and/or indicated readiness for a joint budget meeting. As of the publication of the report for the December 7th City Council meeting, the District had not responded.

At the December 7th City Council meeting, the Council adopted a resolution to secure funding for the construction of the recycled water system using water revenues as an alternate to the City's wastewater revenues. While this was a less desirable option for securing project funding, it was considered a better alternative to losing the project funds altogether. The Ukiah Valley Sanitation District's lawsuit remains the only impediment to securing project funding with the wastewater revenues, given the City must be able to demonstrate to the State an unconstrained revenue source to guarantee repayment of the loan funds. City staff reported that they were vetting the details of the water revenue alternative with the State Water Resources Control Board. The UVSD continued to be unresponsive to the City Manager's proposal for a joint meeting between the City Council and the District Board to discuss and resolve any remaining questions/issues related to the recycled water project.

Related to the Fiscal Year 16/17 Budget, the City Council and the District Board approved a continuing budget resolution at their respective meetings on December 7th and December 27th. The City's continuing resolution was set to expire on January 18, 2017, unless otherwise extended. The City requested a joint meeting with the District Board prior to the expiration of the resolution. While the District had taken action to extend the continuing resolution beyond December 31, 2016, it had yet to identify a timeline for the completion of its budget review or response to the City's request for a joint meeting.

At the January 4, 2017, City Council meeting, the City Manager and staff reported that terms for mediation continue to be discussed and the District had not responded to the City's requests for a joint meeting on the Fiscal Year 16/17 budget or the recycled water project. It was further reported that the City received a notice from the District Chair related to communication in the absence of the District Manager due to an extended medical leave (*UVSD Litigation Update Box File #19)*.

At the January 18, 2017, City Council meeting, the City Manager and staff reported that terms for mediation continue to be discussed and the District had not responded to the City's continued requests for a joint meeting on the Fiscal Year 16/17 budget or the recycled water project.

Development of the City's wastewater operating budget is a joint process between the City and the Ukiah Valley Sanitation District (UVSD). The process had been delayed significantly despite efforts by the City to move it forward expeditiously. In the interim, the City had been operating its wastewater enterprise on a continuing resolution, carrying forward the adopted appropriations from Fiscal Year 2015-16. At its meeting of December 7, 2016, the City Council determined that continuing to do so impeded its ability to effectively, efficiently, and responsibly provide wastewater services to the citizens of Ukiah and the UVSD and voted to move the budget process forward with its consideration and potential adoption at its regularly scheduled meeting on January 18, 2017. The City notified UVSD of its intentions and again called on it to schedule a meeting with the City Council to complete the budget review process. As of the January 18th City Council meeting, the UVSD continued to be unresponsive to the requests to meet. As such, the City Council unilaterally considered and approved the FY 16-17 Wastewater Budget (*UVSD Litigation Update Box File #20*).

At the February 1, 2017, City Council meeting, the City Manager and staff reported that terms for mediation continue to be discussed with a location and mediator agreed to, but a date not finalized. Furthermore, the District had not responded to the City's continued requests for a joint meeting on the Fiscal Year 16/17 budget or the recycled water project.

At the February 15, 2017, City Council meeting, the City Attorney reported that a date (May 11th) had been finalized for the first session of mediation. In addition, the City had accepted the District's conditions that the mediation be subject to a confidentiality agreement in addition to the Evidence Code mediation privilege and to conduct the mediation in Santa Rosa using a mediator from the Judicial Arbitration and Mediation Service (JAMS). The City Manager also reported the District had not

responded to the City's continued requests for a joint meeting on the Fiscal Year 16/17 budget or the recycled water project.

At the March 1, 2017, City Council Meeting, the City Manager reported that the District remains nonresponsive to the requests for a joint meeting on the Fiscal Year 16/17 budget and recycled water project.

At the March 15, 2017, City Council Meeting, the City Manager reported the District continues to remain nonresponsive to the City's requests for a joint meeting on the Fiscal Year 16/17 budget and recycled water project. The City Manager also reported that District Manager McMichael had responded to the City's request for a staff meeting to prepare the bid package to rebid the installation of the barscreen at the Wastewater Treatment Plant as previously directed by the City Council and District Board. The barscreen meeting took place on the morning of March 15th.

At the April 5, 2017, City Council Meeting, the City Manager reported that the District continues to remain nonresponsive to the City's requests for a joint meeting on the Fiscal Year 16/17 budget and recycled water project. At the District's March 16, 2017 Board meeting, the City Manager reiterated the City's request for the joint meeting during public comment on non-agenda items. In addition, the City continues to be available and responsive to budget and billing inquiries from Mr. Dickerson and public information requests from the District's legal counsel, although none have been received in the past two weeks.

At the April 19, 2017, City Council Meeting, the City Manager reported that the District continues to remain nonresponsive to the City's requests for a joint meeting on the Fiscal Year 16/17 budget and recycled water project. In addition, the City has provided the District with a timeline for the City's proposed FY 17-18 Budget process and has sought input on how/when the District would prefer to coordinate the development and joint review of next year's FY 17-18 wastewater budget (*UVSD Litigation Update Box File #21).*

At the May 3, 2017, City Council Meeting, the City Manager reported that the UVSD continues to be nonresponsive to the City's ongoing requests for a joint meeting on the FY 16-17 Budget and recycled water project. In addition, the District has been nonresponsive to the City's request to engage in the development and joint review of the FY 17-18 wastewater budget. Furthermore, it was reported that the District was unwilling to provide details related to the maintenance of customer billing accounts as demonstrated by the District's refusal to share refund calculations and methodology related to a sizable refund reportedly authorized by the District at their January 19, 2017, board meeting. Given the District's uncooperative approach regarding account information through customary administrative communication, the City was forced to seek the information through a Public Records Act (PRA) request. Since the May 3rd meeting, the District has provided a response to the PRA request which is currently being reviewed by City staff.

Discussion: At the May 17th City Council meeting, Staff will provide the latest status report on issues related to the operation of the sanitary sewer system.

Mediation: Representatives of the City of Ukiah and the Ukiah Valley Sanitation District participated in the first day of mediation on May 11, 2017. They have agreed to continue efforts to mediate a resolution of the litigation between them. The City and District are presently coordinating with the mediator the scheduling for the second day for mediation. Because of the confidential nature of mediations, the parties cannot reveal any further information about the mediation. If the representatives of the City and the District agree on a proposed resolution of the disputes, the terms will become public, when the District Board and City Council consider whether to approve it.

Budgets and Recycled Water Project: The City of Ukiah continues to seek cooperation from the UVSD to jointly approve the FY 16-17 budget, and review the recycled water project. The City has also sought input and engagement on how/when the District would prefer to coordinate the development and joint review of the FY 17-18 budget. Correspondence has been sent to the District detailing the budget

development schedule and budget related items on the City Council's agenda, inclusive of the following dates:

- **March 13-17:** Budget Training in Munis
- **March 20-31:** First-round budget meetings
- **March 31:** Deadline for personnel requests for budget
- **Friday April 7:** Budget entry due. Budget will be locked to departments to allow for further processing and analysis by Finance
- **April 17-28:** Second-round budget meetings
- **Wednesday, May 17:** Budget 101 with Council
- **May 19:** Comment period on budget document closes
- **June 7:** First budget hearing and workshop with Council
- **June 14:** Final budget hearing with Council and adoption (tentative)

The Council may elect to discuss the matter further and, if desired, provide direction to Staff and/or consider any related action(s). As part of this agenda item, the Council does not intend to consult with legal counsel regarding the litigation itself and does not intend to waive evidentiary privileges for attorney-client communication or attorney work product.

CITY OF UKIAH
CITY COUNCIL MINUTES
Special Meeting
CIVIC CENTER COUNCIL CHAMBERS
300 Seminary Avenue
Ukiah, CA 95482
May 3, 2017
5:00 p.m.

WORKSHOP

---

1. ROLL CALL

The Ukiah City Council met for a Special Meeting on May 3, 2017, which was legally noticed on April 28, 2017. The meeting was called to order at 5:01 p.m. Roll was taken with the following Councilmembers Present: Stephen G Scalmanini, Douglas F. Crane, Maureen Mulheren, Kevin Doble, and Jim O. Brown. Staff Present: Sage Sangiacomo, City Manager; David Rapport, City Attorney (*arriving at 5:17 p.m.)*; and Ashley Cocco, Deputy City Clerk.

2. PLEDGE OF ALLEGIANCE

The Pledge of Allegiance was led by Chris Dewey, Chief of Police.

3. AUDIENCE COMMENTS ON NON-AGENDA ITEMS

No public comment was received.

4. WORKSHOP

a. Annual Police Department Strategic Plan Review and Discussion.
Presenter: Chris Dewey, Chief of Police

Presentation was received.

(PowerPoint Presentation Attached)

5. ADJOURNMENT

There being no further business, the meeting adjourned at 6:08 p.m.

_____
Ashley Cocco, Deputy City Clerk

DRAFT

City of UKIAH, CALIFORNIA

POLICE DEPARTMENT



SAFETY
PROFESSIONALISM
COMMUNITY SERVICE

2016 Performance Report



OUR DEPARTMENT'S MISSION HAS ALWAYS REMAINED THE SAME – TO MAKE UKIAH AS SAFE AS POSSIBLE.

To achieve our mission, our department has embraced a long-term strategic plan with 5 specific goal areas. These goal areas and the measurement of our performance in reaching them is the purpose of this annual strategic plan report card.

We hope that you will enjoy this report, and that our report card will give you a picture of our department's performance during the last year. Equally important, we hope this report will give our department and the community an understanding of the work ahead of us for the coming year.

You will see within this report that our dispatchers, records personnel, community service officers and officers provided exceptional service solving violent and property crime within the Ukiah community.

I am extremely proud of the work our department's personnel provide to the Ukiah community and the partnership we have developed with the community to promote public safety and crime prevention. As part of our commitment to Ukiah, our staff operates with three organizational values in mind; principles upon which we base our policing:

SAFETY – We value human life and strive to enable our citizens to be safer and less likely victimized by crime.

PROFESSIONALISM – We value dedicated, highly trained personnel with a commitment to the standards of the law enforcement profession.

COMMUNITY SERVICE – We value the privilege to provide effective, efficient and equitable service. We respect the members of our community, the importance of a combined crime prevention alliance and the opportunity to provide a united policing effort.

OUR STRATEGIC GOALS

- Reducing crime and the fear of crime
- Improving the quality of life in our neighborhoods
- Enhancing community and police partnerships
- Developing our personnel
- Continued accountability

CHRIS DEWEY, Police Chief

The men and women of the Ukiah Police Department thank you for your support. Together we make Ukiah a better community in which to live, work and visit.

We hope this information about our department and our accomplishments helps define the value we bring to Ukiah. If you'd like more information please visit ukiahpolice.com.

STRATEGIC PLAN MILESTONES

These three documents can be found at www.ukiahpolice.com

5
STRATEGIC PLAN
GOAL AREAS
GOAL 1
Reduce Crime and the Fear of Crime
GOAL 2
Improve Quality of Life in Our Neighborhoods
GOAL 3
Enhance Community and Police Partnerships
GOAL 4
Develop Personnel
GOAL 5
Continued Accountability

FUNCTIONAL ORGANIZATION

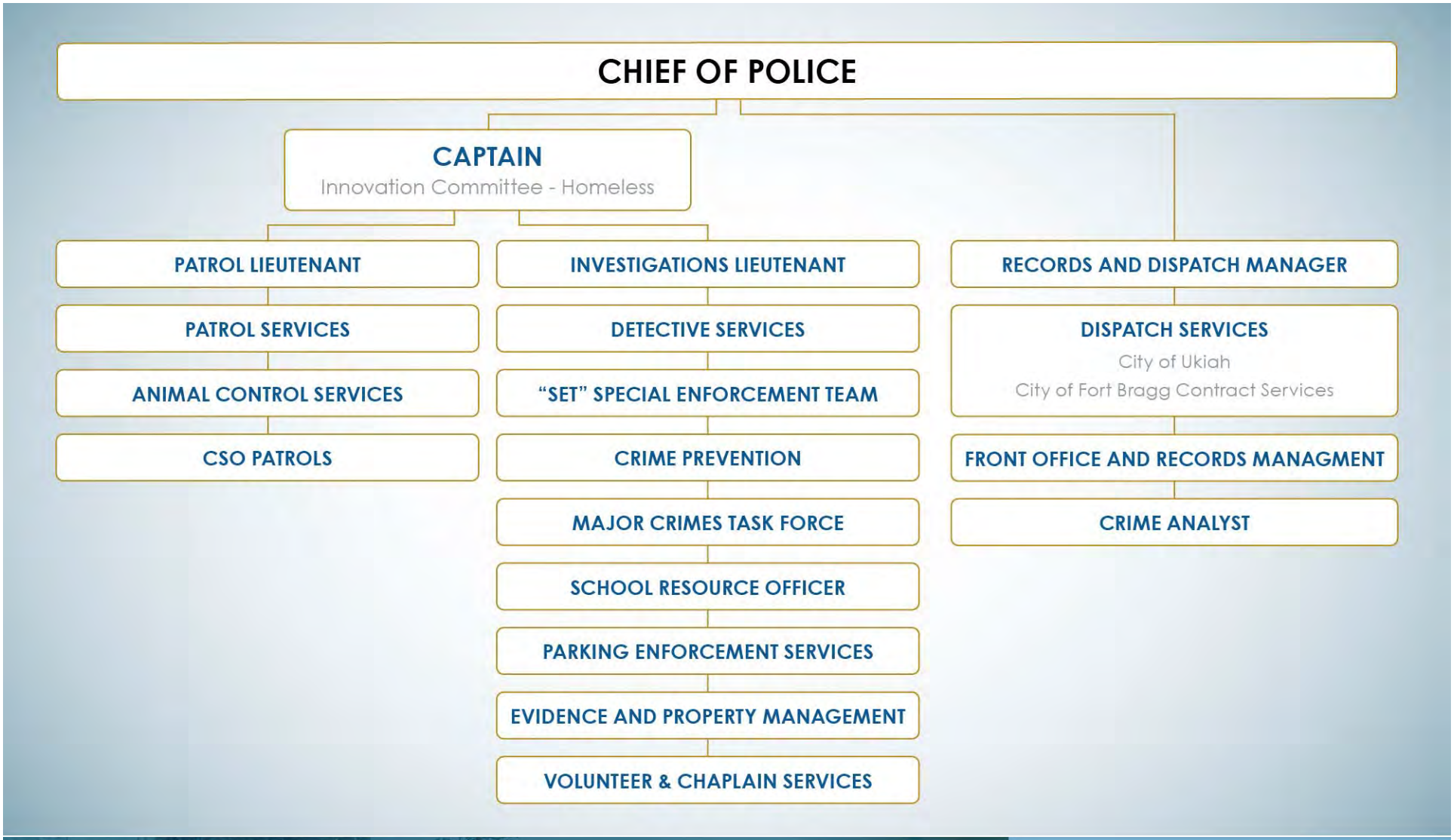

City of UKIAH, CALIFORNIA

POLICE DEPARTMENT

STATISTICAL INFORMATION



SAFETY • PROFESSIONALISM • COMMUNITY SERVICE

DEPARTMENT STAFFING

STAFFING HISTORY–POLICE

		Start of Measure S									Start of Measure P			
SWORN OFFICERS	**2004-05**	**2005-06**	**2006-07**	**2007-08**	**2008-09**	**2009-10**	**2010-11**	**2011-12**	**2012-13**	**2013-14**	**2014-15**	**2015-16**	**2016-17**	**2017-18**
Chief	1	1	1	1	0.5	0.5	0.5	0.5	0.5	1	1	1	1	1
Captains	2	2	2	2	3	3	3	3	2	2	2	1	1	1
Lieutenants												2	2	2
Sergeant	6	6	6	6	5	5	5	5	6	6	6	6	6	6
Officers	18	18	18	18	18	19	17	17	17	19	19	18	18	18
Measure S Officers	0	4	4	4	4	0	0	0	0	4	4	4	4	4
Traffic Officer	1	0	1	1	1	0	0	0	0	0	0	0	0	0
SWORN OFFICERS AUTHORIZED	**28**	**31**	**32**	**32**	**31.5**	**27.5**	**25.5**	**25.5**	**25.5**	**32**	**32**	**32**	**32**	**32**
AVERAGE ACTUAL STAFFING	25.0	23.3	25.6	27	25.5	25.5	24.6	24.5	24.7	22.9	25.5	30	29	
SUPPORT														
Records Clerks	3	3	3	3	3	2	2	2	2	2	2	2	2	2
(Fire) Administrative Secretary									0.85	0.85	0.85	0.85	0.85	0.85
CSO (Animal & Parking)						4	4	4	4	5	5.5	5.5	5.5	4.5
Crime Analyst														1
Parking and Animal Control	2.5	2.5	2.5	2.5	2.5	0	0	0	0	0	0	0	0	0
UPD Dispatch	6	6	6	7	7	7	7	7	5	5.5	5.5	6	6	6
SUPPORT TOTALS	**11.5**	**11.5**	**11.5**	**12.5**	**12.5**	**13**	**13**	**13**	**11.85**	**13.35**	**13.85**	**14.35**	**14.35**	**14.35**
FUNDED BY FBPD DISPATCH CONTRACT - JUNE 2014 TO JUNE 2019						3	3	3	3	3	3	3	3	3

UNIFORMED CRIME REPORTING

FBI INDEX CRIME CATEGORIES	2004	2005	2006	2007	2008	2009	2010	2011	2012	2013	2014	2015	2016
VIOLENT CRIME													
Homicide	0	0	1	1	1	0	0	0	0	0	0	1	0
Rape	8	5	19	14	17	5	13	4	6	8	8	18	15
Robbery	7	11	11	20	16	16	10	18	15	15	21	20	29
Assault	340	369	346	235	430	319	248	250	239	287	318	298	294
VIOLENT CRIME TOTALS	**355**	**385**	**377**	**270**	**464**	**340**	**271**	**272**	**260**	**310**	**347**	**337**	**338**
PROPERTY CRIME													
Burglary	242	189	165	176	213	151	156	154	172	190	194	150	107
Theft	302	291	201	269	237	270	291	250	279	347	328	331	284
Vehicle Theft	46	62	52	45	30	26	19	23	32	27	30	39	40
Arson	3	10	2	1	2	5	3	1	0	0	0	0	0
PROPERTY CRIME TOTALS	**593**	**552**	**420**	**491**	**482**	**452**	**469**	**428**	**483**	**564**	**552**	**520**	**431**
TOTAL FBI INDEX CRIMES	**948**	**937**	**797**	**761**	**946**	**792**	**740**	**700**	**743**	**874**	**899**	**857**	**769**

INDEX CRIME COMMITTED AND SOLVED

	2010	2011	2012	2013	2014	2015	2016
Violent Crime Committed	271	272	260	310	347	337	338
Violent Crime Cleared	87%	89%	89%	84%	83%	84%	77%
State Average	43%	44%	44%	45%	47%	46%	

Property Crime Committed	469	428	483	564	552	520	433
Property Crime Cleared	58%	52%	50%	55%	53%	67%	41%
State Average	14%	13%	13%	13%	14%	13%	

ARRESTS, REPORTS, AND CALLS FOR SERVICE

STATISTICAL INFORMATION	2004	2005	2006	2007	2008	2009	2010	2011	2012	2013	2014	2015	2016
Misdemeanor Arrests	1,141	1,278	1,677	1,797	1,522	1,355	1,398	1,362	1,192	1,183	1,313	1,269	1,092
Felony Arrests	587	698	753	658	791	624	660	621	560	557	563	508	420
DUI	160	116	487	411	271	232	165	190	141	135	72	113	115
TOTAL ARRESTS	1,888	2,092	2,917	2,866	2,584	2,211	2,223	2,173	1,893	1,875	1,948	1,890	1,627
Crime Reports	4,095	4,140	4,327	4,475	4,412	4,190	3,658	3,664	3,569	3,579	3,909	3,736	3,682
Calls for Police Services	22,822	23,798	26,902	27,937	28,646	28,453	30,210	26,324	25,883	24,821	31,656	32,010	29,477
CALLS FOR SERVICE AVERAGE PER DAY	63	65	74	77	78	78	83	72	71	68	87	88	81

STATISTICAL DATA

ARREST DEMOGRAPHICS

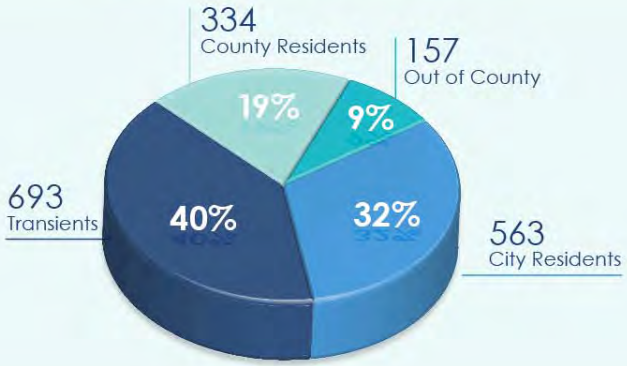

MENTAL HEALTH DETENTIONS

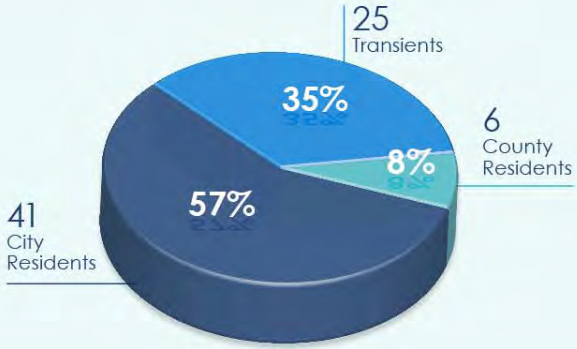

ARREST DISPOSITION

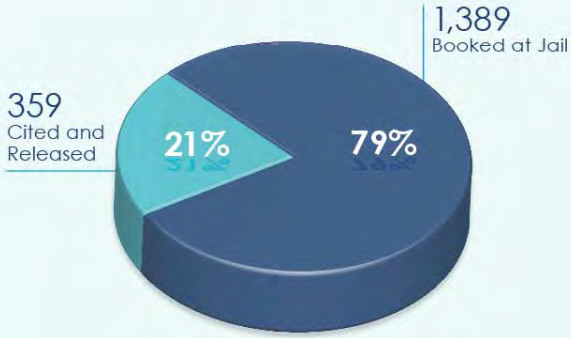

CRIME BREAKDOWN

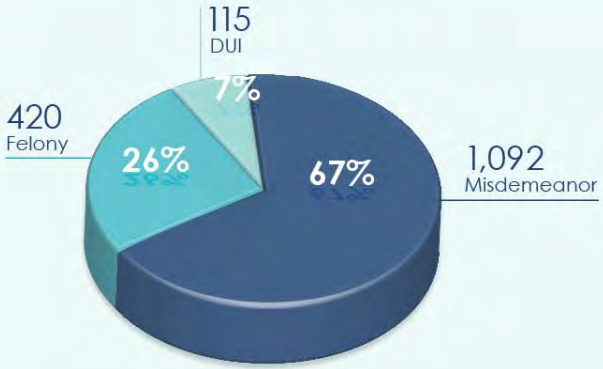

PROBATION STATISTICS

PROBATION VS. NON-PROBATION ARRESTS

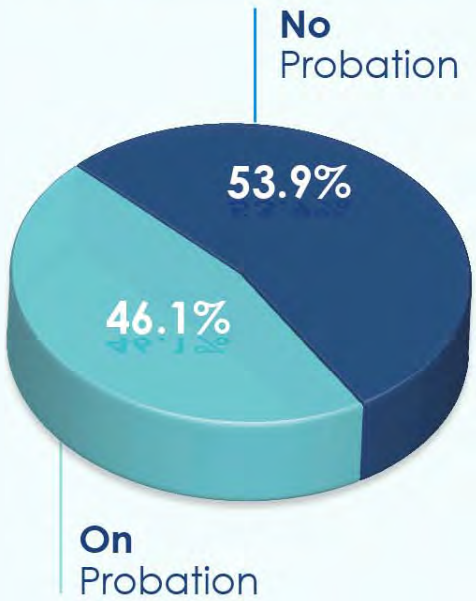

PROBATION ARREST BREAKDOWN

TRAFFIC ENFORCEMENT, AND TRAFFIC ACCIDENTS

TRAFFIC INFORMATION	2004	2005	2006	2007	2008	2009	2010	2011	2012	2013	2014	2015	2016
CITATIONS													
Moving Citations	455	549	855	837	451	720	664	693	358	545	478	545	442
Speeding Citations	373	340	313	256	118	232	162	39	83	207	120	374	342
Non-Moving Citations	230	302	318	247	143	120	115	101	55	139	220	278	368
TOTAL CITATIONS	**1,058**	**1,191**	**1,486**	**1,340**	**712**	**1,072**	**941**	**833**	**496**	**891**	**818**	**1,197**	**1,152**
ACCIDENTS													
Property Damage	125	115	106	139	102	108	86	89	63	90	168	141	145
Injury	69	63	53	62	41	44	39	31	47	29	37	29	31
Fatal	0	1	0	0	0	1	0	0	1	0	2	0	0
TOTAL ACCIDENTS	**194**	**179**	**159**	**201**	**143**	**153**	**125**	**120**	**111**	**119**	**207**	**170**	**176**

City of UKIAH, CALIFORNIA

POLICE DEPARTMENT

GOAL 1 – REDUCE CRIME AND THE FEAR OF CRIME



SAFETY • PROFESSIONALISM • COMMUNITY SERVICE

GOAL 1: REDUCE CRIME AND THE FEAR OF CRIME



PROGRESS WE HAVE MADE

HIRING AND RECRUITMENT

- 3 new officers, 1 new dispatcher, 1 new CSO, 1 new crime analyst

TARGETED ENFORCEMENT

- Shopping centers, preventative work, and homeless issues

MID-LEVEL PROBLEM-SOLVING MEETINGS

- Frequent meetings with Sergeants to problem-solve issues

CONTINUING EMPHASIS ON COMMUNICATION

- Utilizing social media and other media sources to keep our community informed

UTILIZATION OF VOLUNTEERS / CHAPLAIN / COMMUNITY PARTNERS

- Working to establish alternative solutions, long-term outlook on issues

GOAL 1: REDUCE CRIME AND THE FEAR OF CRIME

WHAT'S IN THE WORKS

Ideas to improve success

CITY INNOVATION COMMITTEE

- Establishing new collaborative partners and researching alternative solutions

PARTNERING WITH TASK FORCE, SWAT AND OTHER ORGANIZATIONS

- Utilizing regional partnerships for work on gangs, increased probation/parole and high risk activity

RESEARCH AND ESTABLISH INTERNAL REVIEW PROCESS

- Crime statistical review to best utilize work force

INCREASE PARTNERSHIPS WITH CITY DEPARTMENTS

- Clean-ups, parades, community events

STATISTICAL DATA – What's coming in the future…

Average Transient Calls Per Month
213
Average Transient Calls Per Day
7
Average Number of Officer Commitment
1.5 Officers
Average Amount of Time at Scene
TBD

2016 Transient Person Contacts

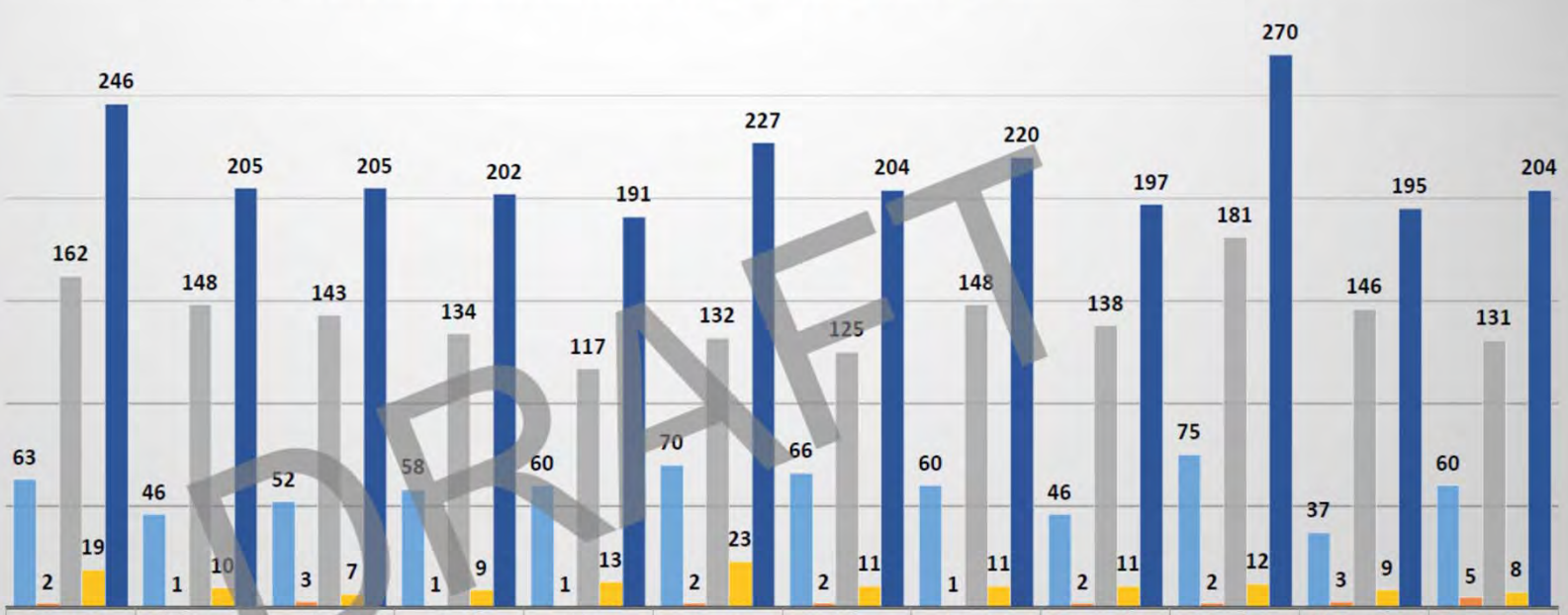

	January	February	March	April	May	June	July	August	September	October	November	December
Arrests	63	46	52	58	60	70	66	60	46	75	37	60
Mental Health	2	1	3	1	1	2	2	1	2	2	3	5
Transient Related CFS	162	148	143	134	117	132	125	148	138	181	146	131
Camping Citation/Warning	19	10	7	9	13	23	11	11	11	12	9	8
Month Total:	246	205	205	202	191	227	204	220	197	270	195	204

Arrests	Mental Health	Transient Related Calls For Service	Camping Citation/Warning	**Annual Total:**
693	25	1705	143	**2566**

GOAL 1: REDUCE CRIME AND THE FEAR OF CRIME



CHALLENGES WE FACE

What's limiting our success

CALL VOLUME

- Average 81 per day

INTERNAL RESOURCES

- Days: 3 Officers, 1 CSO, 1 Supervisor
- Nights: 2 Officers, 1 Supervisor

JAIL SPACE AND BOOKING POLICIES

- Citing-out misdemeanors and citing-out warrants result in a continuation of problems.

RE-CATEGORIZE CRIMES

- Lower penalties for drugs, thefts, prior crimes and assaults

City of UKIAH, CALIFORNIA

POLICE DEPARTMENT

GOAL 2 – IMPROVE THE QUALITY OF LIFE IN OUR NEIGHBORHOODS

SAFETY • PROFESSIONALISM • COMMUNITY SERVICE

GOAL 2: IMPROVE THE QUALITY OF LIFE IN OUR NEIGHBORHOODS

PROGRESS WE HAVE MADE

SPECIAL ENFORCEMENT TEAM

	2015	2016
Total Cases	203	544
Arrests	65	100
Cases closed	163	505
Ukiah City Code citations issued for smoking, drinking alcohol, dogs, abandoned vehicles	24	44
Abandoned vehicles/expired registration tows	24	81
Marijuana investigations	14	75

CRIME PREVENTION ACTIVITY

	2015	2016
Business visits	219	237
Follow-up visits	71	80
Crime Prevention training and presentations	8	10
Crime Prevention brochures	24	44
Boys and Girls Club	28	48
Volunteer hours	158	200
Shopping carts	310	244

GOAL 2: IMPROVE THE QUALITY OF LIFE IN OUR NEIGHBORHOODS

WHAT'S IN THE WORKS

Ideas to improve success

MERGE SUPERVISION (INTEGRATE UNITS)

- Special Enforcements activities
- Crime Prevention activities
- School Resource Officer
- Major Crimes Task Force

INCREASED TRAINING TO PROVIDE:

- Crime Prevention Through Environmental Design (CPTED)
- Extra patrol/stolen vehicle hot-sheets published daily
- Expanding volunteer activities
  – chaplain and community partners
- Focus enforcement of problem areas
  – parks and shopping centers

HOMELESS INNOVATION COMMITTEE

- Team approach to outreach and problem-solving

GOAL 2: IMPROVE THE QUALITY OF LIFE IN OUR NEIGHBORHOODS



CHALLENGES WE FACE

What's limiting our success

HOMELESS POPULATION

- Quality of life issues
- Safety concerns vs. criminal activity
- Trash and pollution concerns

MARIJUANA, DRUGS AND GANGS

- Law changes
- Cultivation
- Safety concerns

CODE ENFORCEMENT

- Illegal activity including hoarding, dumping and trash

COMMUNITY PARTNERSHIPS

- Team approach to problem-solving

City of UKIAH, CALIFORNIA

POLICE DEPARTMENT

GOAL 3 – ENHANCE COMMUNITY AND POLICE PARTNERSHIPS

SAFETY • PROFESSIONALISM • COMMUNITY SERVICE

GOAL 3: ENHANCE COMMUNITY AND POLICE PARTNERSHIPS

City of UKIAH, CALIFORNIA

POLICE DEPARTMENT

SAFETY
PROFESSIONALISM
COMMUNITY SERVICE

PERFORMANCE REPORT | 2016

GOAL 3: ENHANCE COMMUNITY AND POLICE PARTNERSHIPS

GOAL 3: ENHANCE COMMUNITY AND POLICE PARTNERSHIPS

2016 COMMUNITY PARTNERS

Boys and Girls Club
Community Health Projects
Continuum of Care Committee
Gang Resistance is Paramount (GRIP)
Health and Human Services Agency
Healthy Mendocino
Homeless Services Action Group
Mental Health (Manzanita Project and RCS)
Mental Health Services Act Committee
Project Sanctuary
Services Clubs
Stranger Danger Training
Tapestry Family Services
Ukiah Community Center
Ukiah Main Street
Ukiah Reads
Ukiah Valley Medical Center Advisory Board
Youth Projects

GOAL 3: ENHANCE COMMUNITY AND POLICE PARTNERSHIPS

Too often, police departments measure young officers by statistics alone, as though their total contributions can be measured by arrests, tickets written, or radio calls handled. Though these reportable, identifiable statistics do indicate productivity, statistics and numbers reveal only part of the picture.

Community engagement and community partnerships are key in reducing crime in our neighborhoods and in addressing community concerns.

Community engagement activities allow officers to build and maintain lasting relationships and community trust.

City of UKIAH, CALIFORNIA

POLICE DEPARTMENT

GOAL 4 – DEVELOP PERSONNEL

SAFETY • PROFESSIONALISM • COMMUNITY SERVICE

GOAL 4: DEVELOP PERSONNEL – Our Investment

POST PERISHABLE SKILLS (Mandated by Law)

	calendar year		
	2014	2015	2016
Emergency Vehicle Operations (8 hrs/2 yrs)	136 hrs		244 hrs
Firearms Use of Force (8 hrs/2 yrs)	192 hrs	136 hrs	135 hrs
Arrest and Control (8 hrs/2 yrs)	88 hrs	244 hrs	240 hrs
Crisis Communication Skills (4 hrs/2 yrs)	34 hrs		

UPD CORE SKILL REQUIREMENTS

	calendar year		
	2014	2015	2016
Drug Recognition (16 hrs)	40 hrs	96 hrs	40 hrs
Traffic Collision Investigation (40 hrs)	120 hrs	240 hrs	80 hrs
Interview Skills (40 hrs)		40 hrs	80 hrs
Drunk and Drugged Driving Investigation (16 hrs)	16 hrs	256 hrs	
Firearms Rifle Course (16 hrs)		416 hrs	
Emotional Survival	136 hrs	240 hrs	

POST MANDATED TRAINING

	calendar year		
	2014	2015	2016
CPR / 1st Aid (8 hrs/2 yrs)	136 hrs		244 hrs
Domestic Violence (4 hrs/2 yrs)	192 hrs	136 hrs	135 hrs
Racial Profiling (4 hrs/5 yrs)	88 hrs	244 hrs	240 hrs

GOAL 4: DEVELOP PERSONNEL – Our Investment

2016 CONTINUAL TRAINING REQUIREMENT (Mandated 24 hrs/2 yrs/per officer)

	calendar year		
	2014	2015	2016
Canine Agitator		16 hrs	
Canine Management Course		24 hrs	24 hrs
Critical Incident Stress Management (Peer Support)		24 hrs	
Drug Abuse Recognition		24 hrs	
Drug Recognition Expert		40 hrs	
Field Training Officer		80 hrs	80 hrs
Field Training Officer Update		72 hrs	24 hrs
Senior Officer - Leadership Development Course		240 hrs	
Management Development Course		108 hrs	104 hrs
Supervisor Development Course			80 hrs
Sherman Block Leadership Course			172 hrs
Public Records Act			48 hrs
Managing Body Camera Records			8 hrs
Crime Stats and UCR Reports			8 hrs

	calendar year		
	2014	2015	2016
Crime Prevention			40 hrs
Active Shooter Training			8 hrs
FBI Crime Scene			24 hrs
ICS 300/400			40 hrs
School Resource Officer			40 hrs
Radar			32 hrs
White House 21st Century Policing Briefing			8 hrs
Child Abuse Investigation			72 hrs
Advanced Gang Investigations			32 hrs
Craigslist Investigations and Fraud			16 hrs
FBI Executive Development			32 hrs
New Patterns of Leadership			16 hrs
Homicide Investigation			80 hrs
Legal Update			120 hrs

The California Commission of Police Officer Standards (POST) reimburses two-thirds of our training costs.

GOAL 4: DEVELOP PERSONNEL

RECRUITMENT AND RETENTION CHALLENGES

CONCERNS

- Lack of qualified applicants
  - Officers: 25/15 written; 14/7 oral
  - Dispatch: 12/7 written; 7/4 oral
- Length of training
  - Officers: 36 weeks; Dispatch: 18 weeks
- Available housing
- Workload, overtime, and job stress

OPPORTUNITIES

- Continuous hiring
- Over-hiring strategies
- Proposed CSO to Officer / Dispatcher development program
- Employee Health Strategies
  - New Officer and family orientation
  - Peer support

City of UKIAH, CALIFORNIA

POLICE DEPARTMENT

GOAL 5 – CONTINUED ACCOUNTABILITY

SAFETY • PROFESSIONALISM • COMMUNITY SERVICE

GOAL 5: CONTINUED ACCOUNTABILITY

CITIZEN COMPLAINTS

	2012			2013			2014			2015			2016		
	Reported	Unfounded	Sustained	Reported	Unfounded	Sustained	Reported	Unfounded	Sustained	Reported	Unfounded	Sustained	Reported	Unfounded	Sustained
Non-Criminal	0	0	0	4	4	0	6	6	0	4	3	1	3	3	0
Criminal - Felony	0	0	0	0	0	0	0	0	0	0	0	0	0	0	0
Criminal-Misdemeanor	0	0	0	0	0	0	0	0	0	0	0	0	0	0	0

RESPONSE TIME CHART

	2012	2013	2014	2015	2016
Priority 1 - In-Progress Crimes Against Persons	5:03	8:39	5:37	5:42	5:48
Priority 2 - Calls for Police Service / Reports of Crime	11:52	12:01	12:06	11:14	8:24
Priority 3 - Quality of Life Complaints / Traffic / Transient Issues	17:24	19:36	20:18	18:47	14:48
Average Calls per Day	71	68	87	88	81
Annual Calls for Police Services	25,883	24,821	31,656	32,010	29,477
Average Available Staffing	24.7	22.9	25.5	30	29



GOAL 5: CONTINUED ACCOUNTABILITY

2016 TOTAL ARRESTS AND 148 PC/69 PC ARRESTS

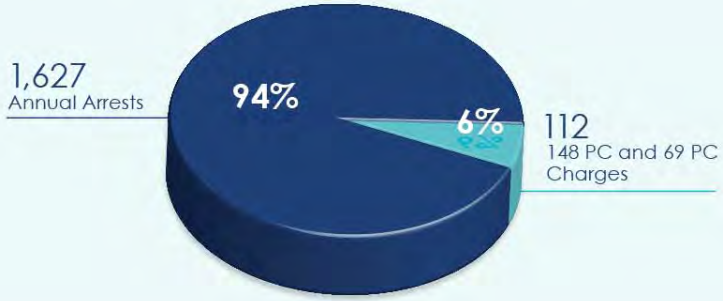

2016 PERCENTAGE OF TASER USE ON 148 PC/69 PC ARRESTS

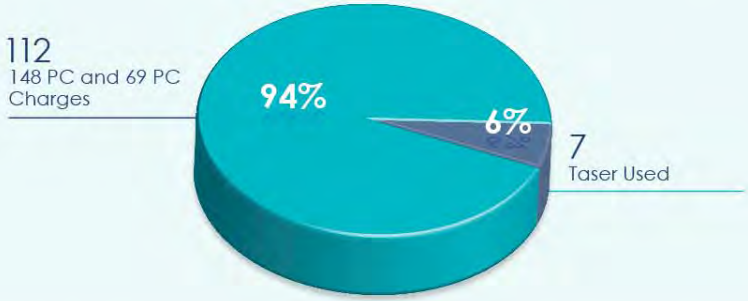

2010-2016 TOTAL ARRESTS 148 PC/69 PC CHARGES AND TASER DEPLOYMENT

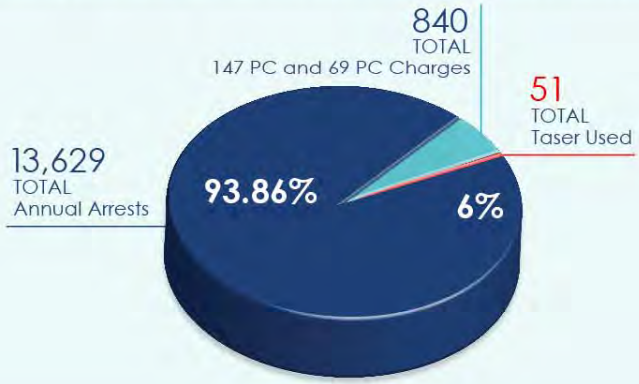

2010-2016 TASER USAGE ON 148 PC/69 PC ARRESTS

YEAR	TOTAL ANNUAL ARRESTS	TOTAL 148 PC/69 PC CHARGES	TASER USED
2010	2,223	88	10
2011	2,173	123	7
2012	1,893	113	5
2013	1,875	98	3
2014	1,948	165	11
2015	1,890	141	8
2016	1,627	112	7
TOTALS	**13,629**	**840**	**51**

GOAL 5: CONTINUED ACCOUNTABILITY



PROGRESS WE HAVE MADE

HIRED DEPARTMENT CRIME ANALYST

- Use of Force reporting to DOJ
- Development of statewide racial profiling report standards

COMPLETED MDT & IN-CAR CAMERA PROJECT

- Cameras in all patrol cars
- MDT access at Supervisor desks
- Body camera upgrade in progress
- Ability to review and evaluate officer performance

ADVANCED LEADERSHIP TRAINING FOR SUPERVISORS

- Mandatory daily briefing training
- Mandatory daily policy training
- Incorporate department training assignments into evaluations

REVIEW AND REFRESH FIELD TRAINING PROGRAM

- All level review of daily observation reports
- Core value system integration

EXPAND PEER SUPPORT PROGRAM

- New officer and spouse support program
- Stress management education program

GOAL 5: CONTINUED ACCOUNTABILITY

WHAT'S IN THE WORKS

Ideas to improve success

CONTINUE SUCCESSION PLANNING

- Pending retirements
- Officers, dispatchers, front office personnel

ADVANCED CRIME ANALYST TRAINING

HOST ADDITIONAL TRAINING

- Emotional survival
- Peer support

COMPLETE BODY CAMERA PROJECT

PROMOTIONAL DETECTIVE AND SERGEANT TESTING

ADVANCED EMERGENCY MANAGEMENT TRAINING FOR NEW SUPERVISORS

GOAL 5: CONTINUED ACCOUNTABILITY

CHALLENGES WE FACE

What's limiting our success

HOMELESSNESS

- Individual rights vs. community expectations
- Misdemeanor and citation crimes decriminalized
- Lack of jail space
- Increasing sophistication (less prison=more jail=more probation)

IMMIGRATION DISCUSSION

- Local concerns
- Current legislation

NEW POLICING/AUDIT EXPECTATIONS

- Racial and Identity Profiling Act of 2015 (RIPA)
  - Data collection and reporting
  - RIPA Board / anticipated date 2018/19
- Policing expectations and transparency
  - 21st century policing expectations
  - 6 pillars of policing
  - Community trust
  - Racial/trans-gender/sexual LGBT (bias factors / expectations)
  - Increased legislative reporting requirements
    - Use of force/contact

City of UKIAH, CALIFORNIA

POLICE DEPARTMENT

WORK PLAN – ACHIEVEMENT AND GOALS



SAFETY • PROFESSIONALISM • COMMUNITY SERVICE

WORK PLAN REPORT: 2016 ACHIEVEMENTS

	FOCUS AREAS	WORK IN PROGRESS	RESULTS
GOAL 1 Reduce Crime and the Fear of Crime	**PATROL STAFF** ▪ Calls for service ▪ Targetted enforcement –Transient issues –Gangs and drugs	▪ **DEVELOP NEW STAFF** ▪ **PREVENTION ACTIVITIES** ▪ **PRIORITIZATION OF LIMITED RESOURCES**	**11% Decrease in reportable crime** **4% Increase in traffic accidents** **Violent crime rate remains steady** **17% Reduction of property crimes**
GOAL 2 Improve Quality of Life in Our Neighborhoods	**SPECIAL ENFORCEMENT TEAM** ▪ Clean-up and safety violations ▪ Address quality of life complaints	**CONTINUE:** ▪ Code enforcement ▪ Quality of life complaints ▪ Business support ▪ Crime prevention	**81 cars removed** **244 Shopping carts removed** **237 Businesses visited**
GOAL 3 Enhance Community and Police Partnerships	**COMMUNITY ENGAGEMENT** Demands for police service — Available proactive policing time	**COMMUNITY PARTNERSHIPS** ▪ Gang resistance/education ▪ Homeless services ▪ Street medicine ▪ Drugs & alcohol ▪ After school service organizations	**TEMPORARY** **VS.** **LONG-TERM PROBLEM SOLVING**
GOAL 4 Develop Personnel	**UPD CORE SKILL DEVELOPMENT** ▪ Drugs ▪ Traffic accidents ▪ Interview skills ▪ Use of force	**ONGOING MANDATED TRAINING** ▪ Driving ▪ Use of force ▪ Crisis communication ▪ Domestic violence	**29,477 Calls for service** **0 Sustained complaints**
GOAL 5 Continued Accountability	**TRANSPARENCY EXPECTATIONS** ▪ Crime analyst ▪ New reporting standards	**CONTINUING OFFICER DEVELOPMENT** ▪ Core values culture ▪ Leadership development ▪ Use of force review	**CHANGING DEMANDS OF OFFICER PERFORMANCE.**

WORK PLAN REPORT: 2017 GOALS

	EXTERNAL FACTORS	OUR ACTIVITIES	MEASUREMENTS OF SUCCESS
GOAL 1 Reduce Crime and the Fear of Crime	▪ Higher-than-average violent crime ▪ Traffic accident & pedestrian safety ▪ High workload/calls for service	▪ Gang enforcement ▪ Transient strategies ▪ Traffic enforcement (when available)	▪ **Work to reduce violent crime** ▪ **Work to reduce vehicle and pedestrian accidents**
GOAL 2 Improve Quality of Life in Our Neighborhoods	▪ Homeless & transient services ▪ Code enforcement ▪ AB109 prison population ▪ Prop 47 realignment ▪ Lack of jail space	▪ Blight reduction ▪ Prioritization of calls ▪ Focused enforcement	▪ **Work to reduce transient impacts** ▪ **Work to reduce property and drug crimes**
GOAL 3 Enhance Community and Police Partnerships	▪ Community partnerships ▪ Community expectations	▪ Continue work with our community partners ▪ Encourage officer engagement	**PROBLEM-SOLVING PARTNERSHIPS AND COMMUNITY TRUST**
GOAL 4 Develop Personnel	▪ Young workforce ▪ Increased mandated training requirements	▪ Recruitment ▪ Department training plan ▪ Department value system ▪ Performance review system	▪ **Maintain low complaint ratio** ▪ **Monitor use of force**
GOAL 5 Continued Accountability	▪ New mandates in record keeping and data collection	▪ Maintain response times ▪ Continue implementation of crime analyst	**PREPARE FOR:** ▪ **Racial and Identity Profiling Act of 2015 (RIPA)**

BUDGET: FISCAL YEAR 2017-18

FY 2016-17 BUDGET

- ✓ Replace officers' portable radios
  - 20 years old
  - Current radios obsolete
- ✓ Replace patrol cars
  - Two per year Capital Fund
- ✓ Reclassify CSO as a crime analyst
  - Mandated reporting
  - Video evidence collection
  - Crime trends

FY 2017-18 BUDGET

- Replace patrol cars (General Fund)
- Purchase special event programmable signs (other funding)
- Tasers (asset forfeiture)
- Part-time CSO to Officer – Dispatcher recruitment and development program

LONG TERM

- Add additional sworn officer to concentrate on traffic enforcement
- Add additional sworn officer to act as a School Resource Officer (SRO) working on truancy related issues
- Text to 911 Implementation

City of UKIAH, CALIFORNIA

POLICE DEPARTMENT



SAFETY
PROFESSIONALISM
COMMUNITY SERVICE

2016 Performance Report



CITY OF UKIAH
CITY COUNCIL MINUTES
Regular Meeting
CIVIC CENTER COUNCIL CHAMBERS
300 Seminary Avenue
Ukiah, CA 95482
May 3, 2017
6:00 p.m.

---

1. ROLL CALL

Ukiah City Council met at a Regular Meeting on May 3, 2017, having been legally noticed on April 28, 2017. Mayor Brown called the meeting to order at 6:18 p.m. Roll was taken with the following **Councilmembers Present:** Stephen G. Scalmanini, Douglas F. Crane, Maureen Mulheren, Kevin Doble, and Jim O. Brown. **Staff Present:** Sage Sangiacomo, City Manager; David Rapport, City Attorney; and Ashley Cocco, Deputy City Clerk.

MAYOR BROWN PRESIDING.

2. PLEDGE OF ALLEGIANCE

The Pledge of Allegiance was led by Maya Simerson, Project and Grant Administrator.

URGENCY ITEM
Presenter: Sage Sangiacomo, City Manager.

Motion/Second: Crane/Doble to accept urgency item due to timelines and place as agenda item 13b, New Business. Motion **carried** by the following roll call votes: AYES: Crane, Scalmanini, Mulheren, Doble, and Brown. NOES: None. ABSENT: None. ABSTAIN: None.

3. PROCLAMATIONS/INTRODUCTIONS/PRESENTATIONS

a. Presentation of Employee Recognition Awards.
Presenters: Sage Sangiacomo, City Manager and Chris Dewey, Police Chief.

Employee Recognition Award Recipients for the First Quarter of 2017: Maya Simerson, Project and Grant Administrator and Max Brazill, Police Officer.

b. Presentation and Possible Discussion on the Draft County Broadband Goals and Strategies.
Presenter: Trish Steel, Broadband Working Group.

Presentation was received.

Council Consensus directs staff to bring back the endorsement form on the Consent Calendar for Council approval.

c. Status Report, Discussion and Possible Action Regarding the Ukiah Valley Sanitation District's Litigation Against the City of Ukiah Related to the Operation of the Sanitary Sewer System.
Presenter: Sage Sangiacomo, City Manager.

Presentation was received.

DRAFT

4. PETITIONS AND COMMUNICATIONS

5. APPROVAL OF MINUTES

a. Minutes of April 19, 2017, a Regular Meeting.

Motion/Second: Doble/Crane to approve the Minutes of April 19, 2017, a Regular Meeting as submitted. Motion **carried** by the following roll call votes: AYES: Scalmanini, Crane, Mulheren, Doble, and Brown. NOES: None. ABSENT: None. ABSTAIN: None.

6. RIGHT TO APPEAL DECISION

7. CONSENT CALENDAR

a. Approve Budget Amendments for the Purchase of New ABI Force Infield Groomer from ABI Sports Turf in the Amount of $19,093.63 – *Community Services.*

Motion/Second: Crane/Doble to approve Consent Calendar Item 7a, as submitted. Motion **carried** by the following roll call votes: AYES: Scalmanini, Crane, Mulheren, Doble, and Brown. NOES: None. ABSENT: None. ABSTAIN: None.

8. AUDIENCE COMMENTS ON NON-AGENDA ITEMS

9. COUNCIL REPORTS

Presenters: Councilmembers Mulheren and Scalmanini.

10. CITY MANAGER/CITY CLERK REPORTS

Presenters: Sage Sangiacomo, City Manager; Jarod Thiele, Public Works Management Analyst; David Rapport, City Attorney; and Dan Buffalo, Director of Finance.

11. PUBLIC HEARINGS (6:15 PM)

12. UNFINISHED BUSINESS

a. Approve Plans and Specifications for Transportation Improvements for Redwood Business Park, Specification No. 17-09, Direct Staff to Make Revisions to Specifications for I-Bank Requirements, and Direct Staff to Advertise for Bids.

Presenter: Tim Eriksen, Director of Public Works / City Engineer.

Motion by Councilmember Crane to continue the item to a date uncertain until more information is available.

The motion dies for lack of a second.

Public Comment: Pinky Kushner.

Council Consensus to continue this item to be heard later in the meeting.

13. NEW BUSINESS

a. Authorize the Mayor to Draft and Sign a Letter of Support for the Consolidation of Ukiah Valley Water Districts in the Upper Russian River Water Agency.

Presenter: Sean White, Director of Water and Sewer

Public Comment: Phil Baldwin and Pinky Kushner.

DRAFT

Motion/Second: Doble/Crane to authorize the Mayor to draft and sign a Letter of Support for the consolidation of Ukiah Valley Water Districts into the Upper Russian River Water Agency. Motion **carried** by the following roll call votes: AYES: Crane, Mulheren, Doble, and Brown. NOES: None. ABSENT: None. ABSTAIN: Scalmanini.

b. URGENCY ITEM: Review and Consider an Advocacy Position on Senate Bill 649 (Hueso) Wireless Telecommunications Facilities & Proposed Amendments to Install Small Cells by Right; Assembly Bill 1250 (Jones-Sawyer) De Facto Ban on Local Government Contracts; and Community Development Block Grant Trailer Bill Language Limiting Funding to Small Jurisdictions.

Presenters: Councilmember Mulheren and Sage Sangiacomo, City Manager.

Motion/Second: Mulheren/Doble to approve an advocacy position in opposition of SB 649, AB 1250 and CDBG trailer bill language and authorize the Mayor to draft and issue a letter and another form of correspondence in opposition on behalf of the City of Ukiah. Motion **carried** by the following roll call votes: AYES: Scalmanini, Crane, Mulheren, Doble, and Brown. NOES: None. ABSENT: None. ABSTAIN: None.

RECESS: 8:25 - 8:32 P.M.

12. UNFINISHED BUSINESS, Continued

a. Approve Plans and Specifications for Transportation Improvements for Redwood Business Park, Specification No. 17-09, Direct Staff to Make Revisions to Specifications for I-Bank Requirements, and Direct Staff to Advertise for Bids.

Presenter: Tim Eriksen, Director of Public Works / City Engineer.

Public Comment: Pinky Kushner.

Council Consensus to continue the item to the May 17, 2017, Regular City Council Meeting.

14. CLOSED SESSION

a. Conference with Legal Counsel – Existing Litigation
(Cal. Gov't Code Section 54956.9(d)(1))
Name of case: *City of Ukiah v. Questex, LTD, et al, Mendocino County Superior Court,* Case No. SCUK- CVPT-15-66036 (Palace Hotel)

b. Conference with Legal Counsel – Existing Litigation
(Government Code Section 54956.9(d)(1))
Name of case: *Ukiah Valley Sanitation District v. City of Ukiah*, Sonoma County Superior Court, Case No. SCV 256737 (UVSD)

c. Conference with Legal Counsel – Existing Litigation
(Cal. Gov't Code Section 54956.9(d)(1))
Name of case: *Howard Jarvis Taxpayers Assn., et al. v. City of Ukiah*, Mendocino County Superior Court, Case No. SCUK-CVG-17-68588 (Measure Y and Z)

d. Conference with Real Property Negotiators
(Cal. Gov't Code Section 54956.8)
Property: 429 South Dora St. Ukiah, CA 95482
Negotiator: Sage Sangiacomo, City Manager; Negotiating Parties: City of Ukiah and Ukiah Unified School District; Under Negotiation: Price & Terms of Payment

No Closed Session was held.

15. ADJOURNMENT

There being no further business, the meeting adjourned at 8:34 p.m.

_____

Ashley Cocco, Deputy City Clerk

DRAFT

City of Ukiah

ITEM NO.: 7a

MEETING DATE: May 17, 2017

AGENDA SUMMARY REPORT

SUBJECT: REPORT OF DISBURSEMENTS FOR THE MONTH OF APRIL 2017

Summary: Payments made during the month of APRIL 2017, are summarized on the Report of Disbursements. Further detail is supplied on the Schedule of Bills, representing the four (4) individual payment cycles within the month.

Background:

Accounts Payable check numbers (City): 3021233 – 3012330, 3021331 – 3021413, 3021438 – 3021567, 3021573 - 3021680

Accounts Payable Check numbers (UVFD): 3021414 – 3021437, 3021568 – 3021572

Accounts Payable Wire Transfer numbers: N/A

Payroll Check numbers: 504806 – 504828, 504829 - 504828

Payroll Manual check numbers: N/A

Void check numbers: 3021407, 3021380, 3021343, 3021551, 3021370, 3021148, 3020404

Discussion: This report is submitted in accordance with Ukiah City Code Division 1, Chapter 7, Article 1.

FISCAL IMPACT:			
Budgeted Amount in 16-17 FY	**New Appropriation Source of Funds (Title & No.)**	**Account Number**	**Budget Amendment Required**
See Attached	N/A	See Attached	Yes ☐ No ☒

RECOMMENDED ACTION(S): Approve the Report of Disbursements for the month of April 2017.

ALTERNATIVES: N/A

Citizens advised: N/A
Requested by: Sage Sangiacomo, City Manager
Contact/Prepared by: Daphine Harris, Management Analyst – Finance Department
Coordinated with: Dan Buffalo, Finance Director and Sage Sangiacomo, City Manager
Presenter: N/A
Attachment: 1. Report of Disbursements

COUNCIL ACTION DATE: _____: ☐ Approved ☐ Continued to_____ ☐ Other _____

RECORDS APPROVED: ☐ Agreement: _____ ☐ Resolution: _____ ☐ Ordinance: _____

Note: Please write Agreement No. in upper right corner of agreement when drafted.

Approved: _____
Sage Sangiacomo, City Manager

CITY OF UKIAH
REPORT OF DISBURSEMENTS
REGISTER OF PAYROLL AND DEMAND PAYMENTS
FOR THE MONTH OF APRIL

FUNDS:

100	General Fund	$145,887.41
105	Measure S General Fund	$159,877.24
110	Special General Fund	
201	Worker's Comp Fund	$257,214.60
202	Liability Fund	$41,361.01
203	Garage Fund	$13,645.62
204	Purchasing Fund	$2,819.75
205	Billing & Collections Fund	$7,958.24
206	Public Safety Dispatch Fund	$4,304.24
207	Payroll Posting Fund	$226,313.40
208	Building Maintenance/Corp Yard Fund	$38,617.99
209	IT Fund	$31,740.41
220	Equipment Reserve Fund	
250	Special Revenue Fund	$68,008.10
251	Special Projects Reserve Fund	$1,427.16
300	Park Development Fund	
301	Anton Stadium Fund	$0.00
302	Observatory Park Fund	
304	Swimming Pool Fund	$0.00
305	Riverside Park Fund	$0.00
306	Skate Park Fund	$0.00
310	Museum Grants	$4,279.55
311	Alex Rorbaugh Recreation Center Func	$3,266.18
312	Downtown Business Improvement Func	$5,445.52
313	LMIHF Housing Asset Fund	
314	Winter Special Events	$1,666.66
500	2106 Gas Tax Fund	
501	2107 Gas Tax Fund	
503	2105 Gas Tax Fund	
505	Signalization Fund	
506	Bridge Fund	
507	1998 STIP Augmentation Fund	
508	SB325 Reimbursement Fund	
509	S.T.P. Fund	
510	Trans-Traffic Congest Relief Fund	$18,854.38
600	Community Development Block Grant	
601	EDBG 94-333 Revolving Loan	
602	Community Development Fund	
603	08-HOME-4688	
604	CDBG Grant 09-STBG-6417	
605	11-HOME-7654 Fund	$0.00
606	CDBG Grant 10-EDEF-7261	
607	Prop 84 Grant Fund	
609	13-CDBG-8940	
610	City RDA Projects Fund	
630	Asset Seizure Fund	$12,987.07
631	Asset Seizure Fund (Drug/Alcohol)	
633	H & S Education 11489(B)(2)(A1)	
634	Federal Asset Seizure Grants	
635	SUP Law Enforcement Service Fund	$1,250.00
637	Local Law Enforcement Block Grant	
638	Asset Forfeiture 11470.2 H & S	
639	Special Revenue - Police	$0.00
640	Parking District Fund	$2,590.89
691	Museum Fund	$4,287.07

700	Sanitary Disposal Site Fund	$19,203.92
701	Landfill Corrective Fund	
702	Disposal Closure Reserve Fund	
704	Post Closure Fund - Solid Waste	$0.00
720	Golf Fund	$1.21
730	Conference Center Fund	$11,926.01
750	Visit Ukiah	$0.00
777	Airport Fund	$56,265.71
778	Airport Capital Improvement Fund	
779	Special Aviation Fund	
800	Electric Fund	$559,100.28
801	Electric Capital Reserve Fund	$119,700.69
803	Lake Mendocino Bond Reserve	
805	Street Lighting Fund	$17,574.71
806	Public Benefits Fund	$1,101.16
820	Water Fund	$136,790.72
822	Water Capital Improvement Fund	$924,640.19
830	Recycled Water Fund	$117.44
840	City/District Sewer Fund	$196,672.50
841	Sewer Contruction Fund	
843	Sewer Capital Fund	
900	Special Deposit Trust	$37,541.61
901	General Service (Accts Recv)	$1,434.73
902	U.S.W. Billing & Collection	$22,917.58
903	Public Safety - AB 109	$0.00
905	Federal Emergency Shelter Grant	
905	Mendocino Emergency Service Authority	
911	Russian River Watershed Association	$47,802.77
940	Sanitation District Special Fund	
943	Sanitation District Capital Improvement Fund	
952	REDIP Sewer Enterprise Fund	
960	Community Redevelopment Agency	
961	RDA Housing Pass-Through	
962	Redevelopment Housing Fund	
963	Housing Debt	
964	RDA Capital Pass-Through	
965	Redevelopment Capital Improvement Fund	
966	Redevelopment Debt Service	$139,836.25
967	Housing Bond Proceeds	
968	Non-Housing Bond Proceeds	
969	RDA Obligation Retirement Fund	
844/944	Sewer Capital Projects Fund	$48,189.11
915	UVFD	$61,394.91
	Retainage Withheld	$51,341.22

PAYROLL CHECK NUMBERS: 504806 - 504828
DIRECT DEPOSIT NUMBERS: 81318 - 81513
PAYROLL PERIOD: 3/26/17 - 4/08/17

PAYROLL CHECK NUMBERS: 504829 - 504852
DIRECT DEPOSIT NUMBERS: 81514 - 81711
PAYROLL PERIOD: 4/09/17 - 4/2217

PAYROLL CHECK NUMBERS:
DIRECT DEPOST NUMBERS:
PAYROLL PERIOD:

VOID CHECK NUMBERS:
3021407, 3021380, 3021343, 3021551,
3021370, 3021148, 3020404
MANUAL CHECK NUMBERS:

WIRE TRANSFER NUMBERS:

TOTAL DEMAND PAYMENTS- A/P CHECKS	$3,507,355.21
TOTAL DEMAND PAYMENTS-WIRES* & EFT's	$139.00
TOTAL PAYROLL CHECKS & DIRECT DEPOSITS	$748,550.68
TOTAL PAYROLL EFT's (TAXES, PERS, VENDORS)	$606,916.91

* vendor name(if applicable)

TOTAL PAYMENTS $4,862,961.80

CERTIFICATION OF CITY CLERK
This register of Payroll and Demand Payments was duly approved by the City Council on _____.

City Clerk

APPROVAL OF CITY MANAGER
I have examined this Register and approve same.

City Manager

CERTIFICATION OF DIRECTOR OF FINANCE
I have audited this Register and approve for accuracy and available funds.

Director of Finance

Account Code Summary

10000000	General Fund
10010000	City Council
10011100	City Clerk
10011300	Elections
10012100	City Manager
10012200	Administrative Support
10012400	Miscellaneous General Government
10013400	Finance Department
10014000	City Attorney
10015100	Treasury Management
10016100	Human Resources
10017100	Economic Development
10018000	Community Outreach
10020217	Animal Control
10022100	Parks
10022300	Aquatics
10022800	Recreation
10022810	Recreation Administration
10022821	Adult Basketball
10022822	Adult Softball
10022824	Co-Ed Volleyball
10022831	Youth Basketball
10022832	Youth Softball
10022840	Day Camp
10022850	Classes & Clinics
10022860	Special Activities
10023100	Community Planning
10023320	Building Inspection
10024210	Engineering
10024214	Traffic Signals
10024220	Streets
10024224	Storm Drains
10514000	Police - City Attorney
10520210	Patrol
10520214	Police Reserves
10520216	COPS Grant
10520218	Police - CSO
10520224	Police - Major Crimes Task Force
10521210	Fire Administration
10521312	Fire Volunteer Station
20112400	Worker's Compensation Fund
20212400	Liability Fund
20324100	Garage Fund
20413500	Purchasing Fund
20513300	Billing and Collections
20514000	Billing and Collections - City Attorney
20524412	Water Department - Meter Readers
20526430	Electric Department - Meter Readers
20620231	Ukiah Dispatch
20620232	Ft Bragg Dispatch
20700000	Payroll Posting Fund
20822500	Building Maintenance
20824300	Corporation Yard
20922900	IT Fund
22013300	FA Replace - Finance UB
22020200	FA Replace - Police Operations
22021210	FA Replace - Fire Administration
22022900	FA Replace - Information Technology
22024100	FA Replace - Garage
22024220	FA Replace - Streets
22024413	FA Replace - Water Distribution Cap
22024414	FA Replace - Water Distribution O&M
22024421	FA Replace - City Wastewater
25024210	Engineering Reserve
25024300	Corporation Yard Reserve
25122900	CIP - IT
25123100	CIP - Planning
25124210	CIP - Engineering
25124220	CIP - Streets
25124410	CIP - Water
25124421	CIP - City Wastewater
25126410	CIP - Electric
30022200	Park Development
30122210	Anton Stadium
30222220	Observatory Park
30522250	Riverside Park
30622260	Skate Park
30822280	Project Planning
31022700	Museum Grant
31122870	Alex Rorabaugh Recreation Center
31217100	Downtown Business Improvement District
50524210	Engineering - Signalization Fund
50624210	Capital Engineering
50824210	SB325 - Engineering
50824220	SB325 - Streets
50924210	STP - Engineering
50924220	STP - Streets
51024220	Trans - Traffic Slurry Seal
510X9999	Trans -Traffic Project
60217441	Grant - CDBG 602
60317442	Grant - HOME 603
60417441	Grant - CDBG 604
60517442	Grant - HOME 605
60517461	First Time Homebuyer Program

Object Code Summary

12102	INVENTORY OF SUPPLIES
12103	STORES PURCHASES
12104	INVENTORY - PURCHASES
12105	STORES ISSUES
51211	PERS UNFUNDED LIABILITY
51280	OVERTIME/CALLOUT MEALS
51285	CALLOUT MILEAGE REIMBURSEMENTS
52100	CONTRACTED SERVICES
52107	CONTRACTED SERVICES-EIR
52108	CONTRACT SERVICES-GPU
52110	AMBULANCE BILLING
52111	MAINT. CONTRCTS - DEFIBRULATOR
52112	M. S. OVERSIGHT
52113	PLANNING STUDIES
52114	COMPLIANCE STUDIES
52120	LABOR CHARGES FROM OTHER DEPAR
52130	EDUCATIONAL & MARKETING MATL'S
52131	ASSISTANCE TO SENIORS
52132	EMERGENCY ASSISTANCE
52133	MONTHLY DISCOUNT PROGRAM
52134	CONTRACT ADMINISTRATION
52135	ENERGY CONSERVATION PROGRAM
52136	PHOTOVOLTAIC RATES/INCENTIVE
52137	PUBLIC BENEFITS PROGRAM MGMT
52138	NCPA PUBLIC BENEFITS PROGRAM
52139	RESEARCH, DEVELOPMENT & DEMO
52140	LITIGATION EXPENSES
52145	DETACHMENT-SEWER-UVSD
52150	LEGAL SERVICES/EXPENSES
52151	AFLAC & PERS INSUR ADMIN FEES
52170	UKIAH WASTE SOLUTIONS
52171	RESIDENTIAL BILLING CHARGE
52172	COMMERCIAL OVERSIGHT FEE
52180	SECURITY SERVICES
52301	PROPERTY TAX ADMIN FEE
52302	AMBULANCE FEES
52303	REHIT SUPPORT
52304	LAFCO FEES AND PROP TAX EXP
52500	TRUSTEE FEES
52510	ADVERTISING & PROMOTION
52515	ADVERTISING & PUBLICATION
52521	LIABILITY INSURANCE PREMIUM
52522	LIABILITY INSURANCE DEDUCT
52523	BOILER/MACHINERY PREMIUMS
52524	PROPERTY INSURANCE
52525	WORKER'S COMP. EXPENSE
52526	FRAUD INVEST. ASSESSMENT
52527	A.D.P. PREMIUM & DEDUCTIBLE
52528	LIABILITY INSURANCE
52529	EARTHQUAKE & FLOOD PREMIUMS
52530	POLLUTION-ENVIRON INS PREMIUM
52531	UMEMPLOY. INS EXPENSE
52532	SAFETY & TRAINING SUPPORT
52600	RENT
52841	SUCCESSOR AGENCY ADMIN
54100	SUPPLIES
54101	POSTAGE
54102	SMALL TOOLS
54105	PHOTOGRAPHIC EXPENSE
54106	SPECIALTY SUPPLIES
54120	PW - SPECIAL SUPPLIES
54121	PW - ASPHALT CONCRETE
54122	PW - AGGREGATE BASE
54123	PW - CRACK SEALANT
54124	PW - CONCRETE/SUPPLIES
54125	PW - TRAFFIC PAINT
54126	PW-PREMARKS
54127	PW - SIGN POSTS/SHEETING
54128	PW - COLD PATCH MATERIAL
54129	PW - TACK OIL
54130	PW - SAFETY
54131	PW - BARRICADES & CONES
54160	HR - CITY LIABILITY & CONTRACT
54161	HR - BACKGROUND & PHYSICALS
54162	HR - ADVERTISING
54163	HR - INTERVIEW SUPPLIES
54164	HR - FORMS & OTHER DIV. EXP.
54165	HR - NEW EMPLOYEE FINGERPRINT
54166	HR - DOT TESTING PROGRAM
54167	HR - EMPLOYEE DEVELOPMENT
54168	HR - REMIF SAFETY TRNG & SUPPO
54201	PRISONER EXPENSE
54202	MAJOR CRIME INVETIGATIONS
54320	SOFTWARE
55100	TELEPHONE
55200	PG&E
55210	UTILITIES
56100	VEHICLE & EQUIPMENT MAINT. & R
56110	CITY GARAGE - PARTS
56111	CITY GARAGE - LABOR
56112	EQUIPMENT PARTS FOR RESALE
56120	EQUIPMENT MAINTENANCE & REPAIR

List of Checks Presented for Approval on 4/7/2017

The following list of bills payable was reviewed and approved for payment.

Signature

Invoices

Vendor Name	Invoice #	Invoice Description	Invoice Amt	Invoice Account Detail and Allocation Detail		
ADELE PHILLIPS	TR 04/03/17	TRAVEL REIMBURSEMENT	$15.00	*10023100-57100*	*CONFERENCE & TRAINING*	*$15.00*
					Vendor Total:	*$15.00*
ADVANCED SECURITY SYSTEMS	362499	FIRE, LIFE SAFETY INSPECTION &	$616.98	*69122700-52180*	*SECURITY SERVICES*	*$616.98*
	372460	FIRE, LIFE SAFETY INSPECTION &	$616.98	*69122700-52180*	*SECURITY SERVICES*	*$616.98*
					Vendor Total:	*$1,233.96*
AFMAN SUPPLY	409662	FARE COLLECTION EQUIPMENT AND	$907.70	*80000000-12104*	*INVENTORY - PURCHASES*	*$907.70*
					Vendor Total:	*$907.70*
AIMEE SHIELDS	APR 17	TRANSCRIPTION SERVICES FOR POL	$1,250.00	*63520210-52100*	*CONTRACTED SERVICES*	*$1,250.00*
					Vendor Total:	*$1,250.00*
ALLEN JAMES	DV032917	INSTRUCTOR	$656.00	*10022850-52100*	*CONTRACTED SERVICES*	*$656.00*
					Vendor Total:	*$656.00*
ALTEC INDUSTRIES INC	10725517	PARTS & MATERIALS AS NEEDED	$129.43	*80026400-56130*	*EXTERNAL SERVICES*	*$129.43*
					Vendor Total:	*$129.43*
AMAZON CAPITAL SERVICES	0GPB-0KP1-RP8X	SUPPLIES AS NEEDED	$83.66	*20413500-57100*	*CONFERENCE & TRAINING*	*$83.66*
	0BP6-2CB8-JHV7	PHOTOGRAPHIC EQUIPMENT, FILM,	$2,599.00	*90000000-23252*	*DISTRICT USE TAX-LIBRARIES*	*($3.24)*

List of Checks Presented for Approval on 4/7/2017

Invoices

Vendor Name	Invoice #	Invoice Description	Invoice Amt	Invoice Account Detail and Allocation Detail		
AMAZON CAPITAL SERVICES	0BP6-2CB8-JHV7	PHOTOGRAPHIC EQUIPMENT, FILM,	$2,599.00	*90000000-23237*	*DISTRICT USE TAX-MEASURE S*	*($13.00)*
				90000000-23013	*STATE USE TAX LIABILITY*	*($188.43)*
				63020210-54100	*SUPPLIES*	*$204.67*
				63020210-54100	*SUPPLIES*	*$2,599.00*
	0BP6-2CB8-S5V1	SCOOTERS AND TABLETS	$150.95	*10022831-54100*	*SUPPLIES*	*$150.95*
	0C63-FKT3-S222	SCOOTERS AND TABLETS	$150.95	*10022831-54100*	*SUPPLIES*	*$150.95*
	0X3G-RV54-SLY9	SCOOTERS AND TABLETS	$152.52	*10022831-54100*	*SUPPLIES*	*$152.52*
	0LJM-M6CF-S7QM	SCOOTERS AND TABLETS	$181.14	*10022831-54100*	*SUPPLIES*	*$181.14*
	0BP6-2CB8-S6R6	SCOOTERS AND TABLETS	$211.33	*10022831-54100*	*SUPPLIES*	*$211.33*
	0GPB-0KP1-S5C6	SCOOTERS AND TABLETS	$211.33	*10022831-54100*	*SUPPLIES*	*$211.33*
	0GPB-0KP1-S6JS	SCOOTERS AND TABLETS	$211.33	*10022831-54100*	*SUPPLIES*	*$211.33*
	02VQ-9524-PW10	SCOOTERS AND TABLETS	$457.58	*10022831-54100*	*SUPPLIES*	*$457.58*
					Vendor Total:	*$4,409.79*
ANDREW PHILLIPS	TA 04/18/17	TRAVEL ADVANCE	$45.00	*10520210-57100*	*CONFERENCE & TRAINING*	*$45.00*
					Vendor Total:	*$45.00*
ANIXTER	3482994-00	ELECTRICAL EQUIPMENT AND SUPPL	$1,950.39	*80000000-12104*	*INVENTORY - PURCHASES*	*$1,950.39*
					Vendor Total:	*$1,950.39*
ARGONAUT CONSTRUCTORS	1-32817	2016 SEWER & WATER REPLACEMENT	$243,632.07	*51024220-80230*	*INFRASTRUCTURE*	*$15,582.84*
				82224413-80230	*INFRASTRUCTURE*	*$175,207.90*
				84024421-80230	*INFRASTRUCTURE*	*$52,841.33*
					Vendor Total:	*$243,632.07*

List of Checks Presented for Approval on 4/7/2017

Invoices

Vendor Name	Invoice #	Invoice Description	Invoice Amt	Invoice Account Detail and Allocation Detail		
BLACK OAK COFFEE ROASTERS	7297	COFFEE	$45.00	*73022600-54100*	*SUPPLIES*	*$45.00*
					Vendor Total:	*$45.00*
CANDICE RASMASON	TR 3/27 - 3/28/17	REIMBURSE TRAVEL EXPENSE	$19.95	*10013400-57100*	*CONFERENCE & TRAINING*	*$9.98*
				20413500-57100	*CONFERENCE & TRAINING*	*$9.97*
					Vendor Total:	*$19.95*
CBRE INC	41490-SF160113-A-2	HOTEL FEASIBILITY STUDY	$4,495.00	*10017100-52100*	*CONTRACTED SERVICES*	*$4,495.00*
					Vendor Total:	*$4,495.00*
CHOUINARD & MYHRE INC	17022004	MISC IT SERVICES	$300.00	*20922900-52100*	*CONTRACTED SERVICES*	*$300.00*
	17012005	MISC IT SERVICES	$800.00	*20922900-52100*	*CONTRACTED SERVICES*	*$800.00*
					Vendor Total:	*$1,100.00*
CLERK-RECORDER, MENDOCINO COUNTY	DV040317	CEQA FILING	$50.00	*10023100-59101*	*FEES*	*$50.00*
					Vendor Total:	*$50.00*
COTTIE LOUISE MORRISON	DV032417	INSTRUCTOR	$427.00	*10022850-52100*	*CONTRACTED SERVICES*	*$427.00*
					Vendor Total:	*$427.00*
COUNTY OF SONOMA	DV032817	REGISTRATION	$75.00	*82024411-57100*	*CONFERENCE & TRAINING*	*$75.00*
					Vendor Total:	*$75.00*
CROP PRODUCTION SERVICES	32175931	WEED SPRAYS & CHEMICALS AS NEE	$180.15	*10022100-54100*	*SUPPLIES*	*$180.15*
					Vendor Total:	*$180.15*
DAPHINE HARRIS	TA 4/21-4/28/17	TRAVEL ADVANCE	$885.00	*10013400-57100*	*CONFERENCE & TRAINING*	*$885.00*
					Vendor Total:	*$885.00*

List of Checks Presented for Approval on 4/7/2017

Invoices

Vendor Name	Invoice #	Invoice Description	Invoice Amt	Invoice Account Detail and Allocation Detail		
DAVID CARTER	DV032717	BASKETBALL REFEREE TRAINING	$200.00	*10022831-52100*	*CONTRACTED SERVICES*	*$200.00*
					Vendor Total:	*$200.00*
DAVID KIRCH	TA 4/10-4/12/17	TRAVEL ADVANCE	$617.20	*20324100-57100*	*CONFERENCE & TRAINING*	*$617.20*
					Vendor Total:	*$617.20*
DC ELECTRIC GROUP INC	27791	EMERGENCY REPLACEMENT OF AUDIB	$3,995.00	*10024214-52100*	*CONTRACTED SERVICES*	*$3,995.00*
					Vendor Total:	*$3,995.00*
DELL MARKETING LP	10150358934	COMPUTER HARDWARE AND PERIPHER	$2,541.78	*10520210-54202*	*MAJOR CRIME INVETIGATIONS*	*$2,541.78*
	10157569838	MICROSOFT ENTERPRISE AGREEMENT	$17,607.61	*20922900-54320*	*SOFTWARE*	*$17,607.61*
	10150306350	COMPUTER HARDWARE AND PERIPHER	$1,664.35	*80026400-54100*	*SUPPLIES*	*$1,664.35*
					Vendor Total:	*$21,813.74*
DIALED IN ATHLETICS	1066.2	SALES TAX ADJUSTMENT	($0.66)	*90000000-23252*	*DISTRICT USE TAX-LIBRARIES*	*($0.22)*
				90000000-23237	*DISTRICT USE TAX-MEASURE S*	*($0.44)*
	1066.1	SALES TAX ADJUSTMENT	$0.66	*10022821-54100*	*SUPPLIES*	*$0.66*
	1066	ADULT SPORT LEAGUES CHAMPION T	$199.20	*10022821-54100*	*SUPPLIES*	*$199.20*
					Vendor Total:	*$199.20*
DOGFATHER K9 CONNECTIONS	9794	K9 GROOMING	$50.00	*10520210-54100*	*SUPPLIES*	*$50.00*
					Vendor Total:	*$50.00*
EDDIE VEDOLLA JR	DV033017	INSTRUCTOR	$294.00	*10022850-52100*	*CONTRACTED SERVICES*	*$294.00*
					Vendor Total:	*$294.00*

List of Checks Presented for Approval on 4/7/2017

Invoices

Vendor Name	Invoice #	Invoice Description	Invoice Amt	Invoice Account Detail and Allocation Detail		
EMD MILLIPORE CORP	7952178	SUPPLIES AS NEEDED	$833.46	*84024425-54100*	*SUPPLIES*	*$833.46*
					Vendor Total:	*$833.46*
EPIC AVIATION LLC	6956683	JET FUEL	$28,955.49	*77725200-58401*	*AVIATION FUEL*	*$28,955.49*
					Vendor Total:	*$28,955.49*
EUREKA OXYGEN CO	U 138980	EQUIPMENT MAINTENANCE	$13.45	*90000000-23237*	*DISTRICT USE TAX-MEASURE S*	*($0.07)*
				84024421-54100	*SUPPLIES*	*$0.07*
				84024421-54100	*SUPPLIES*	*$13.45*
					Vendor Total:	*$13.45*
FASTENAL	CAUKA25362	SUPPLIES AS NEEDED	$24.87	*84024425-56120*	*EQUIPMENT MAINTENANCE & REPAIR*	*$24.87*
					Vendor Total:	*$24.87*
FEDERAL EXPRESS	5-741-10897	SHIPPING CHARGES	$353.45	*10013400-54101*	*POSTAGE*	*$30.28*
				10520210-54101	*POSTAGE*	*$18.61*
				10520210-54101	*POSTAGE*	*$20.90*
				10520210-54101	*POSTAGE*	*$21.27*
				10520210-54101	*POSTAGE*	*$29.60*
				10520210-54101	*POSTAGE*	*$33.64*
				69122700-54101	*POSTAGE*	*$158.81*
				20413500-54100	*SUPPLIES*	*$22.06*
				84024425-54100	*SUPPLIES*	*$18.28*
					Vendor Total:	*$353.45*

List of Checks Presented for Approval on 4/7/2017

Invoices

Vendor Name	Invoice #	Invoice Description	Invoice Amt	Invoice Account Detail and Allocation Detail		
FILETRAIL	2017-0176	HOSTED FILE MANAGMENT SYSTEM	$489.00	*10011100-52100*	*CONTRACTED SERVICES*	*$489.00*
					Vendor Total:	*$489.00*
FRED PRYOR SEMINARS	170181	TRAINING	$2,500.00	*10013400-57100*	*CONFERENCE & TRAINING*	*$2,500.00*
					Vendor Total:	*$2,500.00*
FULWIDER OUTDOOR POWER EQUIP	1652453	PARTS	$785.32	*10024220-54102*	*SMALL TOOLS*	*$785.32*
					Vendor Total:	*$785.32*
GARTON TRACTOR INC	CU28153	PARTS AS NEEDED	$819.19	*10024220-56130*	*EXTERNAL SERVICES*	*$819.19*
					Vendor Total:	*$819.19*
GCS ENVIRONMENTAL EQUIP SRVS	15328	PARTS & SUPPLIES AS NEEDED	$671.91	*10024220-56130*	*EXTERNAL SERVICES*	*$671.91*
					Vendor Total:	*$671.91*
GENERAL SERVICES AGENCY	APR 17	SPANISH MTN SUBLEASE MO RENT-N	$50.00	*20620231-52100*	*CONTRACTED SERVICES*	*$50.00*
					Vendor Total:	*$50.00*
GLOBAL KNOWLEDGE TRAINING, LLC	21801509	ADMINISTERING SYSTEM CENTER CO	$4,642.50	*20922900-57100*	*CONFERENCE & TRAINING*	*$4,642.50*
					Vendor Total:	*$4,642.50*
GOLDEN GATE K9 LLC	UPD3312017	ANNUAL K9 TRAINING	$525.00	*63020210-54100*	*SUPPLIES*	*$525.00*
					Vendor Total:	*$525.00*
GRAINGER INC	9395624167	PARTS AS NEEDED	$402.77	*84024425-56120*	*EQUIPMENT MAINTENANCE & REPAIR*	*$402.77*
					Vendor Total:	*$402.77*
HACH COMPANY	10377827	SUPPLIES AS NEEDED	$236.58	*84024425-54100*	*SUPPLIES*	*$236.58*

List of Checks Presented for Approval on 4/7/2017

Invoices

Vendor Name	Invoice #	Invoice Description	Invoice Amt	Invoice Account Detail and Allocation Detail		
HACH COMPANY	10376013	SUPPLIES AS NEEDED	$280.08	*84024425-54100*	*SUPPLIES*	*$280.08*
					Vendor Total:	*$516.66*
HARRIS COMPUTER SYSTEMS INC	CT032779	TIERED BASE CHARGE CREATION FO	$1,995.00	*20513300-52100*	*CONTRACTED SERVICES*	*$1,995.00*
					Vendor Total:	*$1,995.00*
IDEXX DISTRIBUTION INC	3013948412	SUPPLIES AS NEEDED	$976.99	*90000000-23252*	*DISTRICT USE TAX-LIBRARIES*	*($1.12)*
				82024411-54100	*SUPPLIES*	*$1.12*
				82024411-54100	*SUPPLIES*	*$976.99*
					Vendor Total:	*$976.99*
INTEGRITY SHRED	67515	DOCUMENT SHREDDING	$202.00	*77725200-56300*	*BUILDING MAINT. & REPAIR*	*$202.00*
					Vendor Total:	*$202.00*
INTERNATIONAL ASSOC OF FIRE CHIEFS	1055	REGISTRATION	$365.00	*10521210-57100*	*CONFERENCE & TRAINING*	*$365.00*
					Vendor Total:	*$365.00*
JOAN KELLY	DV032417	REIMBURSEMENT FOR REGISTRATION	$365.00	*84024425-57100*	*CONFERENCE & TRAINING*	*$365.00*
					Vendor Total:	*$365.00*
JOHN AGUILAR	DV031717	REIMBURSEMENT PER-DIEM	$405.00	*84024421-57300*	*MEMBERSHIPS & SUBSCRIPTIONS*	*$405.00*
					Vendor Total:	*$405.00*
JUDY CHAN	APR 17	APR 17 RENT- 185 MASON ST	$1,365.00	*10022100-52600*	*RENT*	*$1,365.00*
					Vendor Total:	*$1,365.00*
JULIE WEBB	TR 02/27-02/28/17	TRAVEL REIMBURSEMENT	$13.20	*10022810-57100*	*CONFERENCE & TRAINING*	*$13.20*

List of Checks Presented for Approval on 4/7/2017

Invoices

Vendor Name	Invoice #	Invoice Description	Invoice Amt	Invoice Account Detail and Allocation Detail		
JULIE WEBB	DV032717	REIMBURSEMENT	$27.98	*10022832-54100*	*SUPPLIES*	*$27.98*
					Vendor Total:	*$41.18*
KEN FOWLER MOTORS INC	DV030817	REFUND OVERPAYMENT FOR ICE RINK	$1,666.66	*31400000-48110*	*MISCELLANEOUS RECEIPTS*	*$1,666.66*
					Vendor Total:	*$1,666.66*
KEVIN PIERACHINI	TA 4/10-4/12/17	TRAVEL ADVANCE	$617.20	*20324100-57100*	*CONFERENCE & TRAINING*	*$617.20*
	DV031717	REIMBURSEMENT PER-DIEM	$486.00	*84024421-57300*	*MEMBERSHIPS & SUBSCRIPTIONS*	*$486.00*
					Vendor Total:	*$1,103.20*
LARRY WALKER ASSOCIATES INC	00564.02-1	APPLICATION PREPARATION (NPDES	$4,438.50	*84024425-52114*	*COMPLIANCE STUDIES*	*$4,438.50*
					Vendor Total:	*$4,438.50*
LEAGUE OF CALIFORNIA CITIES	103942	STREET & ROAD ASSESSMENT	$200.00	*10024220-52100*	*CONTRACTED SERVICES*	*$200.00*
					Vendor Total:	*$200.00*
LYNN PEAVEY COMPANY	329445	EVIDENCE TAGS	$110.71	*10520210-54201*	*PRISONER EXPENSE*	*$110.71*
					Vendor Total:	*$110.71*
MARK R WINKLER	02/25/17	PROFESSIONAL SERVICES-COPYWRIT	$150.00	*75017110-52100*	*CONTRACTED SERVICES*	*$150.00*
					Vendor Total:	*$150.00*
MATHESON TRI-GAS INC	15035811	OXYGEN & MISCELLANEOUS AS NEED	$50.95	*90000000-23237*	*DISTRICT USE TAX-MEASURE S*	*($0.24)*
				80026130-54100	*SUPPLIES*	*$0.24*
				80026130-54100	*SUPPLIES*	*$50.95*
	15114009	OXYGEN & MISCELLANEOUS AS NEED	$139.44	*90000000-23237*	*DISTRICT USE TAX-MEASURE S*	*($0.65)*

List of Checks Presented for Approval on 4/7/2017

Invoices

Vendor Name	Invoice #	Invoice Description	Invoice Amt	Invoice Account Detail and Allocation Detail		
MATHESON TRI-GAS INC	15114009	OXYGEN & MISCELLANEOUS AS NEED	$139.44	*10024220-54102*	*SMALL TOOLS*	*$0.65*
				10024220-54102	*SMALL TOOLS*	*$139.44*
					Vendor Total:	*$190.39*
MENDOCINO COUNTY TAX COLLECTOR	16/17 51228	PROPERTY TAXES	$99.85	*10022100-59100*	*PROPERTY TAXES PAID*	*$99.85*
	16/17 51231	PROPERTY TAXES	$573.50	*10022100-59100*	*PROPERTY TAXES PAID*	*$573.50*
	16/17 57354	PROPERTY TAXES	$301.60	*70024500-59100*	*PROPERTY TAXES PAID*	*$301.60*
	16/17 57182	PROPERTY TAXES	$762.90	*70024500-59100*	*PROPERTY TAXES PAID*	*$762.90*
	16/17 4143	PROPERTY TAXES	$554.28	*77725200-59100*	*PROPERTY TAXES PAID*	*$554.28*
	16/17 59410	PROPERTY TAXES	$835.99	*84024425-59100*	*PROPERTY TAXES PAID*	*$835.99*
	16/17 59406	PROPERTY TAXES	$2,032.54	*84024425-59100*	*PROPERTY TAXES PAID*	*$2,032.54*
	16/17 59472	PROPERTY TAXES	$2,190.59	*84024425-59100*	*PROPERTY TAXES PAID*	*$2,190.59*
					Vendor Total:	*$7,351.25*
MENDOCINO SOLID WASTE MANAGEMENT AUTHORITY	10568	SUPPLIES AS NEEDED	$195.00	*84024425-59101*	*FEES*	*$195.00*
					Vendor Total:	*$195.00*
MOIRS	135797	MISCELLANEOUS POOL SUPPLIES AS	$301.75	*82024411-58202*	*CHEMICALS*	*$301.75*
	135912	MISCELLANEOUS POOL SUPPLIES AS	$344.86	*82024411-58202*	*CHEMICALS*	*$344.86*
	136099	MISCELLANEOUS POOL SUPPLIES AS	$21.53	*84024425-56504*	*FACILITY MAINTENANCE & REPAIR*	*$21.53*
					Vendor Total:	*$668.14*

List of Checks Presented for Approval on 4/7/2017

Invoices

Vendor Name	Invoice #	Invoice Description	Invoice Amt	Invoice Account Detail and Allocation Detail		
MOTOROLA SOLUTIONS INC	13153715	RADIO COMMUNICATION EQUIPMENT,	$3,385.92	*20324100-54100*	*SUPPLIES*	*$677.18*
				80026110-54100	*SUPPLIES*	*$1,354.38*
				80026120-54100	*SUPPLIES*	*$1,354.36*
					Vendor Total:	*$3,385.92*
NFP NATIONAL ACCOUNT SERVICES	17-04 NFP	NFP INSURANCE	$2,925.52	*20700000-20523*	*P/R DEDUCT-LTD*	*$2,635.27*
				20700000-20512	*REMIF LIFE*	*$32.25*
				20700000-20512	*REMIF LIFE*	*$258.00*
					Vendor Total:	*$2,925.52*
ONE TIME PAY VENDOR	DV033017	REFUND FEES	$160.00	*31217100-52100*	*CONTRACTED SERVICES*	*$160.00*
	032817	REFUND DEPOSIT	$275.00	*90000000-23200*	*REFUNDABLE DEPOSITS TRUST*	*$275.00*
					Vendor Total:	*$435.00*
ONESOURCE DISTRIBUTORS LLC	S5427056.001	INSULATED COVER	$85.22	*80000000-12104*	*INVENTORY - PURCHASES*	*$85.22*
					Vendor Total:	*$85.22*
PACE SUPPLY CORPORATION	023780751	MISCELLANEOUS ITEMS AS NEEDED	$70.23	*82024411-56300*	*BUILDING MAINT. & REPAIR*	*$70.23*
	023780991	MISCELLANEOUS ITEMS AS NEEDED	$31.15	*84024425-56120*	*EQUIPMENT MAINTENANCE & REPAIR*	*$31.15*
	023790125	MISCELLANEOUS ITEMS AS NEEDED	$299.73	*84024425-56120*	*EQUIPMENT MAINTENANCE & REPAIR*	*$299.73*
	02376184	MISCELLANEOUS ITEMS AS NEEDED	$517.72	*82000000-12104*	*INVENTORY - PURCHASES*	*$517.72*
	023751173	PLUMBING EQUIPMENT, FIXTURES,	$2,034.52	*82000000-12104*	*INVENTORY - PURCHASES*	*$2,034.52*
	023781765	MISCELLANEOUS ITEMS AS NEEDED	$59.84	*82024414-54102*	*SMALL TOOLS*	*$59.84*
					Vendor Total:	*$3,013.19*

List of Checks Presented for Approval on 4/7/2017

Invoices

Vendor Name	Invoice #	Invoice Description	Invoice Amt	Invoice Account Detail and Allocation Detail		
PETERSON TRUCKS INC	269179P	PARTS	$151.14	*20324100-56112*	*EQUIPMENT PARTS FOR RESALE*	*$32.41*
				20324100-58510	*REIMBRSABLE JOBS*	*$118.73*
	268779P	PARTS	$21.48	*20324100-58510*	*REIMBRSABLE JOBS*	*$21.48*
	268779PX1	PARTS	$21.48	*20324100-58510*	*REIMBRSABLE JOBS*	*$21.48*
	268695P	PARTS	$75.55	*20324100-58510*	*REIMBRSABLE JOBS*	*$75.55*
	268504P	PARTS	$366.52	*20324100-58510*	*REIMBRSABLE JOBS*	*$366.52*
					Vendor Total:	*$636.17*
PHILLIPS SEABROOK ASSOCIATES	7263	STRUCT ENGNG/PLAN CHCK/SUBSTIT	$485.00	*10023320-52100*	*CONTRACTED SERVICES*	*$485.00*
	7228	STRUCT ENGNG/PLAN CHCK/SUBSTIT	$535.00	*10023320-52100*	*CONTRACTED SERVICES*	*$535.00*
	7197	STRUCT ENGNG/PLAN CHCK/SUBSTIT	$1,710.00	*10023320-52100*	*CONTRACTED SERVICES*	*$1,710.00*
					Vendor Total:	*$2,730.00*
PITNEY BOWES INC	1003506949	POSTAGE MACHINE LEASE & SUPPLI	$145.63	*73022600-52100*	*CONTRACTED SERVICES*	*$145.63*
					Vendor Total:	*$145.63*
PORTOLA SYSTEMS INC	15907	DATA PROCESSING, COMPUTER, PRO	$3,612.00	*20922900-54320*	*SOFTWARE*	*$3,612.00*
					Vendor Total:	*$3,612.00*
POWER INDUSTRIES INC	727687	PARTS	$40.80	*80026400-56130*	*EXTERNAL SERVICES*	*$40.80*
					Vendor Total:	*$40.80*
QUIZNOS UKIAH	DV032717	TRAINING LUNCH	$253.51	*10013400-57100*	*CONFERENCE & TRAINING*	*$253.51*
					Vendor Total:	*$253.51*
REDWOOD EMPIRE AIKIKAI	DV032417	INSTRUCTOR	$132.00	*10022850-52100*	*CONTRACTED SERVICES*	*$132.00*

List of Checks Presented for Approval on 4/7/2017

Invoices

Vendor Name	Invoice #	Invoice Description	Invoice Amt	Invoice Account Detail and Allocation Detail		
REDWOOD EMPIRE AIKIKAI	DV032317	INSTRUCTOR	$324.00	*10022850-52100*	*CONTRACTED SERVICES*	*$72.00*
				10022850-52100	*CONTRACTED SERVICES*	*$252.00*
					Vendor Total:	*$456.00*
REDWOOD EMPIRE MUNICIPAL INSURANCE FUND	17-04 HEALTH COMP	INSURANCE PREMIUMS	$219,541.00	*20700000-20524*	*NON-EMPLOYEE HEALTH INS.PREM*	*$509.60*
				20700000-20524	*NON-EMPLOYEE HEALTH INS.PREM*	*$2,364.00*
				20700000-20524	*NON-EMPLOYEE HEALTH INS.PREM*	*$15,847.00*
				20700000-20520	*P/R DEDUCT.- MEDICAL INS*	*$184,743.00*
				20700000-20510	*REMIF DENTAL*	*$13,402.00*
				20700000-20511	*REMIF VISION*	*$2,675.40*
					Vendor Total:	*$219,541.00*
RF MACDONALD CO	DV 040717	BASIC PUMP & MECHANICAL SEAL TRAINING REGISTRATION	$1,350.00	*20324100-57100*	*CONFERENCE & TRAINING*	*$675.00*
				20324100-57100	*CONFERENCE & TRAINING*	*$675.00*
	I193065	PARTS TO RE-BUILD FUEL PUMP	$297.57	*77725200-56130*	*EXTERNAL SERVICES*	*$297.57*
					Vendor Total:	*$1,647.57*
RICHARD ANDERSON	2017-0331-1	AGREEMENT FOR PROF.SVC'S FOR W	$2,375.00	*20922900-52100*	*CONTRACTED SERVICES*	*$2,375.00*
					Vendor Total:	*$2,375.00*
ROUND TABLE PIZZA	170152	INTERVIEW PANEL LUNCH	$33.28	*10022300-54100*	*SUPPLIES*	*$33.28*
					Vendor Total:	*$33.28*
SAFEWAY INC	809250-031417-1583	MISCELLANEOUS PURCHASES AS REQ	$36.39	*10013400-57100*	*CONFERENCE & TRAINING*	*$36.39*
	802801-031617-1583	MISCELLANEOUS PURCHASES AS REQ	$61.79	*10016100-54167*	*HR - EMPLOYEE DEVELOPMENT*	*$61.79*

List of Checks Presented for Approval on 4/7/2017

Invoices

Vendor Name	Invoice #	Invoice Description	Invoice Amt	Invoice Account Detail and Allocation Detail		
SAFEWAY INC	807497-030917-1583	MISCELLANEOUS PURCHASES AS REQ	$21.96	*10010000-54100*	*SUPPLIES*	*$21.96*
	434258-032417-1583	MISCELLANEOUS PURCHASES AS REQ	$35.15	*73022600-54100*	*SUPPLIES*	*$35.15*
	435822-030317-1583	MISCELLANEOUS PURCHASES AS REQ	$59.26	*73022600-54100*	*SUPPLIES*	*$59.26*
	433030-032117-1583	MISCELLANEOUS PURCHASES AS REQ	$83.10	*73022600-54100*	*SUPPLIES*	*$83.10*
					Vendor Total:	*$297.65*
SAGE SANGIACOMO	TR 3/21-3/23/17	TRAVEL REIMBURSEMENT	$49.27	*10017100-57100*	*CONFERENCE & TRAINING*	*$49.27*
					Vendor Total:	*$49.27*
SAN DIEGO POLICE EQUIPMENT CO	626965	HOLSTERS	$93.99	*63020210-54100*	*SUPPLIES*	*$93.99*
					Vendor Total:	*$93.99*
SEAN WHITE	TR 3/18-3/22/17	TRAVEL REIMBURSEMENT	$522.09	*82024410-57100*	*CONFERENCE & TRAINING*	*$522.09*
					Vendor Total:	*$522.09*
SHANNON RILEY	TR 3/21-3/23/17	TRAVEL REIMBURSEMENT	$1,978.46	*10017100-57100*	*CONFERENCE & TRAINING*	*$1,978.46*
					Vendor Total:	*$1,978.46*
SHN CONSULTING ENGINEERS & GEOLOGISTS INC	91335	DESIGN & CONST. MGMNT FOR ZONE	$1,118.75	*82224413-80230*	*INFRASTRUCTURE*	*$1,118.75*
					Vendor Total:	*$1,118.75*
TNEMEC COMPANY INC	2255937	FREIGHT CHARGES	$75.00	*82024411-56300*	*BUILDING MAINT. & REPAIR*	*$75.00*
	2255724	PRIMER	$120.93	*82024411-56300*	*BUILDING MAINT. & REPAIR*	*$120.93*
	2254499	PRIMER	$279.96	*82024411-56300*	*BUILDING MAINT. & REPAIR*	*$279.96*
					Vendor Total:	*$475.89*
TOBY SHAWE	DV021717	REIMBURSE SEWER LATERAL REPLACEMENT	$1,561.91	*84424422-52100*	*CONTRACTED SERVICES*	*$1,561.91*
					Vendor Total:	*$1,561.91*

List of Checks Presented for Approval on 4/7/2017

Invoices

Vendor Name	Invoice #	Invoice Description	Invoice Amt	Invoice Account Detail and Allocation Detail		
TUFTS POLYGRAPH & INVESTIGATION	2017-314(A)	POLYGRAPH AND INVESTIGATION SERVICES	$650.00	*10520210-52100*	*CONTRACTED SERVICES*	*$650.00*
					Vendor Total:	*$650.00*
UKIAH TROPHIES & GIFTS	664403	PLAQUES	$142.40	*90000000-23212*	*ADOPT-A-TREE PROGRAM*	*$142.40*
					Vendor Total:	*$142.40*
UKIAH VALLEY FIRE DISTRICT	3RD QTR	2-YEAR INTERIM AGREEMENT FOR F	$52,438.19	*10521210-52100*	*CONTRACTED SERVICES*	*$52,438.19*
	2ND QTR	2-YEAR INTERIM AGREEMENT FOR F	$68,865.64	*10521210-52100*	*CONTRACTED SERVICES*	*$68,865.64*
					Vendor Total:	*$121,303.83*
UPS	0000E19R54127	SHIPPING CHARGES	$17.24	*80026400-54100*	*SUPPLIES*	*$17.24*
					Vendor Total:	*$17.24*
USA BLUEBOOK	211851	INJECTION VALVE	$227.21	*82024411-56300*	*BUILDING MAINT. & REPAIR*	*$227.21*
					Vendor Total:	*$227.21*
VALLEY AUTO CENTER INC	264074	MISC PARTS AS NEEDED	$72.86	*80026400-56130*	*EXTERNAL SERVICES*	*$72.86*
					Vendor Total:	*$72.86*
VERIZON WIRELESS	9782439427	DATA & EMERGENCY PHONES	$1,169.99	*10022100-54100*	*SUPPLIES*	*$38.01*
				10022300-54100	*SUPPLIES*	*$38.01*
				10022840-54100	*SUPPLIES*	*$38.01*
				10023100-55100	*TELEPHONE*	*$38.01*
				10024210-55100	*TELEPHONE*	*$63.35*
				10024220-55100	*TELEPHONE*	*$25.21*
				10520210-55100	*TELEPHONE*	*$76.02*

List of Checks Presented for Approval on 4/7/2017

Invoices

Vendor Name	Invoice #	Invoice Description	Invoice Amt	Invoice Account Detail and Allocation Detail		
VERIZON WIRELESS	9782439427	DATA & EMERGENCY PHONES	$1,169.99	*20922900-55100*	*TELEPHONE*	*$384.58*
				77725200-55100	*TELEPHONE*	*$38.00*
				80026400-55100	*TELEPHONE*	*$152.04*
				82024410-55100	*TELEPHONE*	*$82.36*
				82024411-55100	*TELEPHONE*	*$38.01*
				84024420-55100	*TELEPHONE*	*$44.35*
				84024421-55100	*TELEPHONE*	*$114.03*
					Vendor Total:	*$1,169.99*
VWR INTERNATIONAL INC	8048035200	INDICATOR FOR STEAM STERILIZER	$386.27	*84024425-54100*	*SUPPLIES*	*$386.27*
					Vendor Total:	*$386.27*
WALMART COMMUNITY	P9273001X01SNPTBS	MISC ITEMS AS NEEDED	$31.59	*10520210-54201*	*PRISONER EXPENSE*	*$31.59*
	P9273002100Y8YVD1	MISC ITEMS AS NEEDED	$124.01	*10024220-54120*	*PW - SPECIAL SUPPLIES*	*$124.01*
	P9273001P01RXK6M2	MISC ITEMS AS NEEDED	$5.33	*10022100-54100*	*SUPPLIES*	*$5.33*
	P9273002500XMZGNF	MISC ITEMS AS NEEDED	$96.01	*10022831-54100*	*SUPPLIES*	*$96.01*
	P9273002500ZLRWW4	MISC ITEMS AS NEEDED	$34.13	*80026400-54100*	*SUPPLIES*	*$34.13*
					Vendor Total:	*$291.07*
WILLOW COUNTY WATER DIST	MAR 17	WATER SERVICES	$20.00	*31122870-55210*	*UTILITIES*	*$20.00*
	MAR17	WATER SERVICES	$32.66	*31122870-55210*	*UTILITIES*	*$32.66*
					Vendor Total:	*$52.66*

List of Checks Presented for Approval on 4/7/2017

Invoices

Vendor Name	Invoice #	Invoice Description	Invoice Amt	Invoice Account Detail and Allocation Detail		
WIPF CONSTRUCTION	39786	OAK MANOR SUBDIVISION SPEC 16-	$44,727.50	*80100000-80230*	*INFRASTRUCTURE*	*$44,727.50*
					Vendor Total:	*$44,727.50*
WYATT IRRIGATION CO	2261100	PARTS & MISC SUPPLIES AS NEEDE	$15.26	*90000000-23237*	*DISTRICT USE TAX-MEASURE S*	*($0.08)*
				10022100-54100	*SUPPLIES*	*$0.08*
				10022100-54100	*SUPPLIES*	*$15.26*
	226014	PARTS & MISC SUPPLIES AS NEEDE	$54.01	*10022100-54100*	*SUPPLIES*	*$54.01*
					Vendor Total:	*$69.27*
					INVOICE TOTAL:	***$768,571.79***

List of Checks Presented for Approval on 4/13/2017

The following list of bills payable was reviewed and approved for payment.

4-25-17

Signature

Invoices

Vendor Name	Invoice #	Invoice Description	Invoice Amt	Invoice Account Detail and Allocation Detail		
SECOND OCTAVE TALENT AGENCY LLC	DV030317	2017 SUNDAYS IN THE PARK	$1,500.00	*90000000-23226*	*CONCERT SERIES*	*$1,500.00*
					Vendor Total:	*$1,500.00*
ACCURATE FORKLIFT INC	011045582	SUPPLIES AS NEEDED	$38.62	*84024425-56120*	*EQUIPMENT MAINTENANCE & REPAIR*	*$38.62*
					Vendor Total:	*$38.62*
ACME RIGGING & SUPPLY CO	283760	MISC RENTAL & SUPPLIES AS NEED	$7.68	*84024425-56120*	*EQUIPMENT MAINTENANCE & REPAIR*	*$7.68*
	283975	MISC RENTAL & SUPPLIES AS NEED	$55.64	*80026110-54100*	*SUPPLIES*	*$55.64*
	283740	MISC RENTAL & SUPPLIES AS NEED	$98.14	*80026330-54100*	*SUPPLIES*	*$98.14*
					Vendor Total:	*$161.46*
ADVANCED SECURITY SYSTEMS	370261	ADVANCE SECURITY SYSTEM FOR RA	$294.00	*10022100-52180*	*SECURITY SERVICES*	*$294.00*
					Vendor Total:	*$294.00*
ALHAMBRA NATIONAL WATER	5109554 040617	DRINKING WATER SERVICES	$78.15	*69122700-54100*	*SUPPLIES*	*$7.99*
				77725200-54100	*SUPPLIES*	*$29.18*
				84024425-54100	*SUPPLIES*	*$40.98*
					Vendor Total:	*$78.15*
ALPHA ANALYTICAL LABORATORIES INC	7031339-UKIAHLF	LABORATORY MONITORING	$569.00	*70024500-52100*	*CONTRACTED SERVICES*	*$569.00*

List of Checks Presented for Approval on 4/13/2017

Invoices

Vendor Name	Invoice #	Invoice Description	Invoice Amt	Invoice Account Detail and Allocation Detail		
ALPHA ANALYTICAL LABORATORIES INC	7031257-UKIAHLF	LABORATORY MONITORING	$570.00	*70024500-52100*	*CONTRACTED SERVICES*	*$570.00*
	7031467-UKIAHLF	LABORATORY MONITORING	$582.00	*70024500-52100*	*CONTRACTED SERVICES*	*$582.00*
	7031589-UKIAHLF	LABORATORY MONITORING	$3,300.95	*70024500-52100*	*CONTRACTED SERVICES*	*$3,300.95*
	7023103-UKIAHLF	LABORATORY MONITORING	$5,938.95	*70024500-52100*	*CONTRACTED SERVICES*	*$5,938.95*
	7031342-UKIAHLF	LABORATORY MONITORING	$6,235.95	*70024500-52100*	*CONTRACTED SERVICES*	*$6,235.95*
	7032650-UKIAHSTP	MISCELLANEOUS LABORATORY WORK	$130.00	*84024425-52100*	*CONTRACTED SERVICES*	*$130.00*
	7031987-UKIAHSTP	MISCELLANEOUS LABORATORY WORK	$167.00	*84024425-52100*	*CONTRACTED SERVICES*	*$167.00*
	7032728-UKIAHSTP	MISCELLANEOUS LABORATORY WORK	$168.00	*84024425-52100*	*CONTRACTED SERVICES*	*$168.00*
	7031091-UKIAHSTP	MISCELLANEOUS LABORATORY WORK	$271.00	*84024425-52100*	*CONTRACTED SERVICES*	*$271.00*
	7031677-UKIAHSTP	MISCELLANEOUS LABORATORY WORK	$271.00	*84024425-52100*	*CONTRACTED SERVICES*	*$271.00*
	7032478-UKIAHSTP	MISCELLANEOUS LABORATORY WORK	$271.00	*84024425-52100*	*CONTRACTED SERVICES*	*$271.00*
	7032727-UKIAHSTP	MISCELLANEOUS LABORATORY WORK	$271.00	*84024425-52100*	*CONTRACTED SERVICES*	*$271.00*
	7033804-UKIAHSTP	MISCELLANEOUS LABORATORY WORK	$271.00	*84024425-52100*	*CONTRACTED SERVICES*	*$271.00*
	7033861-UKIAHSTP	MISCELLANEOUS LABORATORY WORK	$271.00	*84024425-52100*	*CONTRACTED SERVICES*	*$271.00*
	7032790-UKIAHSTP	MISCELLANEOUS LABORATORY WORK	$287.00	*84024425-52100*	*CONTRACTED SERVICES*	*$287.00*
	7032694-UKIAHSTP	Soil, Soil Vapor, and Groundwa	$1,728.00	*84024425-52100*	*CONTRACTED SERVICES*	*$1,728.00*
					Vendor Total:	*$21,302.85*
AMADOU CAMARA	DV040717	INSTRUCTOR	$366.80	*10022850-52100*	*CONTRACTED SERVICES*	*$366.80*
					Vendor Total:	*$366.80*

List of Checks Presented for Approval on 4/13/2017

Invoices

Vendor Name	Invoice #	Invoice Description	Invoice Amt	Invoice Account Detail and Allocation Detail		
AMAZON CAPITAL SERVICES	0VDJ-39TQ-57TL	SUPPLIES AS NEEDED	$20.75	*10013400-54100*	*SUPPLIES*	*$10.37*
				20413500-54100	*SUPPLIES*	*$10.38*
					Vendor Total:	*$20.75*
B & B INDUSTRIAL SUPPLY INC	185798	MISCELLANEOUS MATERIALS AS NEE	$27.70	*84024425-56120*	*EQUIPMENT MAINTENANCE & REPAIR*	*$27.70*
	186041	MISCELLANEOUS MATERIALS AS NEE	$34.24	*84024425-56120*	*EQUIPMENT MAINTENANCE & REPAIR*	*$34.24*
	186541	MISCELLANEOUS MATERIALS AS NEE	$52.62	*84024421-56130*	*EXTERNAL SERVICES*	*$52.62*
	186413	MISCELLANEOUS MATERIALS AS NEE	$59.15	*84024425-56130*	*EXTERNAL SERVICES*	*$59.15*
	186362	MISCELLANEOUS MATERIALS AS NEE	$40.78	*10024220-54102*	*SMALL TOOLS*	*$40.78*
	186296	MISCELLANEOUS MATERIALS AS NEE	$110.76	*10024220-54102*	*SMALL TOOLS*	*$110.76*
	186587	MISCELLANEOUS MATERIALS AS NEE	$71.20	*10022100-54100*	*SUPPLIES*	*$71.20*
	186543	MISCELLANEOUS MATERIALS AS NEE	$76.84	*10022100-54100*	*SUPPLIES*	*$76.84*
	186347	MISCELLANEOUS MATERIALS AS NEE	$286.60	*10022100-54100*	*SUPPLIES*	*$286.60*
	185865	MISCELLANEOUS MATERIALS AS NEE	$96.76	*80026330-54100*	*SUPPLIES*	*$96.76*
					Vendor Total:	*$856.65*
BENJAMIN KAGEYAMA	TR 04/03/17	TRAVEL REIMBURSEMENT	$15.00	*10024210-57100*	*CONFERENCE & TRAINING*	*$15.00*
					Vendor Total:	*$15.00*
BNY WESTERN TRUST CO	DV040517	UKIAHRDA07- INTEREST PAYMENT	$62,355.00	*96695604-70102*	*BOND INTEREST PAYMENTS*	*$62,355.00*
	DV 040517	UKIAHRDA11A- INTEREST PAYMENT	$77,481.25	*96695604-70102*	*BOND INTEREST PAYMENTS*	*$77,481.25*
					Vendor Total:	*$139,836.25*

List of Checks Presented for Approval on 4/13/2017

Invoices

Vendor Name	Invoice #	Invoice Description	Invoice Amt	Invoice Account Detail and Allocation Detail		
CALIFORNIA SOCIETY OF CPA'S	968816	ANNUAL MEMBERSHIP	$635.00	*10013400-57300*	*MEMBERSHIPS & SUBSCRIPTIONS*	*$635.00*
					Vendor Total:	*$635.00*
CANDICE RASMASON	TA 04/30-05/01/17	TRAVEL ADVANCE	$204.00	*10013400-57100*	*CONFERENCE & TRAINING*	*$204.00*
					Vendor Total:	*$204.00*
CANTEEN SERVICE	9723	MISCELLANEOUS SUPPLIES AS NEED	$77.25	*10012200-54100*	*SUPPLIES*	*$77.25*
	9734	MISCELLANEOUS SUPPLIES AS NEED	$80.77	*10012200-54100*	*SUPPLIES*	*$80.77*
					Vendor Total:	*$158.02*
COMCAST	MAR 17.1	INTERNET SERVICES	$163.89	*31122870-52100*	*CONTRACTED SERVICES*	*$163.89*
	FEB 17.1	INTERNET SERVICES	$154.39	*73022600-55100*	*TELEPHONE*	*$154.39*
					Vendor Total:	*$318.28*
COOPER COMPLIANCE CORPORATION	1532	COMPLIANCE RPT SVCS TO MEET FE	$2,666.67	*80026400-52100*	*CONTRACTED SERVICES*	*$2,666.67*
					Vendor Total:	*$2,666.67*
DARREN WOJCIESZAK	170414-DW	ADV DISABILITY PENSION PMT	$1,763.87	*90000000-10410*	*ACCOUNTS RECEIVABLE*	*$1,763.87*
					Vendor Total:	*$1,763.87*
DAVID RAPPORT	6561	LEGAL SERVICES FOR FY 16/17	$33,270.72	*10014000-52100*	*CONTRACTED SERVICES*	*$10,177.12*
				84424422-52100	*CONTRACTED SERVICES*	*$754.94*
				84424422-52100	*CONTRACTED SERVICES*	*$1,104.84*
				91190100-52100	*CONTRACTED SERVICES*	*$421.81*
				10014000-52150	*LEGAL SERVICES/EXPENSES*	*$690.23*
				10014000-52150	*LEGAL SERVICES/EXPENSES*	*$11,713.87*

List of Checks Presented for Approval on 4/13/2017

Invoices

Vendor Name	Invoice #	Invoice Description	Invoice Amt	Invoice Account Detail and Allocation Detail		
DAVID RAPPORT	6561	LEGAL SERVICES FOR FY 16/17	$33,270.72	*10514000-52150*	*LEGAL SERVICES/EXPENSES*	*$1,541.52*
				20414000-52150	*LEGAL SERVICES/EXPENSES*	*$285.20*
				70014000-52150	*LEGAL SERVICES/EXPENSES*	*$179.75*
				77714000-52150	*LEGAL SERVICES/EXPENSES*	*$556.02*
				80014000-52150	*LEGAL SERVICES/EXPENSES*	*$3,364.89*
				82014000-52150	*LEGAL SERVICES/EXPENSES*	*$1,866.99*
				83024430-52150	*LEGAL SERVICES/EXPENSES*	*$117.44*
				84014000-52150	*LEGAL SERVICES/EXPENSES*	*$19.17*
				90214000-52150	*LEGAL SERVICES/EXPENSES*	*$476.93*
					Vendor Total:	*$33,270.72*
DEEP VALLEY SECURITY	310472	ALARM SERVICES AS REQUIRED	$481.35	*10022100-52180*	*SECURITY SERVICES*	*$56.90*
				10022822-52180	*SECURITY SERVICES*	*$22.95*
				20822500-52180	*SECURITY SERVICES*	*$42.95*
				20824300-52180	*SECURITY SERVICES*	*$27.25*
				69122700-52180	*SECURITY SERVICES*	*$85.90*
				73022600-52180	*SECURITY SERVICES*	*$41.90*
				73022600-52180	*SECURITY SERVICES*	*$74.90*
				80026400-52180	*SECURITY SERVICES*	*$24.50*
				82024411-52180	*SECURITY SERVICES*	*$44.95*
				82024414-52180	*SECURITY SERVICES*	*$29.57*
				84024421-52180	*SECURITY SERVICES*	*$29.58*
					Vendor Total:	*$481.35*

List of Checks Presented for Approval on 4/13/2017

Invoices

Vendor Name	Invoice #	Invoice Description	Invoice Amt	Invoice Account Detail and Allocation Detail		
EASTSHORE CONSULTING LLC	COU-0001	PREPARATION SERVICES	$250.00	*10013400-52100*	*CONTRACTED SERVICES*	*$250.00*
					Vendor Total:	*$250.00*
EFAX CORPORATE	900449	EFAX SERVICES	$135.50	*10012200-55100*	*TELEPHONE*	*$135.50*
					Vendor Total:	*$135.50*
ESRI	5547	REGISTRATION	$1,690.00	*80026120-57100*	*CONFERENCE & TRAINING*	*$1,690.00*
					Vendor Total:	*$1,690.00*
EUREKA OXYGEN CO	432866	SERVICE AS NEEDED	$494.53	*77725200-56300*	*BUILDING MAINT. & REPAIR*	*$494.53*
					Vendor Total:	*$494.53*
FARWEST LINE SPECIALTIES LLC	224278	SUPPLIES	$195.49	*80026400-54100*	*SUPPLIES*	*$195.49*
	222466	CLOTHING: ATHLETIC, CASUAL, DR	$1,375.48	*80026400-54100*	*SUPPLIES*	*$1,375.48*
					Vendor Total:	*$1,570.97*
FASTENAL	CAUKA25441	PARTS AS NEEDED	$18.21	*84024425-56120*	*EQUIPMENT MAINTENANCE & REPAIR*	*$18.21*
	CAUKA25425	PARTS AS NEEDED	$54.64	*84024425-56120*	*EQUIPMENT MAINTENANCE & REPAIR*	*$54.64*
					Vendor Total:	*$72.85*
FLOYD WILLIAMS	TR 3/6-3/8/17	TRAVEL REIMBURSEMENT	$376.65	*10521210-57100*	*CONFERENCE & TRAINING*	*$376.65*
					Vendor Total:	*$376.65*
FLSMIDTH USA INC	0244895	PARTS	$2,527.18	*84024425-56120*	*EQUIPMENT MAINTENANCE & REPAIR*	*$2,527.18*
					Vendor Total:	*$2,527.18*
FRED PRYOR SEMINARS	20-26470693	REGISTRATION-MANAGE & ORGANIZE AP	$149.00	*10013400-57100*	*CONFERENCE & TRAINING*	*$149.00*

List of Checks Presented for Approval on 4/13/2017

Invoices

Vendor Name	Invoice #	Invoice Description	Invoice Amt	Invoice Account Detail and Allocation Detail		
FRED PRYOR SEMINARS	21794059	REGISTRATION-TACT & PROFESSIONALISM	$299.00	*10013400-57100*	*CONFERENCE & TRAINING*	*$149.50*
				20413500-57100	*CONFERENCE & TRAINING*	*$149.50*
					Vendor Total:	*$448.00*
GCS ENVIRONMENTAL EQUIP SRVS	15347	PARTS & SUPPLIES AS NEEDED	$193.63	*10024220-56130*	*EXTERNAL SERVICES*	*$193.63*
					Vendor Total:	*$193.63*
GHD INC	79085	DESIGN OF WELL #9	$17,393.50	*82024410-52100*	*CONTRACTED SERVICES*	*$17,393.50*
					Vendor Total:	*$17,393.50*
GINA GRECO	DV040417	INSTRUCTOR	$2,296.00	*10022850-52100*	*CONTRACTED SERVICES*	*$2,296.00*
					Vendor Total:	*$2,296.00*
HACH COMPANY	10374733	EQUIPMENT MAINTENANCE AND REPA	$1,188.00	*84024425-52100*	*CONTRACTED SERVICES*	*$1,188.00*
	10380824	SUPPLIES AS NEEDED	$257.95	*84024425-54100*	*SUPPLIES*	*$257.95*
					Vendor Total:	*$1,445.95*
HYMARK CONSULTING INC	DV041117	COMMAND STAFF TRAINING	$600.00	*63020210-57100*	*CONFERENCE & TRAINING*	*$600.00*
					Vendor Total:	*$600.00*
INDIGO STUDIOS	1268	DRUG ED COLUMN/PRFM RPT CARD	$1,000.00	*63020210-52100*	*CONTRACTED SERVICES*	*$1,000.00*
					Vendor Total:	*$1,000.00*
INFOSEND INC	117910	UB PRINT & MAIL SERVICES	$4,277.48	*20513300-52100*	*CONTRACTED SERVICES*	*$4,277.48*
					Vendor Total:	*$4,277.48*
INTERCOUNTY MECHANICAL & ELECTRICAL INC	5674-B	BUILDING MAINTENANCE, INSTALLA	$12,000.00	*20822500-56300*	*BUILDING MAINT. & REPAIR*	*$12,000.00*
	5604	Electrical Equipment (Except C	$1,479.92	*84024425-52100*	*CONTRACTED SERVICES*	*$1,479.92*

List of Checks Presented for Approval on 4/13/2017

Invoices

Vendor Name	Invoice #	Invoice Description	Invoice Amt	Invoice Account Detail and Allocation Detail		
INTERCOUNTY MECHANICAL & ELECTRICAL INC	5683	Electrical Equipment (Except C	$2,212.93	*84024425-52100*	*CONTRACTED SERVICES*	*$2,212.93*
					Vendor Total:	*$15,692.85*
J & M LOCK	34099	DUPLICATE KEYS, REPAIRS & MISC	$8.90	*20822500-56300*	*BUILDING MAINT. & REPAIR*	*$8.90*
	34114	DUPLICATE KEYS, REPAIRS & MISC	$45.44	*20822500-56300*	*BUILDING MAINT. & REPAIR*	*$45.44*
	34101	DUPLICATE KEYS, REPAIRS & MISC	$101.79	*20822500-56300*	*BUILDING MAINT. & REPAIR*	*$101.79*
	33124	DUPLICATE KEYS, REPAIRS & MISC	$120.86	*10520210-52100*	*CONTRACTED SERVICES*	*$120.86*
	34106	DUPLICATE KEYS, REPAIRS & MISC	$19.26	*10520210-56130*	*EXTERNAL SERVICES*	*$19.26*
					Vendor Total:	*$296.25*
JM SQUARED & ASSOC INC	117-7167	CAP SCREW LH THREAD 3/4-10X2.2	$2,458.47	*84024425-56120*	*EQUIPMENT MAINTENANCE & REPAIR*	*$2,458.47*
					Vendor Total:	*$2,458.47*
KATHY NORRIS	TR 3/22-23/17	TRAVEL REIMBURSEMENT	$150.50	*10013400-57100*	*CONFERENCE & TRAINING*	*$75.25*
				20513300-57100	*CONFERENCE & TRAINING*	*$75.25*
					Vendor Total:	*$150.50*
LAW ENFORCEMENT CHAPLAINCY - SACRAMENTO	DV040317	TRAINING	$200.00	*10520214-57100*	*CONFERENCE & TRAINING*	*$200.00*
					Vendor Total:	*$200.00*
LES SCHWAB TIRE CENTER	64000296195	MISCELLANEOUS TIRE SERVICES AS	$25.00	*84024421-56130*	*EXTERNAL SERVICES*	*$25.00*
					Vendor Total:	*$25.00*
MENDOCINO COLLEGE	11/29/2016	PLANTS-GRACE HUDSON	$1,679.00	*25024210-80230*	*INFRASTRUCTURE*	*$251.84*
				31022700-80230	*INFRASTRUCTURE*	*$1,427.16*
					Vendor Total:	*$1,679.00*

List of Checks Presented for Approval on 4/13/2017

Invoices

Vendor Name	Invoice #	Invoice Description	Invoice Amt	Invoice Account Detail and Allocation Detail		
MENDOCINO COUNTY ENVIRONMENTAL HEALTH	DV040617	2017 ENVIRONMENTAL HEALTH PERMIT	$777.00	*90000000-23226*	*CONCERT SERIES*	*$158.00*
				90000000-23243	*FAMILY FUN IN THE SUN*	*$158.00*
				90000000-23235	*MOVIES IN THE PLAZA*	*$158.00*
				90000000-23220	*PUMPKINFEST (CC VENDOR PYTS)*	*$303.00*
					Vendor Total:	*$777.00*
MONGREL MUSIC	DV030717	2017 SUNDAYS IN THE PARK	$1,500.00	*90000000-23226*	*CONCERT SERIES*	*$1,500.00*
					Vendor Total:	*$1,500.00*
MUNI SERVICES LLC	0000044885	COMMISION ON FEES LTC DISCOVERY	$45.44	*10013400-52100*	*CONTRACTED SERVICES*	*$45.44*
					Vendor Total:	*$45.44*
ONE TIME PAY VENDOR	INV 040717	CELL TOWER JOB REFUND	$343.61	*90000000-21111*	*PLANNING PERMIT ESCROW*	*$2,014.69*
				10000000-44830	*REIMBURSABLE JOBS*	*($2,952.29)*
				10000000-44830	*REIMBURSABLE JOBS*	*($611.85)*
				10000000-44830	*REIMBURSABLE JOBS*	*($106.94)*
				10023110-42320	*VAR/USE & SITE DEV PERMITS*	*$2,000.00*
	DV 033117	2017 CO-ED VOLLEYBALL REFUND	$300.00	*10022824-44915*	*RECREATION PROGRAM INCOME*	*$300.00*
	DV 040717	2017 GIRLS YOUTH SOFTBALL	$51.00	*10022832-44915*	*RECREATION PROGRAM INCOME*	*$51.00*
	DV 040417	2017 GIRLS YOUTH SOFTBALL REFUND	$51.00	*10022832-44915*	*RECREATION PROGRAM INCOME*	*$51.00*
					Vendor Total:	*$745.61*
OPPERMAN & SON INC	1270720007	MISCELLANEOUS PARTS AS NEEDED	$23.68	*10024220-56130*	*EXTERNAL SERVICES*	*$23.68*
	120680030	MISCELLANEOUS PARTS AS NEEDED	$231.13	*10520210-56130*	*EXTERNAL SERVICES*	*$231.13*

List of Checks Presented for Approval on 4/13/2017

Invoices

Vendor Name	Invoice #	Invoice Description	Invoice Amt	Invoice Account Detail and Allocation Detail		
OPPERMAN & SON INC	1270880042	MISCELLANEOUS PARTS AS NEEDED	$13.10	*82024414-56130*	*EXTERNAL SERVICES*	*$13.10*
	1270620040	MISCELLANEOUS PARTS AS NEEDED	$22.36	*82024414-56130*	*EXTERNAL SERVICES*	*$22.36*
	1270750050	MISCELLANEOUS PARTS AS NEEDED	$6.42	*20324100-58510*	*REIMBRSABLE JOBS*	*$6.42*
	1270660005	MISCELLANEOUS PARTS AS NEEDED	$35.49	*20324100-58510*	*REIMBRSABLE JOBS*	*$35.49*
					Vendor Total:	*$332.18*
PACE SUPPLY CORPORATION	023801361	MISCELLANEOUS ITEMS AS NEEDED	$26.30	*90000000-23237*	*DISTRICT USE TAX-MEASURE S*	*($0.12)*
				90000000-23028	*MEASURE Y DISTRICT TAX*	*($0.12)*
				82024414-54100	*SUPPLIES*	*$0.24*
				82024414-54100	*SUPPLIES*	*$26.30*
	023792029	MISCELLANEOUS ITEMS AS NEEDED	$38.44	*90000000-23237*	*DISTRICT USE TAX-MEASURE S*	*($0.20)*
				10022100-54100	*SUPPLIES*	*$0.20*
				10022100-54100	*SUPPLIES*	*$38.44*
	023804175	MISCELLANEOUS ITEMS AS NEEDED	$101.62	*90000000-23237*	*DISTRICT USE TAX-MEASURE S*	*($0.48)*
				90000000-23028	*MEASURE Y DISTRICT TAX*	*($0.48)*
				82024414-54100	*SUPPLIES*	*$0.96*
				82024414-54100	*SUPPLIES*	*$101.62*
					Vendor Total:	*$166.36*
PACIFIC ECORISK INC	13111	ENVIRONMENTAL AND ECOLOGICAL S	$590.00	*84024425-52100*	*CONTRACTED SERVICES*	*$590.00*
					Vendor Total:	*$590.00*
PARADIGM MUSIC LLC	DV 032417	2017 SUNDAYS IN THE PARK	$5,000.00	*90000000-23226*	*CONCERT SERIES*	*$5,000.00*
					Vendor Total:	*$5,000.00*

List of Checks Presented for Approval on 4/13/2017

Invoices

Vendor Name	Invoice #	Invoice Description	Invoice Amt	Invoice Account Detail and Allocation Detail		
PFM ASSET MANAGEMENT LLC	PFM-74945	FINANCIAL ADVISORY SERVICES	$4,652.61	*10016100-52100*	*CONTRACTED SERVICES*	*$4,652.61*
					Vendor Total:	*$4,652.61*
PLATT ELECTRIC SUPPLY	L737213	MISC ELECTRICAL SUPPLIES AS NE	$91.97	*90000000-23252*	*DISTRICT USE TAX-LIBRARIES*	*($0.21)*
				84024425-56120	*EQUIPMENT MAINTENANCE & REPAIR*	*$0.21*
				84024425-56120	*EQUIPMENT MAINTENANCE & REPAIR*	*$91.97*
					Vendor Total:	*$91.97*
POLYDYNE INC	1126116	LIQ POLYMER ALKYLAMINE	$2,452.00	*84024425-58202*	*CHEMICALS*	*$2,452.00*
					Vendor Total:	*$2,452.00*
POTTER VALLEY CAFE	INV 032717	CATERED DINNER	$2,457.39	*73022600-54100*	*SUPPLIES*	*$2,457.39*
					Vendor Total:	*$2,457.39*
POWER INDUSTRIES INC	728556	TOOLS & SUPPLIES AS NEEDED	$168.29	*84024421-56130*	*EXTERNAL SERVICES*	*$168.29*
					Vendor Total:	*$168.29*
PUBLIC SERVICE DEPARTMENT	MAR-17	89690-2 UTILITIES	$135.66	*31122870-55210*	*UTILITIES*	*$135.66*
					Vendor Total:	*$135.66*
REDWOOD COAST FUELS	1831398	CARDLOCK FUEL PURCHASES	$83.60	*84024425-56120*	*EQUIPMENT MAINTENANCE & REPAIR*	*$83.60*
	1833847	CARDLOCK FUEL PURCHASES	$145.47	*84024421-56130*	*EXTERNAL SERVICES*	*$145.47*
	58306	CARDLOCK FUEL PURCHASES	$398.42	*20824300-56210*	*FUEL & FLUIDS*	*$398.42*
	1833846	CARDLOCK FUEL PURCHASES	$69.04	*84024425-56210*	*FUEL & FLUIDS*	*$69.04*
	1835348	CARDLOCK FUEL PURCHASES	$153.61	*20324100-58410*	*GARAGE LUBRICANTS & PARTS*	*$153.61*

List of Checks Presented for Approval on 4/13/2017

Invoices

Vendor Name	Invoice #	Invoice Description	Invoice Amt	Invoice Account Detail and Allocation Detail		
REDWOOD COAST FUELS	1834798	CARDLOCK FUEL PURCHASES	$847.90	*20324100-58410*	*GARAGE LUBRICANTS & PARTS*	*$847.90*
					Vendor Total:	*$1,698.04*
RINO PACIFIC	CL17989	FUEL AS NEEDED	$60.13	*82024414-56210*	*FUEL & FLUIDS*	*$32.47*
				84024421-56210	*FUEL & FLUIDS*	*$27.66*
	CL15968	FUEL AS NEEDED	$98.75	*82024414-56210*	*FUEL & FLUIDS*	*$53.33*
				84024421-56210	*FUEL & FLUIDS*	*$45.42*
	CL17873	FUEL AS NEEDED	$218.25	*82024414-56210*	*FUEL & FLUIDS*	*$117.86*
				84024421-56210	*FUEL & FLUIDS*	*$100.39*
					Vendor Total:	*$377.13*
RKS RESEARCH & CONSULTING	R4577	RESEARCH & CONSULTING	$3,500.00	*80026400-52100*	*CONTRACTED SERVICES*	*$3,500.00*
					Vendor Total:	*$3,500.00*
ROBERT RAMSEIER	ER 032817	EMPLOYEE REIMBURSEMENT	$285.00	*10521210-57100*	*CONFERENCE & TRAINING*	*$285.00*
					Vendor Total:	*$285.00*
ROUND TABLE PIZZA	06-1905	WATER/SEWER--NIGHT WORK	$114.83	*82024414-57300*	*MEMBERSHIPS & SUBSCRIPTIONS*	*$114.83*
					Vendor Total:	*$114.83*
SAUCY	163196	CATERING FOR THE CONF CTR	$68.77	*73022600-54100*	*SUPPLIES*	*$68.77*
	161621	CATERING FOR CONF CTR	$275.08	*73022600-54100*	*SUPPLIES*	*$275.08*
					Vendor Total:	*$343.85*
SEAN KAESER	DV040617	HOMEWARD BOUND DONATION	$3,000.00	*63020210-54100*	*SUPPLIES*	*$3,000.00*
					Vendor Total:	*$3,000.00*

List of Checks Presented for Approval on 4/13/2017

Invoices

Vendor Name	Invoice #	Invoice Description	Invoice Amt	Invoice Account Detail and Allocation Detail		
SEISMONOS INC	DV 032417	2017 SUNDAYS IN THE PARK	$5,000.00	*90000000-23226*	*CONCERT SERIES*	*$5,000.00*
					Vendor Total:	*$5,000.00*
SOLID WASTES SYSTEMS INC	336081	MISCELLANEOUS DUMP FEES	$333.63	*77725200-56300*	*BUILDING MAINT. & REPAIR*	*$90.00*
				10024220-54120	*PW - SPECIAL SUPPLIES*	*$21.20*
				10024220-54120	*PW - SPECIAL SUPPLIES*	*$21.20*
				10024220-54120	*PW - SPECIAL SUPPLIES*	*$21.20*
				10024220-54120	*PW - SPECIAL SUPPLIES*	*$21.20*
				10024220-54120	*PW - SPECIAL SUPPLIES*	*$31.80*
				10024220-54120	*PW - SPECIAL SUPPLIES*	*$41.90*
				10024220-54120	*PW - SPECIAL SUPPLIES*	*$42.40*
				10024220-54120	*PW - SPECIAL SUPPLIES*	*$42.73*
	333705	MISCELLANEOUS DUMP FEES	$59.36	*10024220-54120*	*PW - SPECIAL SUPPLIES*	*$16.96*
				10024220-54120	*PW - SPECIAL SUPPLIES*	*$21.20*
				10024220-54120	*PW - SPECIAL SUPPLIES*	*$21.20*
					Vendor Total:	*$392.99*
STATE WATER RESOURCES CONTROL BOARD	101387	LESLIE STREET CLEANUP-RESPOSIBLE PARTY #1819	$15.80	*10012400-52100*	*CONTRACTED SERVICES*	*$15.80*
					Vendor Total:	*$15.80*
TRACTOR SUPPLY CREDIT PLAN	329163	MISCELLANEOUS SUPPLIES AS NEED	$8.61	*84024425-56120*	*EQUIPMENT MAINTENANCE & REPAIR*	*$8.61*
	332847	MISCELLANEOUS SUPPLIES AS NEED	$17.22	*84024425-56120*	*EQUIPMENT MAINTENANCE & REPAIR*	*$17.22*
	217503	MISCELLANEOUS SUPPLIES AS NEED	$24.79	*10024220-54102*	*SMALL TOOLS*	*$24.79*

List of Checks Presented for Approval on 4/13/2017

Invoices

Vendor Name	Invoice #	Invoice Description	Invoice Amt	Invoice Account Detail and Allocation Detail		
TRACTOR SUPPLY CREDIT PLAN	329994	MISCELLANEOUS SUPPLIES AS NEED	$107.83	*10022100-54100*	*SUPPLIES*	*$107.83*
					Vendor Total:	*$158.45*
TRI-VALLEY PAINTS	1-73645	PAINT SUPPLIES AS NEEDED	$49.46	*82024411-56300*	*BUILDING MAINT. & REPAIR*	*$0.11*
				82024411-56300	*BUILDING MAINT. & REPAIR*	*$49.46*
				90000000-23252	*DISTRICT USE TAX-LIBRARIES*	*($0.11)*
	1-73620	PAINT SUPPLIES AS NEEDED	$270.08	*82024411-56300*	*BUILDING MAINT. & REPAIR*	*$0.62*
				82024411-56300	*BUILDING MAINT. & REPAIR*	*$270.08*
				90000000-23252	*DISTRICT USE TAX-LIBRARIES*	*($0.62)*
					Vendor Total:	*$319.54*
UKIAH DAILY JOURNAL	0005909831	CLASSIFIED ADVERTISEMENT	$98.00	*10023100-52100*	*CONTRACTED SERVICES*	*$98.00*
	0005900253	CLASSIFIED ADVERTISEMENT	$126.60	*10023100-52100*	*CONTRACTED SERVICES*	*$126.60*
	0005902033	CLASSIFIED ADVERTISEMENT	$279.13	*10023100-52100*	*CONTRACTED SERVICES*	*$279.13*
	0005899085	CLASSIFIED ADVERTISEMENT	$152.02	*70024500-59101*	*FEES*	*$152.02*
	0005888325-01	CLASSIFIED ADVERTISMENT	$643.48	*10016100-54162*	*HR - ADVERTISING*	*$643.48*
	0005898121-01	LEGAL NOTICE PUBLICATIONS FY 1	$61.46	*10011100-52150*	*LEGAL SERVICES/EXPENSES*	*$61.46*
	0005898143-01	LEGAL NOTICE PUBLICATIONS FY 1	$70.99	*10011100-52150*	*LEGAL SERVICES/EXPENSES*	*$70.99*
	0005905480	LEGAL NOTICE PUBLICATIONS FY 1	$75.76	*10011100-52150*	*LEGAL SERVICES/EXPENSES*	*$75.76*
	0005905524	LEGAL NOTICE PUBLICATIONS FY 1	$83.70	*10011100-52150*	*LEGAL SERVICES/EXPENSES*	*$83.70*
	0005905005	LEGAL NOTICE PUBLICATIONS FY 1	$538.78	*10011100-52150*	*LEGAL SERVICES/EXPENSES*	*$538.78*

List of Checks Presented for Approval on 4/13/2017

Invoices

Vendor Name	Invoice #	Invoice Description	Invoice Amt	Invoice Account Detail and Allocation Detail		
UKIAH DAILY JOURNAL	0005900004-01	CLASSIFIED ADVERTISEMENT	$539.22	*80026400-57300*	*MEMBERSHIPS & SUBSCRIPTIONS*	*$539.22*
	C61828	CREDIT MEMO	($25.96)	*10520210-54100*	*SUPPLIES*	*($25.96)*
	C81829	CREDIT MEMO	($25.96)	*10520210-54100*	*SUPPLIES*	*($25.96)*
	0005893867	CLASSIFIED ADVERTISMENT	$39.07	*10520210-54100*	*SUPPLIES*	*$39.07*
					Vendor Total:	*$2,656.29*
UKIAH FORD	123433	PARTS & SERVICE REPAIRS AS NEE	$34.72	*10520210-56130*	*EXTERNAL SERVICES*	*$34.72*
	123822	PARTS & SERVICE REPAIRS AS NEE	$52.69	*10520210-56130*	*EXTERNAL SERVICES*	*$52.69*
	123763	PARTS & SERVICE REPAIRS AS NEE	$210.89	*10520210-56130*	*EXTERNAL SERVICES*	*$210.89*
	123746	PARTS & SERVICE REPAIRS AS NEE	$360.93	*10520210-56130*	*EXTERNAL SERVICES*	*$360.93*
	123555	PARTS & SERVICE REPAIRS AS NEE	$70.61	*20324100-56130*	*EXTERNAL SERVICES*	*$70.61*
	123758	PARTS & SERVICE REPAIRS AS NEE	$56.62	*80026400-56130*	*EXTERNAL SERVICES*	*$56.62*
	123745	PARTS & SERVICE REPAIRS AS NEE	$75.31	*80026400-56130*	*EXTERNAL SERVICES*	*$75.31*
	123624	PARTS & SERVICE REPAIRS AS NEE	$223.82	*80026400-56130*	*EXTERNAL SERVICES*	*$223.82*
	123655	PARTS & SERVICE REPAIRS AS NEE	$311.03	*80026400-56130*	*EXTERNAL SERVICES*	*$311.03*
	123552	PARTS & SERVICE REPAIRS AS NEE	$13.01	*20324100-58510*	*REIMBRSABLE JOBS*	*$13.01*
					Vendor Total:	*$1,409.63*
UKIAH MAIN STREET PROGRAM	DV 040617	1ST QTR 2017-MAIN STREET PROGRAM	$5,285.52	*31217100-52100*	*CONTRACTED SERVICES*	*$5,285.52*
					Vendor Total:	*$5,285.52*
UKIAH TROPHIES & GIFTS	864984	2017 ADULT BASKETBALL	$32.36	*10022821-54100*	*SUPPLIES*	*$32.36*
					Vendor Total:	*$32.36*

List of Checks Presented for Approval on 4/13/2017

Invoices

Vendor Name	Invoice #	Invoice Description	Invoice Amt	Invoice Account Detail and Allocation Detail		
UKIAH VALLEY MEDICAL CENTER	DV 040517	SAFE RX COMMUNITY PROGRAM	$500.00	*63020210-57100*	*CONFERENCE & TRAINING*	*$500.00*
					Vendor Total:	*$500.00*
UNITED SITE SERVICES	114-5079209	PORTABLE TOILET RENTAL	$166.76	*10022100-52100*	*CONTRACTED SERVICES*	*$166.76*
	114-5076593	PORTABLE TOILET RENTAL	$136.27	*80026330-52100*	*CONTRACTED SERVICES*	*$136.27*
					Vendor Total:	*$303.03*
VAUGHANS INDUSTRIAL REPAIR INC	024347	OPEN AND INSPECT SPENCER "POWE	$7,012.15	*84024425-56120*	*EQUIPMENT MAINTENANCE & REPAIR*	*$7,012.15*
					Vendor Total:	*$7,012.15*
WESCO DISTRIBUTION INC	134294	ELECTRICAL EQUIPMENT AND SUPPL	$523.69	*80000000-12104*	*INVENTORY - PURCHASES*	*$523.69*
	125707	ELECTRICAL EQUIPMENT AND SUPPL	$1,077.56	*80000000-12104*	*INVENTORY - PURCHASES*	*$1,077.56*
					Vendor Total:	*$1,601.25*
WESTERN HILLS HOMEOWNERS ASSOC	1154	JAN17-MAR17 QTRLY ASSOC FEES	$225.00	*10012400-52100*	*CONTRACTED SERVICES*	*$225.00*
					Vendor Total:	*$225.00*
WESTERN WATER CONSTRUCTORS INC	8	SPEC 16-02 SITE DEVELOPMENT WE	$305,050.00	*82224413-80230*	*INFRASTRUCTURE*	*$142,700.00*
				82224413-80230	*INFRASTRUCTURE*	*$162,350.00*
					Vendor Total:	*$305,050.00*
WILLOW COUNTY WATER DIST	81154-MAR17	UTILITIES	$23.87	*84024425-58201*	*WATER PURCHASES*	*$23.87*
					Vendor Total:	*$23.87*
XEROX CORP	088704260	COPIER LEASE-SEE ADD'L DESCRIP	$693.27	*20822500-52100*	*CONTRACTED SERVICES*	*$693.27*
	088704265	COPIER LEASE-SEE ADD'L DESCRIP	$776.33	*20822500-52100*	*CONTRACTED SERVICES*	*$776.33*
	088704264	COPIER LEASE-SEE ADD'L DESCRIP	$176.13	*69122700-52100*	*CONTRACTED SERVICES*	*$176.13*

List of Checks Presented for Approval on 4/13/2017

Invoices

Vendor Name	Invoice #	Invoice Description	Invoice Amt	Invoice Account Detail and Allocation Detail		
XEROX CORP	088704263	COPIER LEASE-SEE ADD'L DESCRIP	$331.26	*73022600-52100*	*CONTRACTED SERVICES*	*$331.26*
	088704262	COPIER LEASE-SEE ADD'L DESCRIP	$229.78	*10520210-94500*	*LEASE PAYMENTS*	*$126.38*
				10521210-94500	*LEASE PAYMENTS*	*$80.42*
				20620231-94500	*LEASE PAYMENTS*	*$11.49*
				64020213-94500	*LEASE PAYMENTS*	*$11.49*
	088704261	COPIER LEASE-SEE ADD'L DESCRIP	$571.94	*10520210-94500*	*LEASE PAYMENTS*	*$314.57*
				10521210-94500	*LEASE PAYMENTS*	*$200.18*
				20620231-94500	*LEASE PAYMENTS*	*$28.60*
				64020213-94500	*LEASE PAYMENTS*	*$28.59*
					Vendor Total:	*$2,778.71*
					INVOICE TOTAL:	***$620,440.70***

List of Checks Presented for Approval on 4/20/2017

The following list of bills payable was reviewed and approved for payment.

4-25-17

Signature

Invoices

Vendor Name	Invoice #	Invoice Description	Invoice Amt	Invoice Account Detail and Allocation Detail		
ALAN HODGE	TA 5/5/17	TRAVEL ADVANCE	$90.00	*84024425-57100*	*CONFERENCE & TRAINING*	*$90.00*
					Vendor Total:	*$90.00*
ALFA LAVAL INC	277752946	PARTS AS NEEDED	$343.63	*84024425-56120*	*EQUIPMENT MAINTENANCE & REPAIR*	*$343.63*
					Vendor Total:	*$343.63*
ALPHA ANALYTICAL LABORATORIES INC	7033292-UKIAH	MISCELLANEOUS LABORATORY WORK	$95.00	*31122870-56300*	*BUILDING MAINT. & REPAIR*	*$95.00*
	7031942-UKIAH	MISCELLANEOUS LABORATORY WORK	$230.00	*82024411-52100*	*CONTRACTED SERVICES*	*$230.00*
					Vendor Total:	*$325.00*
ALPINE AWARDS	5516767	2017 YOUTH SOFTBALL T-SHIRTS	$42.00	*10022832-54100*	*SUPPLIES*	*$42.00*
	5516710	2017 YOUTH SOFTBALL T-SHIRTS	$1,648.71	*10022832-54100*	*SUPPLIES*	*$1,648.71*
					Vendor Total:	*$1,690.71*
AMAZON CAPITAL SERVICES	0YH1-RHW8-6XHF	SUPPLIES AS NEEDED	$108.43	*82024411-54100*	*SUPPLIES*	*$108.43*
					Vendor Total:	*$108.43*
ANDREW STRICKLIN	DV041017	BOOT REIMBURSEMENT	$150.00	*10024210-54100*	*SUPPLIES*	*$50.00*
				82024410-54100	*SUPPLIES*	*$50.00*
				84024420-54100	*SUPPLIES*	*$50.00*
					Vendor Total:	*$150.00*

List of Checks Presented for Approval on 4/20/2017

Invoices

Vendor Name	Invoice #	Invoice Description	Invoice Amt	Invoice Account Detail and Allocation Detail		
APPLE INC	4432598928	IPAD	$467.78	*82024411-54100*	*SUPPLIES*	*$467.78*
					Vendor Total:	*$467.78*
ARAMARK UNIFORM SERVICES	703228443	MAT & TOWEL SERVICE	$93.75	*20822500-56300*	*BUILDING MAINT. & REPAIR*	*$93.75*
	703248904	MAT & TOWEL SERVICE	$95.75	*20822500-56300*	*BUILDING MAINT. & REPAIR*	*$95.75*
	703238668	MAT & TOWEL SERVICE	$51.75	*31122870-56300*	*BUILDING MAINT. & REPAIR*	*$51.75*
	703218232	MAT & TOWEL SERVICE	$83.16	*31122870-56300*	*BUILDING MAINT. & REPAIR*	*$83.16*
	000703228442	MAT & TOWEL SERVICE	$73.75	*73022600-56300*	*BUILDING MAINT. & REPAIR*	*$73.75*
	703248903	MAT & TOWEL SERVICE	$73.75	*73022600-56300*	*BUILDING MAINT. & REPAIR*	*$73.75*
	703248908	UNIFORM SVC-AIRPORT	$48.45	*77725200-54100*	*SUPPLIES*	*$48.45*
	703218249	UNIFORM SVC-AIRPORT	$58.43	*77725200-54100*	*SUPPLIES*	*$58.43*
	703228447	UNIFORM SVC-AIRPORT	$58.43	*77725200-54100*	*SUPPLIES*	*$58.43*
	703238688	UNIFORM SVC-AIRPORT	$61.41	*77725200-54100*	*SUPPLIES*	*$61.41*
					Vendor Total:	*$698.63*
AT&T MOBILITY	832056361X041 42017	APN MODEMS	$504.00	*10520210-55100*	*TELEPHONE*	*$504.00*
					Vendor Total:	*$504.00*
BELKORP AG	336162	FUEL PUMP	$25.86	*90000000-23237*	*DISTRICT USE TAX-MEASURE S*	*($0.12)*
				10024220-56130	*EXTERNAL SERVICES*	*$0.12*
				10024220-56130	*EXTERNAL SERVICES*	*$25.86*

List of Checks Presented for Approval on 4/20/2017

Invoices

Vendor Name	Invoice #	Invoice Description	Invoice Amt	Invoice Account Detail and Allocation Detail		
BELKORP AG	340725	PARTS AS NEEDED	$89.04	*90000000-23237*	*DISTRICT USE TAX-MEASURE S*	*($0.41)*
				10024220-56130	*EXTERNAL SERVICES*	*$0.41*
				10024220-56130	*EXTERNAL SERVICES*	*$89.04*
					Vendor Total:	*$114.90*
BEST BEST & KRIEGER LLP	792663	RDA LEGAL SERVICES AS NEEDED	$62.40	*10017200-52100*	*CONTRACTED SERVICES*	*$62.40*
					Vendor Total:	*$62.40*
BLACK OAK COFFEE ROASTERS	7419	MISC COFFEE SUPPLIES AS NEEDED	$45.00	*73022600-54100*	*SUPPLIES*	*$45.00*
					Vendor Total:	*$45.00*
BLUEPRINTS & COPIES	52862	PAPER,DRAFTING SUPPLIES,PLAN C	$323.63	*20413500-54100*	*SUPPLIES*	*$323.63*
					Vendor Total:	*$323.63*
BRANDON KIGHT VISUAL CREATIONS	1607	SUNDAYS IN THE PARK 2017	$500.00	*90000000-23226*	*CONCERT SERIES*	*$500.00*
					Vendor Total:	*$500.00*
BUSINESS CARD	SF-20125	PURCHASING CREDIT CARD, MISC.	$104.86	*10018000-52510*	*ADVERTISING & PROMOTION*	*$104.86*
	032217	FINANCE CREDIT CARD, MISC. PUR	$25.00	*10013400-57100*	*CONFERENCE & TRAINING*	*$25.00*
	SF-20667	PURCHASING CREDIT CARD, MISC.	$208.84	*10013400-57100*	*CONFERENCE & TRAINING*	*$104.42*
				20413500-57100	*CONFERENCE & TRAINING*	*$104.42*
	032317	ECONOMIC DEVELOPMENT CREDIT CA	$30.00	*10017100-57100*	*CONFERENCE & TRAINING*	*$30.00*
	80397ECO7940 5	ECONOMIC DEVELOPMENT CREDIT CA	$426.20	*10017100-57100*	*CONFERENCE & TRAINING*	*$426.20*
	SF-20606	PURCHASING CREDIT CARD, MISC.	$845.75	*20413500-57100*	*CONFERENCE & TRAINING*	*$845.75*
	20-26446126	PUBLIC SAFETY CREDIT CARD, MIS	$99.00	*20620232-57100*	*CONFERENCE & TRAINING*	*$99.00*

List of Checks Presented for Approval on 4/20/2017

Invoices

Vendor Name	Invoice #	Invoice Description	Invoice Amt	Invoice Account Detail and Allocation Detail		
BUSINESS CARD	2456	PUBLIC SAFETY CREDIT CARD, MIS	$99.00	*20620232-57100*	*CONFERENCE & TRAINING*	*$99.00*
	752086	PURCHASING CREDIT CARD, MISC.	($255.34)	*20922900-57100*	*CONFERENCE & TRAINING*	*($255.34)*
	6KNGF	CITY MGR DEPARTMENT CREDIT CAR	$98.31	*82024410-57100*	*CONFERENCE & TRAINING*	*$98.31*
	KXV3F	CITY MGR DEPARTMENT CREDIT CAR	$98.31	*82024410-57100*	*CONFERENCE & TRAINING*	*$98.31*
	YDNGF	CITY MGR DEPARTMENT CREDIT CAR	$98.31	*82024410-57100*	*CONFERENCE & TRAINING*	*$98.31*
	0272135253079	CITY MGR DEPARTMENT CREDIT CAR	$377.00	*82024410-57100*	*CONFERENCE & TRAINING*	*$377.00*
	EXLXAA	CITY MGR DEPARTMENT CREDIT CAR	$515.39	*82024410-57100*	*CONFERENCE & TRAINING*	*$515.39*
	11858688	CITY MGR DEPARTMENT CREDIT CAR	$40.00	*10011100-52100*	*CONTRACTED SERVICES*	*$40.00*
	2039	CITY MGR DEPARTMENT CREDIT CAR	$40.00	*10011100-52100*	*CONTRACTED SERVICES*	*$40.00*
	2129	CITY MGR DEPARTMENT CREDIT CAR	$40.00	*10011100-52100*	*CONTRACTED SERVICES*	*$40.00*
	2132	CITY MGR DEPARTMENT CREDIT CAR	$40.00	*10011100-52100*	*CONTRACTED SERVICES*	*$40.00*
	2140	CITY MGR DEPARTMENT CREDIT CAR	$40.00	*10011100-52100*	*CONTRACTED SERVICES*	*$40.00*
	1385265	CITY MGR DEPARTMENT CREDIT CAR	$44.95	*90000000-23252*	*DISTRICT USE TAX-LIBRARIES*	*($0.06)*
				90000000-23237	*DISTRICT USE TAX-MEASURE S*	*($0.23)*
				90000000-23013	*STATE USE TAX LIABILITY*	*($3.26)*
				10011100-54100	*SUPPLIES*	*$3.55*
				10011100-54100	*SUPPLIES*	*$44.95*
	SF-19450	PURCHASING CREDIT CARD, MISC.	$49.99	*90000000-23252*	*DISTRICT USE TAX-LIBRARIES*	*($0.07)*
				90000000-23237	*DISTRICT USE TAX-MEASURE S*	*($0.25)*
				90000000-23013	*STATE USE TAX LIABILITY*	*($3.63)*

List of Checks Presented for Approval on 4/20/2017

Invoices

Vendor Name	Invoice #	Invoice Description	Invoice Amt	Invoice Account Detail and Allocation Detail		
BUSINESS CARD	SF-19450	PURCHASING CREDIT CARD, MISC.	$49.99	*10013400-54100*	*SUPPLIES*	*$3.95*
				10013400-54100	*SUPPLIES*	*$49.99*
	SF-18214	PURCHASING CREDIT CARD, MISC.	$59.99	*90000000-23252*	*DISTRICT USE TAX-LIBRARIES*	*($0.06)*
				90000000-23237	*DISTRICT USE TAX-MEASURE S*	*($0.22)*
				20922900-56120	*EQUIPMENT MAINTENANCE & REPAIR*	*$3.47*
				20922900-56120	*EQUIPMENT MAINTENANCE & REPAIR*	*$59.99*
				90000000-23013	*STATE USE TAX LIABILITY*	*($3.19)*
	SF-D 20560	PUBLIC SAFETY CREDIT CARD, MIS	$82.57	*90000000-23252*	*DISTRICT USE TAX-LIBRARIES*	*($0.10)*
				90000000-23237	*DISTRICT USE TAX-MEASURE S*	*($0.39)*
				63020210-54100	*SUPPLIES*	*$0.49*
				63020210-54100	*SUPPLIES*	*$82.57*
	SF-20319	PURCHASING CREDIT CARD, MISC.	$112.20	*90000000-23252*	*DISTRICT USE TAX-LIBRARIES*	*($0.14)*
				90000000-23237	*DISTRICT USE TAX-MEASURE S*	*($0.57)*
				90000000-23013	*STATE USE TAX LIABILITY*	*($8.14)*
				80026120-54100	*SUPPLIES*	*$8.85*
				80026120-54100	*SUPPLIES*	*$112.20*
	SF-D 20564	POLICE CREDIT CARD, MISC. PURC	$121.80	*90000000-23252*	*DISTRICT USE TAX-LIBRARIES*	*($0.16)*
				90000000-23237	*DISTRICT USE TAX-MEASURE S*	*($0.61)*
				90000000-23013	*STATE USE TAX LIABILITY*	*($8.83)*
				63020210-54100	*SUPPLIES*	*$9.60*
				63020210-54100	*SUPPLIES*	*$121.80*
	SF-20313	PURCHASING CREDIT CARD, MISC.	$159.98	*90000000-23252*	*DISTRICT USE TAX-LIBRARIES*	*($0.20)*

List of Checks Presented for Approval on 4/20/2017

Invoices

Vendor Name	Invoice #	Invoice Description	Invoice Amt	Invoice Account Detail and Allocation Detail		
BUSINESS CARD	SF-20313	PURCHASING CREDIT CARD, MISC.	$159.98	*90000000-23237*	*DISTRICT USE TAX-MEASURE S*	*($0.80)*
				90000000-23013	*STATE USE TAX LIABILITY*	*($11.60)*
				80026400-54100	*SUPPLIES*	*$12.60*
				80026400-54100	*SUPPLIES*	*$159.98*
	SF-19448	PURCHASING CREDIT CARD, MISC.	$177.99	*90000000-23252*	*DISTRICT USE TAX-LIBRARIES*	*($0.22)*
				90000000-23237	*DISTRICT USE TAX-MEASURE S*	*($0.89)*
				90000000-23013	*STATE USE TAX LIABILITY*	*($12.91)*
				10013400-54100	*SUPPLIES*	*$7.01*
				10013400-54100	*SUPPLIES*	*$88.99*
				20413500-54100	*SUPPLIES*	*$7.01*
				20413500-54100	*SUPPLIES*	*$89.00*
	SF-D 20561	PUBLIC SAFETY CREDIT CARD, MIS	$212.79	*90000000-23252*	*DISTRICT USE TAX-LIBRARIES*	*($0.24)*
				90000000-23237	*DISTRICT USE TAX-MEASURE S*	*($0.96)*
				90000000-23013	*STATE USE TAX LIABILITY*	*($13.91)*
				20620231-54100	*SUPPLIES*	*$15.11*
				20620231-54100	*SUPPLIES*	*$212.79*
	SF-20655	PURCHASING CREDIT CARD, MISC.	$252.00	*90000000-23252*	*DISTRICT USE TAX-LIBRARIES*	*($0.32)*
				90000000-23237	*DISTRICT USE TAX-MEASURE S*	*($1.26)*
				90000000-23013	*STATE USE TAX LIABILITY*	*($18.27)*
				69122700-54100	*SUPPLIES*	*$19.85*
				69122700-54100	*SUPPLIES*	*$252.00*
	SF-D 20562	POLICE CREDIT CARD, MISC. PURC	$375.11	*90000000-23252*	*DISTRICT USE TAX-LIBRARIES*	*($0.44)*

List of Checks Presented for Approval on 4/20/2017

Invoices

Vendor Name	Invoice #	Invoice Description	Invoice Amt	Invoice Account Detail and Allocation Detail		
BUSINESS CARD	SF-D 20562	POLICE CREDIT CARD, MISC. PURC	$375.11	*90000000-23237*	*DISTRICT USE TAX-MEASURE S*	*($1.75)*
				10520210-54100	*SUPPLIES*	*$2.19*
				10520210-54100	*SUPPLIES*	*$375.11*
	SF-20659	PURCHASING CREDIT CARD, MISC.	$693.72	*90000000-23252*	*DISTRICT USE TAX-LIBRARIES*	*($0.82)*
				90000000-23237	*DISTRICT USE TAX-MEASURE S*	*($3.25)*
				90000000-23028	*MEASURE Y DISTRICT TAX*	*($3.25)*
				90000000-23013	*STATE USE TAX LIABILITY*	*($47.13)*
				10018000-54100	*SUPPLIES*	*$54.45*
				10018000-54100	*SUPPLIES*	*$693.72*
	SF-20654	PURCHASING CREDIT CARD, MISC.	$1,059.00	*90000000-23252*	*DISTRICT USE TAX-LIBRARIES*	*($1.01)*
				90000000-23237	*DISTRICT USE TAX-MEASURE S*	*($4.04)*
				84024425-56120	*EQUIPMENT MAINTENANCE & REPAIR*	*$63.56*
				84024425-56120	*EQUIPMENT MAINTENANCE & REPAIR*	*$1,059.00*
				90000000-23013	*STATE USE TAX LIABILITY*	*($58.51)*
	SF-20660	PURCHASING CREDIT CARD, MISC.	$1,233.43	*90000000-23252*	*DISTRICT USE TAX-LIBRARIES*	*($1.47)*
				90000000-23237	*DISTRICT USE TAX-MEASURE S*	*($5.85)*
				90000000-23028	*MEASURE Y DISTRICT TAX*	*($5.85)*
				90000000-23013	*STATE USE TAX LIABILITY*	*($84.83)*
				10018000-54100	*SUPPLIES*	*$98.00*
				10018000-54100	*SUPPLIES*	*$1,233.43*
	SF-20617	PURCHASING CREDIT CARD, MISC.	$1,528.60	*90000000-23252*	*DISTRICT USE TAX-LIBRARIES*	*($1.66)*
				90000000-23237	*DISTRICT USE TAX-MEASURE S*	*($6.63)*

List of Checks Presented for Approval on 4/20/2017

Invoices

Vendor Name	Invoice #	Invoice Description	Invoice Amt	Invoice Account Detail and Allocation Detail		
BUSINESS CARD	SF-20617	PURCHASING CREDIT CARD, MISC.	$1,528.60	*90000000-23013*	*STATE USE TAX LIABILITY*	*($96.05)*
				10018000-54100	*SUPPLIES*	*$104.34*
				10018000-54100	*SUPPLIES*	*$1,528.60*
	28482958	ECONOMIC DEVELOPMENT CREDIT CA	$300.00	*10012100-57300*	*MEMBERSHIPS & SUBSCRIPTIONS*	*$300.00*
	542741	FINANCE CREDIT CARD, MISC. PUR	$420.00	*10013400-57300*	*MEMBERSHIPS & SUBSCRIPTIONS*	*$420.00*
	SF-20616	PURCHASING CREDIT CARD, MISC.	$45.00	*20922900-57300*	*MEMBERSHIPS & SUBSCRIPTIONS*	*$45.00*
	SF-20657	PURCHASING CREDIT CARD, MISC.	$250.00	*20922900-54320*	*SOFTWARE*	*$250.00*
	2439	ECERTRACK ANNUAL SUBSCRIPTION	$650.00	*20922900-54320*	*SOFTWARE*	*$650.00*
	82001520046	FINANCE CREDIT CARD, MISC. PUR	$35.07	*10013400-54100*	*SUPPLIES*	*$35.07*
	03/13/17	PUBLIC SAFETY CREDIT CARD, MIS	$25.00	*10520210-54100*	*SUPPLIES*	*$25.00*
	SF-18210	PURCHASING CREDIT CARD, MISC.	$46.11	*20922900-54100*	*SUPPLIES*	*$46.11*
	031117	ECONOMIC DEVELOPMENT CREDIT CA	$25.00	*75017110-54100*	*SUPPLIES*	*$25.00*
	SF-20318	PURCHASING CREDIT CARD, MISC.	$530.00	*80026110-54100*	*SUPPLIES*	*$265.00*
				80026120-54100	*SUPPLIES*	*$265.00*
	SF-20317	PURCHASING CREDIT CARD, MISC.	$101.14	*80026120-54100*	*SUPPLIES*	*$101.14*
	SF-20605	PURCHASING CREDIT CARD, MISC.	$92.73	*82024411-54100*	*SUPPLIES*	*$92.73*
					Vendor Total:	*$11,654.80*
BWS DISTRIBUTORS INC	221402	SERVICES AS NEEDED	$133.16	*80026400-52100*	*CONTRACTED SERVICES*	*$133.16*
					Vendor Total:	*$133.16*

List of Checks Presented for Approval on 4/20/2017

Invoices

Vendor Name	Invoice #	Invoice Description	Invoice Amt	Invoice Account Detail and Allocation Detail		
CA BUILDING STANDARDS COMMISSION	MAR 17	JAN-MAR 2017 BSA REPORT & FEES	$63.00	*90000000-23027*	*BUILDING STDS ADMIN SPEC FD*	*$70.00*
				10000000-48110	*MISCELLANEOUS RECEIPTS*	*($7.00)*
					Vendor Total:	*$63.00*
CA DIVISION OF THE STATE ARCHITECT	DV040717	Q1 2017 SB 1186-DISABLITY ACCESS & EDUCATION FEE	$189.30	*90000000-23012*	*STATE $1 BUS. LIC. SET ASIDE*	*($441.70)*
				90000000-23002	*STATE $1 BUSINESS LICENSE FEE*	*$631.00*
					Vendor Total:	*$189.30*
CA RURAL WATER ASSOC	DV040317.1	REGISTRATION-JAROD THIELE	$375.00	*82024410-57100*	*CONFERENCE & TRAINING*	*$375.00*
	DV040617	REGISTRATION-TIM ERIKSEN	$375.00	*82024410-57100*	*CONFERENCE & TRAINING*	*$375.00*
	DV040317	REGISTRATION-SEAN WHITE	$425.00	*82024410-57100*	*CONFERENCE & TRAINING*	*$425.00*
	DV033017	REGISTRATION-MICHELLE WHYBURN	$375.00	*82024411-57100*	*CONFERENCE & TRAINING*	*$375.00*
					Vendor Total:	*$1,550.00*
CA SURVEYING & DRAFTING SUPPLY INC	75848/1	SUPPLIES AS NEEDED	$257.84	*10024210-54100*	*SUPPLIES*	*$85.96*
				82024410-54100	*SUPPLIES*	*$85.95*
				84024420-54100	*SUPPLIES*	*$85.93*
					Vendor Total:	*$257.84*
CALIFORNIA SOCIETY OF CPA'S	968816.	MEMBERSHIP DUES	$510.00	*10013400-57300*	*MEMBERSHIPS & SUBSCRIPTIONS*	*$510.00*
					Vendor Total:	*$510.00*
CANTEEN SERVICE	5975.000576	WATER FILTRATION SERVICE POLIC	$45.00	*10520210-54100*	*SUPPLIES*	*$22.50*
				20620231-54100	*SUPPLIES*	*$22.50*
					Vendor Total:	*$45.00*

List of Checks Presented for Approval on 4/20/2017

Invoices

Vendor Name	Invoice #	Invoice Description	Invoice Amt	Invoice Account Detail and Allocation Detail		
CHEVRON AND TEXACO BUSINESS CARD SVCS	652527	FUEL AS NEEDED	$815.05	*10520210-56210*	*FUEL & FLUIDS*	*$815.05*
					Vendor Total:	*$815.05*
CLIPPER CONTROL INC	10610	SUNSHADES	$529.15	*84024425-56120*	*EQUIPMENT MAINTENANCE & REPAIR*	*$529.15*
					Vendor Total:	*$529.15*
CLOVER STORNETTA FARMS	0100663208	PROVIDE MISC GOODS AS NEEDED	$6.24	*73022600-54100*	*SUPPLIES*	*$6.24*
					Vendor Total:	*$6.24*
CODE PUBLISHING COMPANY	56129	CODIFICATION SERVICES AS PER A	$772.20	*10011100-52100*	*CONTRACTED SERVICES*	*$772.20*
					Vendor Total:	*$772.20*
COMCAST	APR-17	INTERNET SERVICES	$149.31	*31122870-52100*	*CONTRACTED SERVICES*	*$149.31*
	APR 17	INTERNET SERVICE	$254.39	*10011100-55100*	*TELEPHONE*	*$2.42*
				10012100-55100	*TELEPHONE*	*$9.69*
				10012200-55100	*TELEPHONE*	*$7.27*
				10013400-55100	*TELEPHONE*	*$10.90*
				10016100-55100	*TELEPHONE*	*$4.85*
				10017100-55100	*TELEPHONE*	*$2.42*
				10022100-55100	*TELEPHONE*	*$1.21*
				10022810-55100	*TELEPHONE*	*$7.27*
				10023100-55100	*TELEPHONE*	*$9.69*
				10023320-55100	*TELEPHONE*	*$2.42*
				10024210-55100	*TELEPHONE*	*$9.69*
				10024220-55100	*TELEPHONE*	*$2.42*

List of Checks Presented for Approval on 4/20/2017

Invoices

Vendor Name	Invoice #	Invoice Description	Invoice Amt	Invoice Account Detail and Allocation Detail		
COMCAST	APR 17	INTERNET SERVICE	$254.39	*10520210-55100*	*TELEPHONE*	*$60.57*
				10521210-55100	*TELEPHONE*	*$26.65*
				20413500-55100	*TELEPHONE*	*$2.42*
				20513300-55100	*TELEPHONE*	*$23.02*
				20620231-55100	*TELEPHONE*	*$7.27*
				20922900-55100	*TELEPHONE*	*$9.69*
				64020213-55100	*TELEPHONE*	*$2.42*
				69122700-55100	*TELEPHONE*	*$7.27*
				70024500-55100	*TELEPHONE*	*$2.42*
				72022400-55100	*TELEPHONE*	*$1.21*
				73022600-55100	*TELEPHONE*	*$4.85*
				77725200-55100	*TELEPHONE*	*$4.85*
				80026400-55100	*TELEPHONE*	*$16.96*
				82024410-55100	*TELEPHONE*	*$7.27*
				82024411-55100	*TELEPHONE*	*$4.85*
				84024425-55100	*TELEPHONE*	*$2.42*
					Vendor Total:	*$403.70*
CORY OLIVER	TA 5/7-12/17	TRAVEL ADVANCE	$878.92	*10520210-57100*	*CONFERENCE & TRAINING*	*$878.92*
					Vendor Total:	*$878.92*
CROSSFIT MENDOCINO	CFM042017CITY	EDUCATIONAL/TRAINING SERVICES	$333.33	*10521210-57100*	*CONFERENCE & TRAINING*	*$333.33*
					Vendor Total:	*$333.33*
CUMMINS PACIFIC LLC	025-20985	PARTS	$647.51	*10521210-56130*	*EXTERNAL SERVICES*	*$2.96*

List of Checks Presented for Approval on 4/20/2017

Invoices

Vendor Name	Invoice #	Invoice Description	Invoice Amt	Invoice Account Detail and Allocation Detail		
CUMMINS PACIFIC LLC	025-20985	PARTS	$647.51	*10521210-56130*	*EXTERNAL SERVICES*	*$647.51*
				90000000-23028	*MEASURE Y DISTRICT TAX*	*($2.96)*
					Vendor Total:	*$647.51*
DAVID LUNING	DV030717	2017 SUNDAYS IN THE PARK	$1,500.00	*90000000-23226*	*CONCERT SERIES*	*$1,500.00*
					Vendor Total:	*$1,500.00*
DELL MARKETING LP	10132438950	COMPUTER HARDWARE AND PERIPHER	$2,021.07	*10012200-54100*	*SUPPLIES*	*$2,021.07*
	10150306341	COMPUTER HARDWARE AND PERIPHER	$1,664.35	*10022810-54100*	*SUPPLIES*	*$1,664.35*
	10125015435	Microcomputers, Desktop or Tow	$118.05	*10520210-54100*	*SUPPLIES*	*$92.20*
				20620231-54100	*SUPPLIES*	*$25.77*
				64020213-54100	*SUPPLIES*	*$0.08*
	XJRFXX7C5	SUPPLIES AS NEEDED	$295.12	*10520210-54100*	*SUPPLIES*	*$295.12*
	10125015427	Microcomputers, Desktop or Tow	$1,888.91	*10520210-54100*	*SUPPLIES*	*$1,420.89*
				20620231-54100	*SUPPLIES*	*$444.71*
				64020213-54100	*SUPPLIES*	*$23.31*
	1012501538	Microcomputers, Desktop or Tow	$2,363.63	*10520210-54100*	*SUPPLIES*	*$2,269.88*
				20620231-54100	*SUPPLIES*	*$71.36*
				64020213-54100	*SUPPLIES*	*$22.39*
	10125015400	Microcomputers, Desktop or Tow	$2,419.65	*10520210-54100*	*SUPPLIES*	*$1,221.71*
				20620231-54100	*SUPPLIES*	*$32.83*
				64020213-54100	*SUPPLIES*	*$1,165.11*

List of Checks Presented for Approval on 4/20/2017

Invoices

Vendor Name	Invoice #	Invoice Description	Invoice Amt	Invoice Account Detail and Allocation Detail		
DELL MARKETING LP	10159309607	COMPUTER	$2,551.35	*10520210-54100*	*SUPPLIES*	*$2,551.35*
	10125015419	Microcomputers, Desktop or Tow	$5,447.72	*10520210-54100*	*SUPPLIES*	*$3,599.96*
				20620231-54100	*SUPPLIES*	*$1,788.16*
				64020213-54100	*SUPPLIES*	*$59.60*
					Vendor Total:	*$18,769.85*
DEPT OF CONSERVATION	DV041317	JAN-MAR 2017 SMIP TAX RETURN	$88.38	*90000000-23006*	*STRONG MOTION ED. SET ASIDE*	*($4.65)*
				90000000-23005	*STRONG MOTION INSTR. PROG.*	*$93.03*
					Vendor Total:	*$88.38*
DISBURSEMENT UNIT	DV 041217	INCOME WITHHOLDING ORDER	$75.00	*10000000-20150*	*AP CONTRACT RETAINAGE*	*$75.00*
					Vendor Total:	*$75.00*
DOGFATHER K9 CONNECTIONS	9730	BOARDING	$1,275.00	*10520210-54100*	*SUPPLIES*	*$1,275.00*
					Vendor Total:	*$1,275.00*
ECONOMIC DEVELOPMENT & FINANCING CORPORATION	DV040717	ANNUAL PROGRAM SERVICE CONTRAC	$11,982.75	*10017100-52100*	*CONTRACTED SERVICES*	*$11,982.75*
					Vendor Total:	*$11,982.75*
EDMO DISTRIBUTORS INC	1436163	PARTS AS NEEDED	$411.85	*77725200-54100*	*SUPPLIES*	*$411.85*
					Vendor Total:	*$411.85*
EPIC AVIATION LLC	6960439	JET FUEL	$15,386.01	*77725200-58401*	*AVIATION FUEL*	*$15,386.01*
					Vendor Total:	*$15,386.01*
EUREKA OXYGEN CO	U 139544	SUPPLIES AS NEEDED	$20.83	*90000000-23237*	*DISTRICT USE TAX-MEASURE S*	*($0.10)*
				90000000-23028	*MEASURE Y DISTRICT TAX*	*($0.10)*
				10022100-54100	*SUPPLIES*	*$0.20*

List of Checks Presented for Approval on 4/20/2017

Invoices

Vendor Name	Invoice #	Invoice Description	Invoice Amt	Invoice Account Detail and Allocation Detail		
EUREKA OXYGEN CO	U 139544	SUPPLIES AS NEEDED	$20.83	*10022100-54100*	*SUPPLIES*	*$20.83*
	432822	SERVICE AS NEEDED	$179.46	*10022500-56120*	*EQUIPMENT MAINTENANCE & REPAIR*	*$179.46*
	432954	SERVICE AS NEEDED	$159.00	*73022600-56120*	*EQUIPMENT MAINTENANCE & REPAIR*	*$159.00*
	432827	SERVICE AS NEEDED	$30.28	*10520210-56130*	*EXTERNAL SERVICES*	*$30.28*
	432804	SERVICE AS NEEDED	$81.74	*10521210-56130*	*EXTERNAL SERVICES*	*$81.74*
					Vendor Total:	*$471.31*
FAMILY TREE SERVICE, INC.	120516A	ALL LABOR, EQUIPMENT AND MATER	$10,800.00	*20822500-52100*	*CONTRACTED SERVICES*	*$10,800.00*
					Vendor Total:	*$10,800.00*
FASTENAL	CAUKA25549	SUPPLIES AS NEEDED	$16.19	*84024425-56120*	*EQUIPMENT MAINTENANCE & REPAIR*	*$16.19*
	CAUKA25683	SUPPLIES AS NEEDED	$17.04	*84024425-56120*	*EQUIPMENT MAINTENANCE & REPAIR*	*$17.04*
	CAUKA25532	SUPPLIES AS NEEDED	$19.12	*84024425-56120*	*EQUIPMENT MAINTENANCE & REPAIR*	*$19.12*
	CAUKA24942	SUPPLIES AS NEEDED	$269.72	*10024220-54120*	*PW - SPECIAL SUPPLIES*	*$269.72*
					Vendor Total:	*$322.07*
FIRST ALARM	306467	ALARM MONITORING	$162.00	*10520210-52180*	*SECURITY SERVICES*	*$117.00*
				20822500-52180	*SECURITY SERVICES*	*$45.00*
					Vendor Total:	*$162.00*
FLIGHT LIGHT INC	0058494-IN	SUPPLIES	$427.26	*77725200-56300*	*BUILDING MAINT. & REPAIR*	*$3.82*
				77725200-56300	*BUILDING MAINT. & REPAIR*	*$427.26*
				90000000-23237	*DISTRICT USE TAX-MEASURE S*	*($1.91)*
				90000000-23028	*MEASURE Y DISTRICT TAX*	*($1.91)*
					Vendor Total:	*$427.26*

List of Checks Presented for Approval on 4/20/2017

Invoices

Vendor Name	Invoice #	Invoice Description	Invoice Amt	Invoice Account Detail and Allocation Detail		
FREIGHTQUOTE.COM INC	6055897400	SHIPPING CHARGES	$250.00	*84024425-56120*	*EQUIPMENT MAINTENANCE & REPAIR*	*$250.00*
					Vendor Total:	*$250.00*
FRIEDMANS HOME IMPROVEMENT	35861468	MISC ITEMS AS NEEDED	$26.99	*20822500-56300*	*BUILDING MAINT. & REPAIR*	*$26.99*
	35863069	MISC ITEMS AS NEEDED	$39.97	*20822500-56300*	*BUILDING MAINT. & REPAIR*	*$39.97*
	35839137	MISC ITEMS AS NEEDED	$61.35	*20822500-56300*	*BUILDING MAINT. & REPAIR*	*$61.35*
	35845761	MISC ITEMS AS NEEDED	$69.74	*20822500-56300*	*BUILDING MAINT. & REPAIR*	*$69.74*
	35855515	MISC ITEMS AS NEEDED	$110.39	*20822500-56300*	*BUILDING MAINT. & REPAIR*	*$110.39*
	35861888	MISC ITEMS AS NEEDED	$128.81	*20822500-56300*	*BUILDING MAINT. & REPAIR*	*$128.81*
	35872225	MISC ITEMS AS NEEDED	$181.95	*20822500-56300*	*BUILDING MAINT. & REPAIR*	*$181.95*
	35844955	MISC ITEMS AS NEEDED	$202.78	*20822500-56300*	*BUILDING MAINT. & REPAIR*	*$202.78*
	35847816	MISC ITEMS AS NEEDED	$432.56	*20822500-56300*	*BUILDING MAINT. & REPAIR*	*$46.36*
				20822500-54102	*SMALL TOOLS*	*$386.20*
	35851847	MISC ITEMS AS NEEDED	$114.61	*77725200-56300*	*BUILDING MAINT. & REPAIR*	*$114.61*
	35871190	MISC ITEMS AS NEEDED	$259.91	*77725200-56300*	*BUILDING MAINT. & REPAIR*	*$259.91*
	35840343	MISC ITEMS AS NEEDED	$309.39	*77725200-56300*	*BUILDING MAINT. & REPAIR*	*$309.39*
	35839755	MISC ITEMS AS NEEDED	$369.01	*77725200-56300*	*BUILDING MAINT. & REPAIR*	*$369.01*
	35847477	MISC ITEMS AS NEEDED	$6.66	*82024411-56300*	*BUILDING MAINT. & REPAIR*	*$6.66*
	35856160	MISC ITEMS AS NEEDED	$10.33	*82024411-56300*	*BUILDING MAINT. & REPAIR*	*$10.33*
	35861029	MISC ITEMS AS NEEDED	$13.91	*82024411-56300*	*BUILDING MAINT. & REPAIR*	*$13.91*

List of Checks Presented for Approval on 4/20/2017

Invoices

Vendor Name	Invoice #	Invoice Description	Invoice Amt	Invoice Account Detail and Allocation Detail		
FRIEDMANS HOME IMPROVEMENT	35866871	MISC ITEMS AS NEEDED	$15.15	*82024411-56300*	*BUILDING MAINT. & REPAIR*	*$15.15*
	35845893	MISC ITEMS AS NEEDED	$17.51	*82024411-56300*	*BUILDING MAINT. & REPAIR*	*$17.51*
	35842109	MISC ITEMS AS NEEDED	$160.90	*82024411-56300*	*BUILDING MAINT. & REPAIR*	*$106.99*
				82024411-54102	*SMALL TOOLS*	*$53.91*
	35847420	MISC ITEMS AS NEEDED	$27.51	*82024411-56120*	*EQUIPMENT MAINTENANCE & REPAIR*	*$27.51*
	35838947	MISC ITEMS AS NEEDED	$17.01	*84024425-56120*	*EQUIPMENT MAINTENANCE & REPAIR*	*$17.01*
	35869566	MISC ITEMS AS NEEDED	$28.64	*84024425-56120*	*EQUIPMENT MAINTENANCE & REPAIR*	*$28.64*
	35844460	MISC ITEMS AS NEEDED	$19.37	*20324100-56112*	*EQUIPMENT PARTS FOR RESALE*	*$19.37*
	35861874	MISC ITEMS AS NEEDED	$28.25	*20324100-56112*	*EQUIPMENT PARTS FOR RESALE*	*$28.25*
	35869840	MISC ITEMS AS NEEDED	$102.82	*10024220-56130*	*EXTERNAL SERVICES*	*$102.82*
	35847960	MISC ITEMS AS NEEDED	$274.40	*84024425-56504*	*FACILITY MAINTENANCE & REPAIR*	*$274.40*
	35848936	MISC ITEMS AS NEEDED	$11.07	*10022100-59400*	*OTHER EXPENSES*	*$11.07*
	35862907	MISC ITEMS AS NEEDED	$15.03	*10022100-59400*	*OTHER EXPENSES*	*$15.03*
	35863043	MISC ITEMS AS NEEDED	$24.04	*10022100-59400*	*OTHER EXPENSES*	*$24.04*
	35861989	MISC ITEMS AS NEEDED	$32.27	*10024220-54120*	*PW - SPECIAL SUPPLIES*	*$32.27*
	35855446	MISC ITEMS AS NEEDED	$59.81	*10024220-54120*	*PW - SPECIAL SUPPLIES*	*$59.81*
	35867986	MISC ITEMS AS NEEDED	$67.10	*10024220-54120*	*PW - SPECIAL SUPPLIES*	*$67.10*
	35846893	MISC ITEMS AS NEEDED	$97.09	*10024220-54120*	*PW - SPECIAL SUPPLIES*	*$97.09*
	35869169	MISC ITEMS AS NEEDED	$12.31	*10024220-54102*	*SMALL TOOLS*	*$12.31*

List of Checks Presented for Approval on 4/20/2017

Invoices

Vendor Name	Invoice #	Invoice Description	Invoice Amt	Invoice Account Detail and Allocation Detail		
FRIEDMANS HOME IMPROVEMENT	35868614	MISC ITEMS AS NEEDED	$12.68	*10024220-54102*	*SMALL TOOLS*	*$12.68*
	35860350	MISC ITEMS AS NEEDED	$21.47	*10024220-54102*	*SMALL TOOLS*	*$21.47*
	35861919	MISC ITEMS AS NEEDED	$21.53	*10024220-54102*	*SMALL TOOLS*	*$21.53*
	35856603	MISC ITEMS AS NEEDED	$49.64	*10024220-54102*	*SMALL TOOLS*	*$49.64*
	35861442	MISC ITEMS AS NEEDED	$20.02	*82024414-54102*	*SMALL TOOLS*	*$20.02*
	35869733	MISC ITEMS AS NEEDED	$35.60	*84024421-54102*	*SMALL TOOLS*	*$35.60*
	35838962	MISC ITEMS AS NEEDED	$12.14	*84024425-54102*	*SMALL TOOLS*	*$12.14*
	35868037	MISC ITEMS AS NEEDED	$21.05	*10022300-54106*	*SPECIALTY SUPPLIES*	*$21.05*
	35867079	MISC ITEMS AS NEEDED	($11.79)	*10022100-54100*	*SUPPLIES*	*($11.79)*
	35841156	MISC ITEMS AS NEEDED	$1.78	*10022100-54100*	*SUPPLIES*	*$1.78*
	35841154	MISC ITEMS AS NEEDED	$6.03	*10022100-54100*	*SUPPLIES*	*$6.03*
	35846872	MISC ITEMS AS NEEDED	$7.15	*10022100-54100*	*SUPPLIES*	*$7.15*
	35868157	MISC ITEMS AS NEEDED	$7.59	*10022100-54100*	*SUPPLIES*	*$7.59*
	35847282	MISC ITEMS AS NEEDED	$11.87	*10022100-54100*	*SUPPLIES*	*$11.87*
	35846271	MISC ITEMS AS NEEDED	$16.72	*10022100-54100*	*SUPPLIES*	*$16.72*
	35861906	MISC ITEMS AS NEEDED	$16.88	*10022100-54100*	*SUPPLIES*	*$16.88*
	35869447	MISC ITEMS AS NEEDED	$17.51	*10022100-54100*	*SUPPLIES*	*$17.51*
	35866855	MISC ITEMS AS NEEDED	$17.95	*10022100-54100*	*SUPPLIES*	*$17.95*
	35867969	MISC ITEMS AS NEEDED	$19.07	*10022100-54100*	*SUPPLIES*	*$19.07*

List of Checks Presented for Approval on 4/20/2017

Invoices

Vendor Name	Invoice #	Invoice Description	Invoice Amt	Invoice Account Detail and Allocation Detail		
FRIEDMANS HOME IMPROVEMENT	35846523	MISC ITEMS AS NEEDED	$19.89	*10022100-54100*	*SUPPLIES*	*$19.89*
	35868477	MISC ITEMS AS NEEDED	$21.17	*10022100-54100*	*SUPPLIES*	*$21.17*
	35861027	MISC ITEMS AS NEEDED	$24.10	*10022100-54100*	*SUPPLIES*	*$24.10*
	35846766	MISC ITEMS AS NEEDED	$24.62	*10022100-54100*	*SUPPLIES*	*$24.62*
	35857069	MISC ITEMS AS NEEDED	$26.54	*10022100-54100*	*SUPPLIES*	*$26.54*
	35859861	MISC ITEMS AS NEEDED	$30.73	*10022100-54100*	*SUPPLIES*	*$30.73*
	35870384	MISC ITEMS AS NEEDED	$31.25	*10022100-54100*	*SUPPLIES*	*$31.25*
	35848923	MISC ITEMS AS NEEDED	$41.19	*10022100-54100*	*SUPPLIES*	*$41.19*
	35867982	MISC ITEMS AS NEEDED	$78.38	*10022100-54100*	*SUPPLIES*	*$78.38*
	35867057	MISC ITEMS AS NEEDED	$202.77	*10022100-54100*	*SUPPLIES*	*$202.77*
	35864078	MISC ITEMS AS NEEDED	$441.40	*10022100-54100*	*SUPPLIES*	*$441.40*
	35856799	MISC ITEMS AS NEEDED	$11.39	*10022810-54100*	*SUPPLIES*	*$11.39*
	35864243	MISC ITEMS AS NEEDED	$51.24	*20413500-54100*	*SUPPLIES*	*$34.50*
				80026400-54100	*SUPPLIES*	*$16.74*
	35861627	MISC ITEMS AS NEEDED	$28.93	*20822500-54100*	*SUPPLIES*	*$28.93*
	35847955	MISC ITEMS AS NEEDED	$111.24	*31122870-54100*	*SUPPLIES*	*$111.24*
	35855103	MISC ITEMS AS NEEDED	$47.12	*80026110-54100*	*SUPPLIES*	*$47.12*
	35872044	MISC ITEMS AS NEEDED	$25.15	*80026130-54100*	*SUPPLIES*	*$25.15*
	35847686	MISC ITEMS AS NEEDED	$72.45	*80026130-54100*	*SUPPLIES*	*$72.45*

List of Checks Presented for Approval on 4/20/2017

Invoices

Vendor Name	Invoice #	Invoice Description	Invoice Amt	Invoice Account Detail and Allocation Detail		
FRIEDMANS HOME IMPROVEMENT	35848011	MISC ITEMS AS NEEDED	$4.53	*80026200-54100*	*SUPPLIES*	*$4.53*
	35855824	MISC ITEMS AS NEEDED	$14.05	*80026200-54100*	*SUPPLIES*	*$14.05*
	35855539	MISC ITEMS AS NEEDED	$25.70	*80026200-54100*	*SUPPLIES*	*$25.70*
	35845805	MISC ITEMS AS NEEDED	$22.85	*80026330-54100*	*SUPPLIES*	*$22.85*
	35840023	MISC ITEMS AS NEEDED	$40.86	*80026330-54100*	*SUPPLIES*	*$40.86*
	35852780	MISC ITEMS AS NEEDED	$41.76	*80026330-54100*	*SUPPLIES*	*$41.76*
	35839666	MISC ITEMS AS NEEDED	$52.38	*80026330-54100*	*SUPPLIES*	*$52.38*
	35855540	MISC ITEMS AS NEEDED	$1.90	*80026400-54100*	*SUPPLIES*	*$1.90*
	35845809	MISC ITEMS AS NEEDED	$35.06	*80026400-54100*	*SUPPLIES*	*$35.06*
	35864153	MISC ITEMS AS NEEDED	$83.85	*80026400-54100*	*SUPPLIES*	*$83.85*
	35867515	MISC ITEMS AS NEEDED	$1.92	*82024414-54100*	*SUPPLIES*	*$1.92*
	35838732	MISC ITEMS AS NEEDED	$4.94	*82024414-54100*	*SUPPLIES*	*$4.94*
	33419140	MISC ITEMS AS NEEDED	$5.11	*82024414-54100*	*SUPPLIES*	*$5.11*
	35856694	MISC ITEMS AS NEEDED	$5.64	*82024414-54100*	*SUPPLIES*	*$5.64*
	35870054	MISC ITEMS AS NEEDED	$8.17	*82024414-54100*	*SUPPLIES*	*$8.17*
	35859768	MISC ITEMS AS NEEDED	$14.96	*82024414-54100*	*SUPPLIES*	*$14.96*
	35870039	MISC ITEMS AS NEEDED	$24.27	*82024414-54100*	*SUPPLIES*	*$24.27*
	35846476	MISC ITEMS AS NEEDED	$28.10	*82024414-54100*	*SUPPLIES*	*$28.10*
	35869172	MISC ITEMS AS NEEDED	$46.05	*82024414-54100*	*SUPPLIES*	*$46.05*

List of Checks Presented for Approval on 4/20/2017

Invoices

Vendor Name	Invoice #	Invoice Description	Invoice Amt	Invoice Account Detail and Allocation Detail		
FRIEDMANS HOME IMPROVEMENT	38840717	MISC ITEMS AS NEEDED	$75.76	*82024414-54100*	*SUPPLIES*	*$75.76*
	35847273	MISC ITEMS AS NEEDED	$119.09	*82024414-54100*	*SUPPLIES*	*$119.09*
	35864080	MISC ITEMS AS NEEDED	($31.20)	*84024421-54100*	*SUPPLIES*	*($31.20)*
	35845455	MISC ITEMS AS NEEDED	$15.79	*84024421-54100*	*SUPPLIES*	*$15.79*
	35864084	MISC ITEMS AS NEEDED	$18.31	*84024421-54100*	*SUPPLIES*	*$18.31*
	35864069	MISC ITEMS AS NEEDED	$31.20	*84024421-54100*	*SUPPLIES*	*$31.20*
	35839924	MISC ITEMS AS NEEDED	$43.88	*84024421-54100*	*SUPPLIES*	*$43.88*
	35871136	MISC ITEMS AS NEEDED	$174.96	*84024421-54100*	*SUPPLIES*	*$174.96*
					Vendor Total:	*$5,852.98*
GCR TIRES & SERVICES	851-36985	TIRES, TUBES, REPAIRS & LABOR	$18.00	*10520210-56130*	*EXTERNAL SERVICES*	*$18.00*
	851-36777	TIRES, TUBES, REPAIRS & LABOR	$76.93	*10520210-56130*	*EXTERNAL SERVICES*	*$76.93*
	851-36804	TIRES, TUBES, REPAIRS & LABOR	$346.84	*10520210-56130*	*EXTERNAL SERVICES*	*$346.84*
	85136932	TIRES, TUBES, REPAIRS & LABOR	$346.84	*10520210-56130*	*EXTERNAL SERVICES*	*$346.84*
	85-36704	TIRES, TUBES, REPAIRS & LABOR	$433.63	*10520210-56130*	*EXTERNAL SERVICES*	*$433.63*
	851-36849	TIRES, TUBES, REPAIRS & LABOR	$520.26	*10520210-56130*	*EXTERNAL SERVICES*	*$520.26*
	851-36720	TIRES, TUBES, REPAIRS & LABOR	$614.28	*10521210-56130*	*EXTERNAL SERVICES*	*$614.28*
	2851-36633	TIRES, TUBES, REPAIRS & LABOR	$20.00	*80026400-56130*	*EXTERNAL SERVICES*	*$20.00*
	851-36706	TIRES, TUBES, REPAIRS & LABOR	$582.47	*82024412-56130*	*EXTERNAL SERVICES*	*$582.47*
					Vendor Total:	*$2,959.25*

List of Checks Presented for Approval on 4/20/2017

Invoices

Vendor Name	Invoice #	Invoice Description	Invoice Amt	Invoice Account Detail and Allocation Detail		
GCS ENVIRONMENTAL EQUIP SRVS	15392	GEAR BOX	$1,104.82	*10024220-56130*	*EXTERNAL SERVICES*	*$1,104.82*
					Vendor Total:	*$1,104.82*
GI JOES ARMY-NAVY	130302	MISCELLANEOUS ITEMS AS NEEDED	$253.51	*80026110-54100*	*SUPPLIES*	*$253.51*
					Vendor Total:	*$253.51*
INTEGRITY SHRED	68305	DOCUMENT SHREDDING	$57.00	*10520210-54100*	*SUPPLIES*	*$28.50*
				20620231-54100	*SUPPLIES*	*$28.50*
					Vendor Total:	*$57.00*
INTERCOUNTY MECHANICAL & ELECTRICAL INC	5714	SERVICE AS NEEDED	$112.16	*73022600-56120*	*EQUIPMENT MAINTENANCE & REPAIR*	*$112.16*
					Vendor Total:	*$112.16*
INTERWEST CONSULTING GROUP INC	32829	GIS SERVICES - ON-CALL AND AS	$52.50	*80026400-52100*	*CONTRACTED SERVICES*	*$52.50*
	32830	GIS SERVICES - ON-CALL AND AS	$945.00	*80026400-52100*	*CONTRACTED SERVICES*	*$945.00*
					Vendor Total:	*$997.50*
JAMES REESE	17936	JANITORIAL SERVICES	$175.00	*73022600-56300*	*BUILDING MAINT. & REPAIR*	*$175.00*
	17937	JANITORIAL SERVICES	$420.00	*73022600-56300*	*BUILDING MAINT. & REPAIR*	*$420.00*
					Vendor Total:	*$595.00*
JAROD THIELE	TA 4/24-28/17	TRAVEL ADVANCE	$406.85	*82024410-57100*	*CONFERENCE & TRAINING*	*$406.85*
					Vendor Total:	*$406.85*
JIM-N-I RENTALS INC	54881	SUPPLIES AS NEEDED	$365.77	*10024220-54127*	*PW - SIGN POSTS/SHEETING*	*$365.77*
					Vendor Total:	*$365.77*

List of Checks Presented for Approval on 4/20/2017

Invoices

Vendor Name	Invoice #	Invoice Description	Invoice Amt	Invoice Account Detail and Allocation Detail		
JOHN NELSON	DV041117	REIMBURSEMENT SEWER LATERAL	$2,000.00	*84424422-52100*	*CONTRACTED SERVICES*	*$2,000.00*
					Vendor Total:	*$2,000.00*
KELLY-MOORE PAINT COMPANY INC	910-00000258250	MISCELLANEOUS PURCHASES AS REQ	$13.47	*10022300-54106*	*SPECIALTY SUPPLIES*	*$13.47*
	910-00000258256	MISCELLANEOUS PURCHASES AS REQ	$371.86	*10022100-54100*	*SUPPLIES*	*$371.86*
	910-00000257854	MISCELLANEOUS PURCHASES AS REQ	$7.63	*69122700-54100*	*SUPPLIES*	*$7.63*
	910-00000257628	MISCELLANEOUS PURCHASES AS REQ	$32.60	*69122700-54100*	*SUPPLIES*	*$32.60*
	910-00000257541	MISCELLANEOUS PURCHASES AS REQ	$73.59	*69122700-54100*	*SUPPLIES*	*$73.59*
					Vendor Total:	*$499.15*
KEN FOWLER MOTORS INC	10254	MISC AUTOMOTIVE PARTS AS NEEDE	$201.87	*10520224-56130*	*EXTERNAL SERVICES*	*$201.87*
	99985	MISC AUTOMOTIVE PARTS AS NEEDE	$25.78	*10521210-56130*	*EXTERNAL SERVICES*	*$25.78*
	10074	MISC AUTOMOTIVE PARTS AS NEEDE	$53.59	*10521210-56130*	*EXTERNAL SERVICES*	*$53.59*
	10046	MISC AUTOMOTIVE PARTS AS NEEDE	$140.93	*80026400-56130*	*EXTERNAL SERVICES*	*$140.93*
					Vendor Total:	*$422.17*
KEOUGH'S LANDSCAPING INC	16717	LANDSCAPE MAINT.-ORCHARD SUBST	$500.00	*80026130-52100*	*CONTRACTED SERVICES*	*$500.00*
					Vendor Total:	*$500.00*
KIRK THOMSEN	TA 5/4-6/17	TRAVEL ADVANCE	$180.00	*10521210-57100*	*CONFERENCE & TRAINING*	*$180.00*
					Vendor Total:	*$180.00*
LAUREN BJELDE	DV030317	DAY OF SHOW PAYMENT SUNDAYS IN	$1,500.00	*90000000-23226*	*CONCERT SERIES*	*$1,500.00*
					Vendor Total:	*$1,500.00*

List of Checks Presented for Approval on 4/20/2017

Invoices

Vendor Name	Invoice #	Invoice Description	Invoice Amt	Invoice Account Detail and Allocation Detail		
LEGAL SHIELD	38295-APR 2017	APR 2017- PRE-PAID LEGAL SERVICES	$51.80	*20700000-20526*	*PREPAID LEGAL - AFLAC*	*$51.80*
					Vendor Total:	*$51.80*
LEXIS NEXIS RISK SOLUTIONS	1410964-20170331	LEXIS NEXIS LE PLUS SEARCHING	$104.90	*10520210-54202*	*MAJOR CRIME INVETIGATIONS*	*$104.90*
					Vendor Total:	*$104.90*
LORY LIMBIRD	DV041317	EMP REIMBURSEMENT DEPT LUNCH	$307.33	*10024210-57100*	*CONFERENCE & TRAINING*	*$56.85*
				10024220-57100	*CONFERENCE & TRAINING*	*$56.85*
				20324100-57100	*CONFERENCE & TRAINING*	*$24.59*
				82024410-57100	*CONFERENCE & TRAINING*	*$79.91*
				84024420-57100	*CONFERENCE & TRAINING*	*$89.13*
					Vendor Total:	*$307.33*
MAJOR DISPLAY FABRICATION LLC	1043	SERVICES AS NEEDED	$575.00	*90000000-23236*	*FIELD SIGNAGE FEES*	*$575.00*
					Vendor Total:	*$575.00*
MARC CARSON WEB DESIGN	27 MARCH 2017	ANNUAL FORUM	$4,200.00	*63020210-52100*	*CONTRACTED SERVICES*	*$4,200.00*
					Vendor Total:	*$4,200.00*
MATHESON TRI-GAS INC	15162091	OXYGEN & MISCELLANEOUS AS NEED	$27.03	*90000000-23237*	*DISTRICT USE TAX-MEASURE S*	*($0.13)*
				10024220-54102	*SMALL TOOLS*	*$0.13*
				10024220-54102	*SMALL TOOLS*	*$27.03*
	15139846	OXYGEN & MISCELLANEOUS AS NEED	$40.53	*90000000-23237*	*DISTRICT USE TAX-MEASURE S*	*($0.20)*
				10024220-54102	*SMALL TOOLS*	*$0.20*
				10024220-54102	*SMALL TOOLS*	*$40.53*
					Vendor Total:	*$67.56*

List of Checks Presented for Approval on 4/20/2017

Invoices

Vendor Name	Invoice #	Invoice Description	Invoice Amt	Invoice Account Detail and Allocation Detail		
MAUREEN KANE & ASSOCIATES INC	DV041717	TRAINING	$1,620.00	*10011100-57100*	*CONFERENCE & TRAINING*	*$1,620.00*
					Vendor Total:	*$1,620.00*
MAX BRAZILL	TA 5/7-12/17	TRAVEL ADVANCE	$878.90	*10520210-57100*	*CONFERENCE & TRAINING*	*$878.90*
					Vendor Total:	*$878.90*
MELISSA COBURN	DV041217	INSTRUCTOR	$100.00	*10022850-52100*	*CONTRACTED SERVICES*	*$100.00*
					Vendor Total:	*$100.00*
MENDOCINO COUNTY FARM SUPPLY	436416	MISCELLANEOUS PURCHASES AS REQ	$24.38	*20824300-56210*	*FUEL & FLUIDS*	*$24.38*
	435579	MISCELLANEOUS PURCHASES AS REQ	$34.19	*20824300-56210*	*FUEL & FLUIDS*	*$34.19*
	435651	MISCELLANEOUS PURCHASES AS REQ	($116.02)	*70024500-54100*	*SUPPLIES*	*($116.02)*
	435963	MISCELLANEOUS PURCHASES AS REQ	$304.44	*82024411-54100*	*SUPPLIES*	*$304.44*
					Vendor Total:	*$246.99*
MENDOCINO COUNTY TOURISM COMMISSION	2017-01	JAN/FEB SHARE OF SOCIAL MEDIA COORDINATOR	$625.00	*75017110-52515*	*ADVERTISING & PUBLICATION*	*$625.00*
					Vendor Total:	*$625.00*
MENDOCINO METALS	7650	SERVICES AS NEEDED	$166.01	*77725200-56300*	*BUILDING MAINT. & REPAIR*	*$166.01*
					Vendor Total:	*$166.01*
MICHELLE WHYBURN	TA 4/24-28/17	TRAVEL ADVANCE	$772.66	*82024411-57100*	*CONFERENCE & TRAINING*	*$772.66*
					Vendor Total:	*$772.66*
NATHANIEL HAYES	DV 041217	INSTRUCTOR	$497.00	*10022850-52100*	*CONTRACTED SERVICES*	*$497.00*
					Vendor Total:	*$497.00*

List of Checks Presented for Approval on 4/20/2017

Invoices

Vendor Name	Invoice #	Invoice Description	Invoice Amt	Invoice Account Detail and Allocation Detail		
NATIONAL METER & AUTOMATION	S1083331.001	PLUMBING EQUIPMENT, FIXTURES,	$5,011.43	*82000000-12104*	*INVENTORY - PURCHASES*	*$5,011.43*
					Vendor Total:	*$5,011.43*
NCPA	006102-0417020	NCPA APRIL 2017	$467,154.00	*80026300-58104*	*NCPA MANAGEMENT SERVICES*	*$46,455.00*
				80026300-58101	*NCPA PLANT GENERATION*	*$185,834.00*
				80026300-58102	*NCPA POWER PURCHASES*	*$161,209.00*
				80026300-58105	*NCPA THIRD PARTY SALES*	*($67,845.00)*
				80026300-58103	*NCPA TRANSMISSION*	*$141,501.00*
					Vendor Total:	*$467,154.00*
NEW PIG CORPORATION	4754469-00	BUILDING MAINT. & REPAIRS	$441.31	*77725200-56300*	*BUILDING MAINT. & REPAIR*	*$29.06*
				77725200-56300	*BUILDING MAINT. & REPAIR*	*$441.31*
				90000000-23252	*DISTRICT USE TAX-LIBRARIES*	*($0.46)*
				90000000-23237	*DISTRICT USE TAX-MEASURE S*	*($1.85)*
				90000000-23013	*STATE USE TAX LIABILITY*	*($26.75)*
					Vendor Total:	*$441.31*
OFFICE DEPOT	910863416-001	OFFICE SUPPLIES, MISCELLANEOUS	($9.59)	*10016100-54160*	*HR - CITY LIABILITY & CONTRACT*	*($9.59)*
	910423456-001	OFFICE SUPPLIES, MISCELLANEOUS	$9.59	*10016100-54160*	*HR - CITY LIABILITY & CONTRACT*	*$9.59*
	910423776-001	OFFICE SUPPLIES, MISCELLANEOUS	$12.75	*10016100-54160*	*HR - CITY LIABILITY & CONTRACT*	*$12.75*
	910423775-001	OFFICE SUPPLIES, MISCELLANEOUS	$43.14	*10016100-54160*	*HR - CITY LIABILITY & CONTRACT*	*$43.14*
	912074866-001	OFFICE SUPPLIES, MISCELLANEOUS	$22.30	*10023320-54101*	*POSTAGE*	*$22.30*
	912075185-001	OFFICE SUPPLIES, MISCELLANEOUS	$23.29	*10023320-54101*	*POSTAGE*	*$23.29*

List of Checks Presented for Approval on 4/20/2017

Invoices

Vendor Name	Invoice #	Invoice Description	Invoice Amt	Invoice Account Detail and Allocation Detail		
OFFICE DEPOT	912246935-001	OFFICE SUPPLIES, MISCELLANEOUS	$52.27	*10011100-54100*	*SUPPLIES*	*$8.61*
				10012100-54100	*SUPPLIES*	*$43.66*
	910794280-001	OFFICE SUPPLIES, MISCELLANEOUS	$24.57	*10012200-54100*	*SUPPLIES*	*$24.57*
	910794011-001	OFFICE SUPPLIES, MISCELLANEOUS	$74.89	*10012200-54100*	*SUPPLIES*	*$74.89*
	915524753-001	OFFICE SUPPLIES, MISCELLANEOUS	$323.52	*10012200-54100*	*SUPPLIES*	*$323.52*
	913645200-001	OFFICE SUPPLIES, MISCELLANEOUS	$41.43	*10013400-54100*	*SUPPLIES*	*$20.71*
				20413500-54100	*SUPPLIES*	*$20.72*
	916912987-001	OFFICE SUPPLIES, MISCELLANEOUS	$11.32	*10023100-54100*	*SUPPLIES*	*$11.32*
	916912988-001	OFFICE SUPPLIES, MISCELLANEOUS	$14.23	*10023100-54100*	*SUPPLIES*	*$14.23*
	915075789-001	OFFICE SUPPLIES, MISCELLANEOUS	$55.44	*10024210-54100*	*SUPPLIES*	*$55.44*
	912037076-001	OFFICE SUPPLIES, MISCELLANEOUS	$91.68	*10024210-54100*	*SUPPLIES*	*$30.56*
				82024410-54100	*SUPPLIES*	*$30.56*
				84024420-54100	*SUPPLIES*	*$30.56*
	909377677-001	OFFICE SUPPLIES, MISCELLANEOUS	$94.97	*20413500-54100*	*SUPPLIES*	*$3.25*
				20513300-54100	*SUPPLIES*	*$91.72*
	913029499-001	OFFICE SUPPLIES, MISCELLANEOUS	$12.27	*64020213-54100*	*SUPPLIES*	*$12.27*
	913029758-001	OFFICE SUPPLIES, MISCELLANEOUS	$16.30	*64020213-54100*	*SUPPLIES*	*$16.30*
	917052564-001	OFFICE SUPPLIES, MISCELLANEOUS	$100.55	*64020213-54100*	*SUPPLIES*	*$100.55*
	912001120-001	OFFICE SUPPLIES, MISCELLANEOUS	$112.86	*64020213-54100*	*SUPPLIES*	*$112.86*
	910794535-001	OFFICE SUPPLIES, MISCELLANEOUS	$165.07	*64020213-54100*	*SUPPLIES*	*$165.07*

List of Checks Presented for Approval on 4/20/2017

Invoices

Vendor Name	Invoice #	Invoice Description	Invoice Amt	Invoice Account Detail and Allocation Detail		
OFFICE DEPOT	914206210-001	OFFICE SUPPLIES, MISCELLANEOUS	$337.03	*64020213-54100*	*SUPPLIES*	*$337.03*
	914085855-001	OFFICE SUPPLIES, MISCELLANEOUS	$97.08	*70024500-54100*	*SUPPLIES*	*$97.08*
					Vendor Total:	*$1,726.96*
ONE TIME PAY VENDOR	DV041017	REFUND OF FEES	$100.00	*10023110-44153*	*STAFF REVIEW & RESEARCH*	*$100.00*
	113565-6	UTILITIES REFUND	$104.52	*90100000-10421*	*UTILITY RECEIVABLES CLEARING*	*$104.52*
	71356-0	UTILITIES REFUND	$112.20	*90100000-10421*	*UTILITY RECEIVABLES CLEARING*	*$112.20*
	111777-9	UTILITIES REFUND	$120.54	*90100000-10421*	*UTILITY RECEIVABLES CLEARING*	*$120.54*
	115999-5	UTILITIES REFUND	$280.99	*90100000-10421*	*UTILITY RECEIVABLES CLEARING*	*$280.99*
	DV 041017	APPLICATION REFUND	$600.00	*10023110-42320*	*VAR/USE & SITE DEV PERMITS*	*$600.00*
					Vendor Total:	*$1,318.25*
ONESOURCE DISTRIBUTORS LLC	S5456179.001	SUPPLIES AS NEEDED	$238.40	*80000000-12104*	*INVENTORY - PURCHASES*	*$238.40*
	S5441781.001	SUPPLIES AS NEEDED	$852.30	*80000000-12104*	*INVENTORY - PURCHASES*	*$852.30*
					Vendor Total:	*$1,090.70*
OPERATING ENGINEER PUBLIC& MISC EMPLOYEES	86138 APR 2017	MAY 2017 HEALTH INS	$1,687.00	*20700000-20524*	*NON-EMPLOYEE HEALTH INS.PREM*	*$1,687.00*
					Vendor Total:	*$1,687.00*
ORACLE OAK LLC	INV 013017	MUSEUM LANDSCAPE	$1,044.00	*31022700-80230*	*INFRASTRUCTURE*	*$1,044.00*
					Vendor Total:	*$1,044.00*
PACE SUPPLY CORPORATION	023810249	MISCELLANEOUS ITEMS AS NEEDED	$225.01	*90000000-23237*	*DISTRICT USE TAX-MEASURE S*	*($1.13)*
				84024425-56120	*EQUIPMENT MAINTENANCE & REPAIR*	*$2.26*
				84024425-56120	*EQUIPMENT MAINTENANCE & REPAIR*	*$225.01*

List of Checks Presented for Approval on 4/20/2017

Invoices

Vendor Name	Invoice #	Invoice Description	Invoice Amt	Invoice Account Detail and Allocation Detail		
PACE SUPPLY CORPORATION	023810249	MISCELLANEOUS ITEMS AS NEEDED	$225.01	*90000000-23028*	*MEASURE Y DISTRICT TAX*	*($1.13)*
	023751173-1	PLUMBING EQUIPMENT, FIXTURES,	$699.03	*82000000-12104*	*INVENTORY - PURCHASES*	*$699.03*
	023787662	WATER SUPPLY, GROUNDWATER, SEW	$1,080.43	*82024414-54100*	*SUPPLIES*	*$1,080.43*
					Vendor Total:	*$2,004.47*
PERISCOPE HOLDINGS	SI-2895	COMMODITY CODE LICENSE RENEWAL JUNE17-MAY18	$495.00	*20413500-57300*	*MEMBERSHIPS & SUBSCRIPTIONS*	*$495.00*
					Vendor Total:	*$495.00*
PETERSON CAT	PC060137218	PARTS & SERVICE REPAIRS AS NEE	$142.23	*10520210-56130*	*EXTERNAL SERVICES*	*$0.65*
				10520210-56130	*EXTERNAL SERVICES*	*$142.23*
				90000000-23028	*MEASURE Y DISTRICT TAX*	*($0.65)*
	PC060137261	PARTS & SERVICE REPAIRS AS NEE	$666.94	*10521210-56130*	*EXTERNAL SERVICES*	*$3.08*
				10521210-56130	*EXTERNAL SERVICES*	*$666.94*
				90000000-23028	*MEASURE Y DISTRICT TAX*	*($3.08)*
					Vendor Total:	*$809.17*
PETERSON TRUCKS INC	269547P	SUPPLIES AN NEEDED	$24.35	*80026400-56130*	*EXTERNAL SERVICES*	*$0.11*
				80026400-56130	*EXTERNAL SERVICES*	*$24.35*
				90000000-23028	*MEASURE Y DISTRICT TAX*	*($0.11)*
	269213P	SUPPLIES AS NEEDED	$75.13	*20324100-58510*	*REIMBRSABLE JOBS*	*$75.13*
					Vendor Total:	*$99.48*
PG&E CO	APR-17-3822	UTILITIES	$10,432.80	*10022100-55210*	*UTILITIES*	*$40.54*
				10022300-55210	*UTILITIES*	*$7.84*
				20822500-55210	*UTILITIES*	*$2,210.87*

List of Checks Presented for Approval on 4/20/2017

Invoices

Vendor Name	Invoice #	Invoice Description	Invoice Amt	Invoice Account Detail and Allocation Detail		
PG&E CO	APR-17-3822	UTILITIES	$10,432.80	*69122700-55210*	*UTILITIES*	*$97.67*
				70024500-55210	*UTILITIES*	*$605.57*
				73022600-55210	*UTILITIES*	*$203.96*
				73022600-55210	*UTILITIES*	*$1,278.74*
				77725200-55210	*UTILITIES*	*$50.94*
				82024411-55210	*UTILITIES*	*$494.42*
				84024421-55210	*UTILITIES*	*$91.67*
				84024425-55210	*UTILITIES*	*$5,350.58*
	APR-17-7075	UTILITIES	$62.38	*20822500-55210*	*UTILITIES*	*$62.38*
	MAR-17-0853	UTILITIES	$2,423.51	*31122870-55210*	*UTILITIES*	*$2,423.51*
					Vendor Total:	*$12,918.69*
POLYDYNE INC	112.6116	LIQ POLYMER ALKYLAMINE	$3,452.00	*84024425-58202*	*CHEMICALS*	*$3,452.00*
					Vendor Total:	*$3,452.00*
POWER INDUSTRIES INC	728319	LOVEJOY REMOVAL KIT	$4,233.42	*84024425-56120*	*EQUIPMENT MAINTENANCE & REPAIR*	*$4,233.42*
					Vendor Total:	*$4,233.42*
PRESS DEMOCRAT	2771422	EMPLOYMENT ADVERTISEMENT	$563.00	*10016100-54162*	*HR - ADVERTISING*	*$563.00*
					Vendor Total:	*$563.00*
PUBLIC SERVICE DEPARTMENT	MAR--17	UTILITIES	$91,793.23	*80626500-52133*	*MONTHLY DISCOUNT PROGRAM*	*$101.16*
				10012400-55210	*UTILITIES*	*$300.43*
				10022100-55210	*UTILITIES*	*$5,826.38*
				10022300-55210	*UTILITIES*	*$3,051.84*
				10024214-55210	*UTILITIES*	*$485.21*

List of Checks Presented for Approval on 4/20/2017

Invoices

Vendor Name	Invoice #	Invoice Description	Invoice Amt	Invoice Account Detail and Allocation Detail		
PUBLIC SERVICE DEPARTMENT	MAR–17	UTILITIES	$91,793.23	*10024220-55210*	*UTILITIES*	*$46.73*
				10024220-55210	*UTILITIES*	*$57.38*
				10024220-55210	*UTILITIES*	*$91.49*
				10024220-55210	*UTILITIES*	*$449.87*
				20620231-55210	*UTILITIES*	*$60.57*
				20822500-55210	*UTILITIES*	*$5,936.83*
				20824300-55210	*UTILITIES*	*$1,583.11*
				25024300-55210	*UTILITIES*	*$25.67*
				64020213-55210	*UTILITIES*	*$533.82*
				69122700-55210	*UTILITIES*	*$1,767.16*
				73022600-55210	*UTILITIES*	*$2,257.60*
				77725200-55210	*UTILITIES*	*$2,370.10*
				80026400-55210	*UTILITIES*	*$310.04*
				80026400-55210	*UTILITIES*	*$1,126.25*
				80526610-55210	*UTILITIES*	*$9,086.50*
				82024411-55210	*UTILITIES*	*$28.69*
				82024411-55210	*UTILITIES*	*$91.48*
				82024411-55210	*UTILITIES*	*$103.34*
				82024411-55210	*UTILITIES*	*$449.88*
				82024411-55210	*UTILITIES*	*$13,725.47*
				84024421-55210	*UTILITIES*	*$28.69*
				84024421-55210	*UTILITIES*	*$66.63*
				84024425-55210	*UTILITIES*	*$41,830.91*

List of Checks Presented for Approval on 4/20/2017

Invoices

Vendor Name	Invoice #	Invoice Description	Invoice Amt	Invoice Account Detail and Allocation Detail		
					Vendor Total:	$91,793.23
REDWOOD EMPIRE MUNICIPAL INSURANCE FUND	4TH WC QTR	4TH QTR WC PREMIUM	$41,361.01	20212400-52522	LIABILITY INSURANCE DEDUCT	$29,074.26
				20212400-52524	PROPERTY INSURANCE	$12,286.75
	3RD WC QTR	2016/2017 WORKERS COMP 4TH QTR PREMIUM /DEDUCTIBLE	$257,214.60	20112400-52525	WORKER'S COMP. EXPENSE	$109,043.60
				20112400-52525	WORKER'S COMP. EXPENSE	$148,171.00
					Vendor Total:	$298,575.61
REDWOOD TOXICOLOGY LAB INC	00169820173	DRUG SCREENING TESTING	$99.00	10520210-52100	CONTRACTED SERVICES	$99.00
					Vendor Total:	$99.00
REGENTS OF THE UNIVERSITY OF CALIFORNIA	83A99-2	GROUNDWATER CHARACTERIZATION S	$14,000.00	82024410-52100	CONTRACTED SERVICES	$14,000.00
	83A99-1	GROUNDWATER CHARACTERIZATION S	$17,500.00	82024410-52100	CONTRACTED SERVICES	$17,500.00
					Vendor Total:	$31,500.00
REMY MOOSE MANLEY LLP	105501	RETAIN TO REP CITY IN LAWSUIT	$279.00	10014000-52100	CONTRACTED SERVICES	$279.00
					Vendor Total:	$279.00
RILEYS COMPLIANCE CONSULTING	DV041017	SPEAKING ENGAGEMENT	$650.00	10018000-52100	CONTRACTED SERVICES	$650.00
					Vendor Total:	$650.00
RINO PACIFIC	CL18045	FUEL AS NEEDED	$153.51	82024414-56210	FUEL & FLUIDS	$82.90
				84024421-56210	FUEL & FLUIDS	$70.61
					Vendor Total:	$153.51
ROBERT RAMSEIER	ER 050417	EMPLOYEE REIMBURSEMENT	$305.00	10521210-57100	CONFERENCE & TRAINING	$305.00
					Vendor Total:	$305.00

List of Checks Presented for Approval on 4/20/2017

Invoices

Vendor Name	Invoice #	Invoice Description	Invoice Amt	Invoice Account Detail and Allocation Detail		
SAUCY	163196B	MISC FOOD DISHES AS NEEDED FOR	$41.26	73022600-54100	SUPPLIES	$41.26
					Vendor Total:	$41.26
SCHAT'S BAKERY	STMT MAR-17	PROVIDE MISCELLANOUS FOOD DISH	$210.65	10013400-57100	CONFERENCE & TRAINING	$25.15
				82024410-57100	CONFERENCE & TRAINING	$44.30
				84024420-57100	CONFERENCE & TRAINING	$44.30
				10022810-54100	SUPPLIES	$96.90
					Vendor Total:	$210.65
SEAN WHITE	TA 4/24-28/17	TRAVEL ADVANCE	$674.35	82024410-57100	CONFERENCE & TRAINING	$674.35
					Vendor Total:	$674.35
SIERRA CHEMICAL	SLS10043746	LIQ SODIUM HYPOCHLORITE	$3,075.19	84024425-58202	CHEMICALS	$3,075.19
	SLS10045154	LIQ SODIUM HYPOCHLORITE	$3,075.45	84024425-58202	CHEMICALS	$3,075.45
					Vendor Total:	$6,150.64
SNAP-ON INDUSTRIAL	ARV/32083876	TOOLS AS NEEDED	$20.32	20324100-54102	SMALL TOOLS	$20.32
	ARV/32143469	MISC PARTS	$22.72	20324100-54102	SMALL TOOLS	$22.72
	ARV/32060562	TOOLS AS NEEDED	$66.76	20324100-54102	SMALL TOOLS	$66.76
	ARV/32137941	MISC PARTS	$381.37	20324100-54102	SMALL TOOLS	$381.37
	ARV/32169443	MISC PARTS	$5,044.99	20324100-54102	SMALL TOOLS	$5,044.99
	ARV/32055143	TOOLS AS NEEDED	$19.70	84024425-54102	SMALL TOOLS	$19.70
	ARV/32058647	TOOLS AS NEEDED	$253.31	84024425-54102	SMALL TOOLS	$253.31
					Vendor Total:	$5,809.17

List of Checks Presented for Approval on 4/20/2017

Invoices

Vendor Name	Invoice #	Invoice Description	Invoice Amt	Invoice Account Detail and Allocation Detail		
SOLID WASTES SYSTEMS INC	FEB 17	RESIDENTIAL GARBAGE FEES	$22,440.65	*90200000-52170*	*UKIAH WASTE SOLUTIONS*	*$22,440.65*
					Vendor Total:	*$22,440.65*
SOUTHWIRE C/O YOUNG & COMPANY	216031069	ELECTRICAL CABLES AND WIRES (N	($2,701.31)	*80000000-12104*	*INVENTORY - PURCHASES*	*($2,701.31)*
	91190331	ELECTRICAL CABLES AND WIRES (N	$3,000.24	*80000000-12104*	*INVENTORY - PURCHASES*	*$3,000.24*
					Vendor Total:	*$298.93*
STATE WATER RESOURCES CONTROL BOARD	DV 041017	WASTE WATER I CERT RENEWAL	$170.00	*82024411-57100*	*CONFERENCE & TRAINING*	*$170.00*
	SW-0130843	ANNUAL PERMIT #1-23I007118	$1,676.00	*77725200-52100*	*CONTRACTED SERVICES*	*$1,676.00*
					Vendor Total:	*$1,846.00*
TELSTAR INSTRUMENTS INC	89644	EQUIPMENT MAINT, REPAIR, AND R	$1,120.00	*84024425-52100*	*CONTRACTED SERVICES*	*$1,120.00*
					Vendor Total:	*$1,120.00*
THURSTON CHRYSLER DODGE JEEP RAM	198355	PARTS AS NEEDED	$495.53	*10520210-56130*	*EXTERNAL SERVICES*	*$495.53*
					Vendor Total:	*$495.53*
TIM ERIKSEN	TA 4/24-28/17	TRAVEL ADVANCE	$406.85	*82024410-57100*	*CONFERENCE & TRAINING*	*$406.85*
					Vendor Total:	*$406.85*
TRIPLE S CAMERA SHOP	FC252	FINANCE CHARGE	$0.49	*10010000-54100*	*SUPPLIES*	*$0.49*
	108726	PHOTOGRAPHY SERVICES	$140.45	*10010000-54100*	*SUPPLIES*	*$140.45*
					Vendor Total:	*$140.94*
TUFTS POLYGRAPH & INVESTIGATION	2017-315	POLYGRAPH & INVESTIGATION SERVICES	$650.00	*10520210-52100*	*CONTRACTED SERVICES*	*$650.00*
					Vendor Total:	*$650.00*
UKIAH AUTO PARTS	989222	AUTO & MACHINE PARTS & MATERIA	$9.57	*82024411-56300*	*BUILDING MAINT. & REPAIR*	*$9.57*

List of Checks Presented for Approval on 4/20/2017

Invoices

Vendor Name	Invoice #	Invoice Description	Invoice Amt	Invoice Account Detail and Allocation Detail		
UKIAH AUTO PARTS	985830	AUTO & MACHINE PARTS & MATERIA	$16.16	*84024425-56120*	*EQUIPMENT MAINTENANCE & REPAIR*	*$16.16*
	986533	AUTO & MACHINE PARTS & MATERIA	$9.60	*20324100-56112*	*EQUIPMENT PARTS FOR RESALE*	*$9.60*
	989083	AUTO & MACHINE PARTS & MATERIA	$12.84	*20324100-56112*	*EQUIPMENT PARTS FOR RESALE*	*$12.84*
	988230	AUTO & MACHINE PARTS & MATERIA	$22.44	*20324100-56112*	*EQUIPMENT PARTS FOR RESALE*	*$22.44*
	990089	AUTO & MACHINE PARTS & MATERIA	$17.25	*10024220-56130*	*EXTERNAL SERVICES*	*$17.25*
	986960	AUTO & MACHINE PARTS & MATERIA	$92.89	*10520210-56130*	*EXTERNAL SERVICES*	*$92.89*
	989006	AUTO & MACHINE PARTS & MATERIA	$8.93	*10521210-56130*	*EXTERNAL SERVICES*	*$8.93*
	986741	AUTO & MACHINE PARTS & MATERIA	$13.87	*10521210-56130*	*EXTERNAL SERVICES*	*$13.87*
	987104	AUTO & MACHINE PARTS & MATERIA	$31.69	*10521210-56130*	*EXTERNAL SERVICES*	*$31.69*
	990614	AUTO & MACHINE PARTS & MATERIA	$46.38	*10521210-56130*	*EXTERNAL SERVICES*	*$46.38*
	989038	AUTO & MACHINE PARTS & MATERIA	$7.36	*20822500-56130*	*EXTERNAL SERVICES*	*$7.36*
	989406	AUTO & MACHINE PARTS & MATERIA	$116.83	*20822500-56130*	*EXTERNAL SERVICES*	*$116.83*
	990684	AUTO & MACHINE PARTS & MATERIA	($18.00)	*80026400-56130*	*EXTERNAL SERVICES*	*($18.00)*
	990615	AUTO & MACHINE PARTS & MATERIA	$117.57	*80026400-56130*	*EXTERNAL SERVICES*	*$117.57*
	990441	AUTO & MACHINE PARTS & MATERIA	$38.82	*82024414-56130*	*EXTERNAL SERVICES*	*$38.82*
	986536	AUTO & MACHINE PARTS & MATERIA	$5.37	*20822500-56210*	*FUEL & FLUIDS*	*$5.37*
	987264	AUTO & MACHINE PARTS & MATERIA	$10.02	*20324100-58510*	*REIMBRSABLE JOBS*	*$10.02*
	990201	AUTO & MACHINE PARTS & MATERIA	$20.19	*20324100-58510*	*REIMBRSABLE JOBS*	*$20.19*
	990629	AUTO & MACHINE PARTS & MATERIA	$43.14	*20324100-58510*	*REIMBRSABLE JOBS*	*$43.14*

List of Checks Presented for Approval on 4/20/2017

Invoices

Vendor Name	Invoice #	Invoice Description	Invoice Amt	Invoice Account Detail and Allocation Detail		
UKIAH AUTO PARTS	990362	AUTO & MACHINE PARTS & MATERIA	$75.49	*20324100-58510*	*REIMBRSABLE JOBS*	*$75.49*
	987224	AUTO & MACHINE PARTS & MATERIA	$196.21	*20324100-58510*	*REIMBRSABLE JOBS*	*$196.21*
	987207	AUTO & MACHINE PARTS & MATERIA	$24.55	*82024411-54102*	*SMALL TOOLS*	*$24.55*
	986712	AUTO & MACHINE PARTS & MATERIA	$11.62	*20324100-54100*	*SUPPLIES*	*$11.62*
	990432	AUTO & MACHINE PARTS & MATERIA	$19.56	*20324100-54100*	*SUPPLIES*	*$19.56*
	989233	AUTO & MACHINE PARTS & MATERIA	$99.55	*80026330-54100*	*SUPPLIES*	*$99.55*
	986573	AUTO & MACHINE PARTS & MATERIA	$7.75	*82024414-54100*	*SUPPLIES*	*$7.75*
	986711	AUTO & MACHINE PARTS & MATERIA	$17.25	*84024425-54100*	*SUPPLIES*	*$17.25*
					Vendor Total:	*$1,074.90*
UKIAH TROPHIES & GIFTS	864994	2017 WOMAN BASKETBALL	$108.25	*10022821-54100*	*SUPPLIES*	*$108.25*
	829414	PASSPORT TAGS FOR STUCTURAL & WILDLAND HELMETS	$204.97	*10521210-54100*	*SUPPLIES*	*$204.97*
					Vendor Total:	*$313.22*
UKIAH VALLEY ASSOCIATION FOR HABILITATION INC	IN19063	JANITORIAL SVCS-WWTP FY 16/17	$800.00	*84024425-52100*	*CONTRACTED SERVICES*	*$800.00*
					Vendor Total:	*$800.00*
ULINE	85632302	SUPPLIES-LASER DISTANCE METER	$183.99	*10023100-54100*	*SUPPLIES*	*$183.99*
					Vendor Total:	*$183.99*
UNITED SITE SERVICES	114-5163676	PORTABLE TOILET RENTAL	$279.38	*10022832-54100*	*SUPPLIES*	*$279.38*
	114-5163677	PORTABLE TOILET RENTAL	$279.38	*10022832-54100*	*SUPPLIES*	*$279.38*
					Vendor Total:	*$558.76*

List of Checks Presented for Approval on 4/20/2017

Invoices

Vendor Name	Invoice #	Invoice Description	Invoice Amt	Invoice Account Detail and Allocation Detail		
UNIVAR USA INC	SJ803396	SODIUM BISULFITE	$5,326.26	*84024425-58202*	*CHEMICALS*	*$5,326.26*
					Vendor Total:	*$5,326.26*
UTILITY DESIGN SERVICES LLC	35	DESIGN, ENGINEERNG & CONSULTAN	$5,504.11	*80026400-52100*	*CONTRACTED SERVICES*	*$5,504.11*
					Vendor Total:	*$5,504.11*
VAN LANT & FANKHANEL	IN 041017	AUDIT SVCS, 5-YEAR AGREEMENT	$16,500.00	*10013400-52100*	*CONTRACTED SERVICES*	*$16,500.00*
					Vendor Total:	*$16,500.00*
VICHY HOT SPRINGS RESORT & INN	DV 041717	SEWER ADJUSTMENT REFUND	$24,927.36	*94000000-44728*	*SEWER COMM MODERAT/UNIT UVSD*	*$24,927.36*
					Vendor Total:	*$24,927.36*
WESCO DISTRIBUTION INC	141590	SUPPLIES AS NEEDED	$290.18	*80000000-12104*	*INVENTORY - PURCHASES*	*$290.18*
					Vendor Total:	*$290.18*
WESTERN WATER CONSTRUCTORS INC	48056	Contract 1516202 retainage 04/18/2017 to	$15,252.50	*82200000-20150*	*AP CONTRACT RETAINAGE*	*$7,135.00*
				82200000-20150	*AP CONTRACT RETAINAGE*	*$8,117.50*
	8	SPEC 16-02 SITE DEVELOPMENT WE	$305,050.00	*82224413-80230*	*INFRASTRUCTURE*	*$142,700.00*
				82224413-80230	*INFRASTRUCTURE*	*$162,350.00*
					Vendor Total:	*$320,302.50*
WILLITS SEVENTH DAY ADVENTIST SCHOOL	DV 041217	2016/2017 BASKETBALL SEASON	$900.00	*10022831-52600*	*RENT*	*$900.00*
					Vendor Total:	*$900.00*
					INVOICE TOTAL:	***$1,458,524.58***

List of Checks Presented for Approval on 4/28/2017

The following list of bills payable was reviewed and approved for payment.

5-8-17

Signature

Invoices

Vendor Name	Invoice #	Invoice Description	Invoice Amt	Invoice Account Detail and Allocation Detail		
AACTION RENTS	268315-2	EQUIPMENT & MACHINERY RENTAL A	$500.00	*84024425-52100*	*CONTRACTED SERVICES*	*$500.00*
					Vendor Total:	*$500.00*
ACCURATE AIR ENGINEERING INC	L-068946	PARTS AS NEEDED	$144.34	*84024425-56120*	*EQUIPMENT MAINTENANCE & REPAIR*	*$144.34*
					Vendor Total:	*$144.34*
ALLEN JAMES	DV042017	INSTRUCTOR	$368.00	*10022850-52100*	*CONTRACTED SERVICES*	*$368.00*
					Vendor Total:	*$368.00*
ALPINE AWARDS	5516270	YOUTH BASKETBALL T-SHIRTS	$433.67	*10022831-54100*	*SUPPLIES*	*$433.67*
					Vendor Total:	*$433.67*
ALTEC INDUSTRIES INC	8170379	TRUCKS (INCLUDING, DIESEL, GAS	$74,973.19	*80100000-80100*	*MACHINERY & EQUIPMENT*	*$74,973.19*
					Vendor Total:	*$74,973.19*
ANDERSON VALLEY NURSERY	0649	PLANTS FOR OUTDOOR NATURE ED	$274.44	*90000000-23237*	*DISTRICT USE TAX-MEASURE S*	*($0.63)*
				31022700-80230	*INFRASTRUCTURE*	*$1.91*
				31022700-80230	*INFRASTRUCTURE*	*$274.44*
				90000000-23028	*MEASURE Y DISTRICT TAX*	*($1.28)*
					Vendor Total:	*$274.44*

List of Checks Presented for Approval on 4/28/2017

Invoices

Vendor Name	Invoice #	Invoice Description	Invoice Amt	Invoice Account Detail and Allocation Detail		
ARGONAUT CONSTRUCTORS	DV041717	2016 SEWER & WATER REPLACEMENT	$173,092.10	*51024220-80230*	*INFRASTRUCTURE*	*$4,263.87*
				82224413-80230	*INFRASTRUCTURE*	*$166,317.31*
				84024421-80230	*INFRASTRUCTURE*	*$2,510.92*
					Vendor Total:	*$173,092.10*
ARROW FENCING	76559	TEMP FENCE PANELS-GRACE HUDSON	$366.51	*69122700-56300*	*BUILDING MAINT. & REPAIR*	*$366.51*
					Vendor Total:	*$366.51*
AVIATION LABORATORIES	0296909-IN	SUPPLIES AS NEEDED	$231.60	*77725200-58401*	*AVIATION FUEL*	*$12.91*
				77725200-58401	*AVIATION FUEL*	*$231.60*
				90000000-23252	*DISTRICT USE TAX-LIBRARIES*	*($0.20)*
				90000000-23237	*DISTRICT USE TAX-MEASURE S*	*($0.77)*
				90000000-23028	*MEASURE Y DISTRICT TAX*	*($0.77)*
				90000000-23013	*STATE USE TAX LIABILITY*	*($11.17)*
					Vendor Total:	*$231.60*
BENJAMIN KAGEYAMA	TR 04/11/17	TRAVEL REIMBURSEMENT	$15.00	*10024210-57100*	*CONFERENCE & TRAINING*	*$15.00*
					Vendor Total:	*$15.00*
BIO REMEDIATION	04-13-2017-1	CHEM SUPPLIES AS NEEDED	$920.00	*84024425-58202*	*CHEMICALS*	*$920.00*
					Vendor Total:	*$920.00*
BLACK OAK COFFEE ROASTERS	7523	MISC COFFEE SUPPLIES AS NEEDED	$45.00	*73022600-54100*	*SUPPLIES*	*$45.00*
					Vendor Total:	*$45.00*
BSN SPORTS	98941866	BASEBALL/VOLLEYBALL EQUIPMENT	$432.86	*10022824-54100*	*SUPPLIES*	*$32.86*

List of Checks Presented for Approval on 4/28/2017

Invoices

Vendor Name	Invoice #	Invoice Description	Invoice Amt	Invoice Account Detail and Allocation Detail		
BSN SPORTS	98941866	BASEBALL/VOLLEYBALL EQUIPMENT	$432.86	*10022832-54100*	*SUPPLIES*	*$400.00*
					Vendor Total:	*$432.86*
CALIFORNIA FLORA NURSERY	79438	PLANTS FOR OUTDOOR NATURE ED	$554.04	*31022700-80230*	*INFRASTRUCTURE*	*$554.04*
					Vendor Total:	*$554.04*
CHRIS MCMAHAN	DV041717	BOOT REIMBURSEMENT	$58.10	*10022100-54100*	*SUPPLIES*	*$58.10*
					Vendor Total:	*$58.10*
CHRISTOPHER DEWEY	TA 5/9-10/17	TRAVEL ADVANCE	$296.30	*10520210-57100*	*CONFERENCE & TRAINING*	*$296.30*
	TR 04/8-13/17	TRAVEL REIMBURSEMENT	$49.95	*63020210-57100*	*CONFERENCE & TRAINING*	*$49.95*
					Vendor Total:	*$346.25*
CHROMAGRAPHICS	59332	BUSINESS CARDS	$278.01	*10016100-54160*	*HR - CITY LIABILITY & CONTRACT*	*$55.61*
				10520210-54100	*SUPPLIES*	*$55.60*
				10520210-54100	*SUPPLIES*	*$55.60*
				73022600-54100	*SUPPLIES*	*$55.60*
				82024414-54100	*SUPPLIES*	*$27.80*
				84024421-54100	*SUPPLIES*	*$27.80*
	59746	BUSINESS CARDS	$87.68	*10023100-54100*	*SUPPLIES*	*$43.84*
				10024210-54100	*SUPPLIES*	*$14.62*
				82024410-54100	*SUPPLIES*	*$14.61*
				84024420-54100	*SUPPLIES*	*$14.61*
					Vendor Total:	*$365.69*

List of Checks Presented for Approval on 4/28/2017

Invoices

Vendor Name	Invoice #	Invoice Description	Invoice Amt	Invoice Account Detail and Allocation Detail		
COASTSIDE CONCRETE	9	PERKINS ST UNDERGROUNDING PROJ	$58,802.56	*80026120-80230*	*INFRASTRUCTURE*	*$50,314.35*
				80526610-80230	*INFRASTRUCTURE*	*$8,488.21*
					Vendor Total:	*$58,802.56*
DARREN WOJCIESZAK	170428-DW	ADV DISABILITY PENSION PMT	$1,763.87	*90000000-10410*	*ACCOUNTS RECEIVABLE*	*$1,763.87*
					Vendor Total:	*$1,763.87*
DAVID BIGLER	1	DEVELOPMENT OF WATER CONS METH	$4,225.00	*82224413-80230*	*INFRASTRUCTURE*	*$4,225.00*
					Vendor Total:	*$4,225.00*
DC ELECTRIC GROUP INC	27893	EQUIPMENT MAINT, REPAIR, AND R	$600.00	*10024214-52100*	*CONTRACTED SERVICES*	*$600.00*
					Vendor Total:	*$600.00*
DELL MARKETING LP	10160214219	LAPTOP	$1,836.56	*10023100-54100*	*SUPPLIES*	*$1,836.56*
	10160410853	MINI TOWER	$2,516.00	*10023100-54100*	*SUPPLIES*	*$2,516.00*
	10160214200	MINI TOWER	$1,433.79	*20513300-54100*	*SUPPLIES*	*$1,433.79*
	10160089403	PROJECTOR	$1,356.82	*73022600-54100*	*SUPPLIES*	*$1,356.82*
	10158579360	LAPTOP X 2	$7,271.85	*82024414-54100*	*SUPPLIES*	*$3,635.93*
				84024421-54100	*SUPPLIES*	*$3,635.92*
					Vendor Total:	*$14,415.02*
DENNIS PARDINI	DV041917	EMP REIMBURSEMENT BREAK ROOM ANTENNA	$35.99	*80026120-57100*	*CONFERENCE & TRAINING*	*$35.99*
					Vendor Total:	*$35.99*
DEPARTMENT OF JUSTICE	229342	CHEM TEST/SUPPORT CRIMINAL INV	$105.00	*10520210-52100*	*CONTRACTED SERVICES*	*$105.00*

List of Checks Presented for Approval on 4/28/2017

Invoices

Vendor Name	Invoice #	Invoice Description	Invoice Amt	Invoice Account Detail and Allocation Detail		
DEPARTMENT OF JUSTICE	229468	CLETS-QUARTERLY FYE 2017	$1,200.48	*20620231-55100*	*TELEPHONE*	*$1,200.48*
					Vendor Total:	*$1,305.48*
DETROIT INDUSTRIAL TOOL	548437	SUPPLIES AS NEEDED	$259.31	*90000000-23252*	*DISTRICT USE TAX-LIBRARIES*	*($0.29)*
				90000000-23237	*DISTRICT USE TAX-MEASURE S*	*($1.13)*
				84024421-54100	*SUPPLIES*	*$1.42*
				84024421-54100	*SUPPLIES*	*$259.31*
					Vendor Total:	*$259.31*
DIANN LUCCHETTI	DV041717	EMP REIMBURSEMENT-EUD STAFF MTG LUNCH	$69.85	*80026110-54100*	*SUPPLIES*	*$69.85*
					Vendor Total:	*$69.85*
ENGINEERING NEWS-RECORD	DV041917	ANNUAL RENEWAL	$87.00	*10024210-57300*	*MEMBERSHIPS & SUBSCRIPTIONS*	*$21.75*
				70024500-57300	*MEMBERSHIPS & SUBSCRIPTIONS*	*$21.75*
				82024410-57300	*MEMBERSHIPS & SUBSCRIPTIONS*	*$21.75*
				84024420-57300	*MEMBERSHIPS & SUBSCRIPTIONS*	*$21.75*
					Vendor Total:	*$87.00*
EXCISE TAX DIVISION	1ST QTR-2017	1ST QTR 2017 ELECTRICAL ENERGY SURCHARGE RETURN	$8,002.00	*90000000-23009*	*ELECTRIC SURCHARGE TRUST*	*$8,002.00*
					Vendor Total:	*$8,002.00*
FARWEST LINE SPECIALTIES LLC	224279	CLOTHING: ATHLETIC, CASUAL, DR	$127.69	*80026400-54100*	*SUPPLIES*	*$127.69*
					Vendor Total:	*$127.69*
FASTENAL	CAUKA25768	SUPPLIES AS NEEDED	$109.40	*82024414-54100*	*SUPPLIES*	*$109.40*
					Vendor Total:	*$109.40*

List of Checks Presented for Approval on 4/28/2017

Invoices

Vendor Name	Invoice #	Invoice Description	Invoice Amt	Invoice Account Detail and Allocation Detail		
FULWIDER OUTDOOR POWER EQUIP	1652286	PARTS AS NEEDED	$130.68	*10024220-56130*	*EXTERNAL SERVICES*	*$130.68*
					Vendor Total:	*$130.68*
GARTON TRACTOR INC	CU28887	PARTS AS NEEDED	$54.71	*82024411-56130*	*EXTERNAL SERVICES*	*$54.71*
	CU28883	PARTS AS NEEDED	$92.10	*82024411-56130*	*EXTERNAL SERVICES*	*$92.10*
					Vendor Total:	*$146.81*
GEARY, SHEA, O'DONNELL, GRATTAN, & MITCHELL	42226	TRIAL COUNSEL IN UVSD VS. COU	$42,767.42	*84424422-52100*	*CONTRACTED SERVICES*	*$42,767.42*
					Vendor Total:	*$42,767.42*
GENERAL PACIFIC INC	1279467	ELECTRICAL EQUIPMENT AND SUPPL	$1,003.86	*80026110-54100*	*SUPPLIES*	*$1,003.86*
					Vendor Total:	*$1,003.86*
GHD INC	79618	TRANSPORTATION IMPROVEMENTS RE	$67,478.75	*25024210-80230*	*INFRASTRUCTURE*	*$67,478.75*
					Vendor Total:	*$67,478.75*
GINA GRECO	DV041917	INSTRUCTOR	$133.00	*10022850-52100*	*CONTRACTED SERVICES*	*$133.00*
					Vendor Total:	*$133.00*
GOLDEN STATE EMERGENCY VEHICLE SERVICE INC	CI006870	PARTS AS NEEDED	$325.26	*90000000-23237*	*DISTRICT USE TAX-MEASURE S*	*($0.29)*
				10521210-56130	*EXTERNAL SERVICES*	*$1.43*
				10521210-56130	*EXTERNAL SERVICES*	*$325.26*
				90000000-23028	*MEASURE Y DISTRICT TAX*	*($1.14)*
					Vendor Total:	*$325.26*
GRAYBAR ELECTRIC CO INC	990802398	PARTS AS NEEDED	$224.86	*80000000-12104*	*INVENTORY - PURCHASES*	*$224.86*
					Vendor Total:	*$224.86*

List of Checks Presented for Approval on 4/28/2017

Invoices

Vendor Name	Invoice #	Invoice Description	Invoice Amt	Invoice Account Detail and Allocation Detail		
HOME DEPOT CREDIT SERVICES	8022050	MISCELLANEOUS SUPPLIES AS NEED	$171.52	*10022100-54102*	*SMALL TOOLS*	*$171.52*
	5022974	MISCELLANEOUS SUPPLIES AS NEED	$13.45	*84024425-54102*	*SMALL TOOLS*	*$13.45*
	0033224	MISCELLANEOUS SUPPLIES AS NEED	$80.87	*84024425-54102*	*SMALL TOOLS*	*$80.87*
	2030142	MISCELLANEOUS SUPPLIES AS NEED	$24.11	*10022300-54106*	*SPECIALTY SUPPLIES*	*$24.11*
	5022976	MISCELLANEOUS SUPPLIES AS NEED	$19.35	*10022100-54100*	*SUPPLIES*	*$19.35*
	4033586	MISCELLANEOUS SUPPLIES AS NEED	$31.91	*10022100-54100*	*SUPPLIES*	*$31.91*
	4023067	MISCELLANEOUS SUPPLIES AS NEED	$112.39	*10022100-54100*	*SUPPLIES*	*$112.39*
					Vendor Total:	*$453.60*
INTEGRITY SHRED	68702	DOCUMENT SHREDDING	$57.00	*10520210-54100*	*SUPPLIES*	*$28.50*
				20620231-54100	*SUPPLIES*	*$28.50*
					Vendor Total:	*$57.00*
JESSICA KING	462	QUARTERLY/ANNUAL REPORT 2017	$800.00	*10013400-52100*	*CONTRACTED SERVICES*	*$800.00*
					Vendor Total:	*$800.00*
JM SQUARED & ASSOC INC	117-7181	PARTS AS NEEDED	$715.70	*84024425-56120*	*EQUIPMENT MAINTENANCE & REPAIR*	*$715.70*
					Vendor Total:	*$715.70*
KAREN POPLAWSKI	DV041917	INSTRUCTOR	$252.00	*10022850-52100*	*CONTRACTED SERVICES*	*$252.00*
					Vendor Total:	*$252.00*
KAREN ROCKEL	TA 5/18/17	TRAVEL ADVANCE	$77.60	*20620232-57100*	*CONFERENCE & TRAINING*	*$77.60*
					Vendor Total:	*$77.60*
KATRINA BALLARD	TR 041817	TRAVEL REIMBURSEMENT	$167.41	*10023320-57100*	*CONFERENCE & TRAINING*	*$167.41*
					Vendor Total:	*$167.41*

List of Checks Presented for Approval on 4/28/2017

Invoices

Vendor Name	Invoice #	Invoice Description	Invoice Amt	Invoice Account Detail and Allocation Detail		
MENDOCINO ANIMAL HOSPITAL	158676	VETERINARY SERVICES	$45.30	*10520210-54100*	*SUPPLIES*	*$45.30*
					Vendor Total:	*$45.30*
MENDOCINO COLLEGE	11/29/2016	PLANTS-GRACE HUDSON	$1,679.00	*25024210-80230*	*INFRASTRUCTURE*	*$251.84*
				31022700-80230	*INFRASTRUCTURE*	*$1,427.16*
					Vendor Total:	*$1,679.00*
MENDOCINO COUNTY ENVIRONMENTAL HEALTH	EH32367	POOL FACILITY PERMIT PL016	$270.00	*10022300-54100*	*SUPPLIES*	*$270.00*
	EH32368	POOL FACILITY PERMIT PL096	$270.00	*10022300-54100*	*SUPPLIES*	*$270.00*
					Vendor Total:	*$540.00*
MENDOCINO COUNTY FIRE CHIEFS ASSOCIATION	DV041717	2017 ANNUAL MEMBERSHIP	$100.00	*10521210-57300*	*MEMBERSHIPS & SUBSCRIPTIONS*	*$100.00*
					Vendor Total:	*$100.00*
MENTON BUILDERS INC	225	SERVICES AS NEEDED	$978.00	*31022700-80230*	*INFRASTRUCTURE*	*$978.00*
					Vendor Total:	*$978.00*
MIRACLE PLAYSYSTEMS INC	F2017-0228	ENTRY/EXIT SECTION	$1,916.99	*10022100-54100*	*SUPPLIES*	*$1,916.99*
					Vendor Total:	*$1,916.99*
MOTION INDUSTRIES INC	CA23-503973	BEARING, FITTING & MISCELLANEO	$79.93	*90000000-23237*	*DISTRICT USE TAX-MEASURE S*	*($0.38)*
				80026330-54100	*SUPPLIES*	*$0.38*
				80026330-54100	*SUPPLIES*	*$79.93*
	CA23-504057	BEARING, FITTING & MISCELLANEO	$95.18	*84024425-56120*	*EQUIPMENT MAINTENANCE & REPAIR*	*$95.18*
	CA23-503631	BEARING, FITTING & MISCELLANEO	$352.44	*84024425-56120*	*EQUIPMENT MAINTENANCE & REPAIR*	*$352.44*
	CA23-503881	BEARING, FITTING & MISCELLANEO	$961.71	*84024425-56120*	*EQUIPMENT MAINTENANCE & REPAIR*	*$961.71*

List of Checks Presented for Approval on 4/28/2017

Invoices

Vendor Name	Invoice #	Invoice Description	Invoice Amt	Invoice Account Detail and Allocation Detail		
MOTION INDUSTRIES INC	CA23-504095	BEARING, FITTING & MISCELLANEO	$2,079.00	*84024425-56120*	*EQUIPMENT MAINTENANCE & REPAIR*	*$2,079.00*
					Vendor Total:	*$3,568.26*
NANCY SAWYER	DV 041417	EMPLOYEE REIMBURSEMENT	$35.00	*10520214-52100*	*CONTRACTED SERVICES*	*$35.00*
					Vendor Total:	*$35.00*
NORTHERN AGGREGATES INC	52831	MISC ROCK & SAND AS NEEDED	$997.52	*84024425-52100*	*CONTRACTED SERVICES*	*$4.62*
				84024425-52100	*CONTRACTED SERVICES*	*$997.52*
				90000000-23028	*MEASURE Y DISTRICT TAX*	*($4.62)*
					Vendor Total:	*$997.52*
ONE TIME PAY VENDOR	DV 042117	SPONSORSHIP DONATION	$250.00	*10018000-52510*	*ADVERTISING & PROMOTION*	*$250.00*
	INV 011917	ENERGY REBATE REFUND	$1,000.00	*80626400-52100*	*CONTRACTED SERVICES*	*$1,000.00*
	INV 042017	PROJECT REFUND	$1,400.91	*90000000-23200*	*REFUNDABLE DEPOSITS TRUST*	*$3,763.80*
				10000000-44830	*REIMBURSABLE JOBS*	*($393.81)*
				82000000-44830	*REIMBURSABLE JOBS*	*($908.85)*
				82000000-44830	*REIMBURSABLE JOBS*	*($629.86)*
				82000000-44830	*REIMBURSABLE JOBS*	*($430.37)*
	INV 041717	MAJOR PLANNING PERMIT REFUND	$401.94	*10000000-44830*	*REIMBURSABLE JOBS*	*($498.38)*
				10000000-44830	*REIMBURSABLE JOBS*	*($99.68)*
				10023110-42320	*VAR/USE & SITE DEV PERMITS*	*$1,000.00*
	113653-0	UTILITIES REFUND	$133.87	*90100000-10420*	*UTILITY RECEIVABLES*	*$133.87*
	114946-7	UTILITIES REFUND	$36.74	*90100000-10421*	*UTILITY RECEIVABLES CLEARING*	*$36.74*

List of Checks Presented for Approval on 4/28/2017

Invoices

Vendor Name	Invoice #	Invoice Description	Invoice Amt	Invoice Account Detail and Allocation Detail		
ONE TIME PAY VENDOR	114828-7	UTILITY REFUND	$55.90	*90100000-10421*	*UTILITY RECEIVABLES CLEARING*	*$55.90*
	76652-7B	UTILITIES REFUND	$63.34	*90100000-10421*	*UTILITY RECEIVABLES CLEARING*	*$63.34*
	109476-2	UTILITIES REFUND	$156.83	*90100000-10421*	*UTILITY RECEIVABLES CLEARING*	*$156.83*
	58132-2	UTILITIES REFUND	$160.26	*90100000-10421*	*UTILITY RECEIVABLES CLEARING*	*$160.26*
	111921-3	UTILITIES REFUND	$209.54	*90100000-10421*	*UTILITY RECEIVABLES CLEARING*	*$209.54*
					Vendor Total:	*$3,869.33*
OWEN EQUIPMENT COMPANY	00038783	EQUIPMENT MAINTENANCE & REPAIRS	$114.66	*84024421-56130*	*EXTERNAL SERVICES*	*$114.66*
					Vendor Total:	*$114.66*
PACE SUPPLY CORPORATION	023808122	MISCELLANEOUS ITEMS AS NEEDED	$279.27	*82024414-54100*	*SUPPLIES*	*$279.27*
					Vendor Total:	*$279.27*
PETERSON CAT	PC060136824	PARTS & SERVICE REPAIRS AS NEE	$119.97	*10024220-56130*	*EXTERNAL SERVICES*	*$0.55*
				10024220-56130	*EXTERNAL SERVICES*	*$119.97*
				90000000-23028	*MEASURE Y DISTRICT TAX*	*($0.55)*
	PC060136709	PARTS & SERVICE REPAIRS AS NEE	$99.97	*10521210-56130*	*EXTERNAL SERVICES*	*$0.46*
				10521210-56130	*EXTERNAL SERVICES*	*$99.97*
				90000000-23028	*MEASURE Y DISTRICT TAX*	*($0.46)*
	PC060137308	PARTS & SERVICE REPAIRS AS NEE	$117.17	*82024414-56130*	*EXTERNAL SERVICES*	*$0.54*
				82024414-56130	*EXTERNAL SERVICES*	*$117.17*
				90000000-23028	*MEASURE Y DISTRICT TAX*	*($0.54)*
					Vendor Total:	*$337.11*
PETERSON TRUCKS INC	RCM266735P	REIMBURSE CREDIT MEMO	$453.08	*80026400-56130*	*EXTERNAL SERVICES*	*$453.08*

List of Checks Presented for Approval on 4/28/2017

Invoices

Vendor Name	Invoice #	Invoice Description	Invoice Amt	Invoice Account Detail and Allocation Detail		
PETERSON TRUCKS INC	269472P	SUPPLIES AS NEEDED	$32.24	*10520210-54100*	*SUPPLIES*	*$10.06*
				20824300-54100	*SUPPLIES*	*$22.18*
					Vendor Total:	*$485.32*
PLATT ELECTRIC SUPPLY	L781097	MISC ELECTRICAL SUPPLIES AS NE	$142.90	*90000000-23237*	*DISTRICT USE TAX-MEASURE S*	*($0.28)*
				90000000-23028	*MEASURE Y DISTRICT TAX*	*($0.28)*
				20824300-54100	*SUPPLIES*	*$0.28*
				20824300-54100	*SUPPLIES*	*$99.37*
				84024425-54100	*SUPPLIES*	*$0.28*
				84024425-54100	*SUPPLIES*	*$43.53*
					Vendor Total:	*$142.90*
POLYDYNE INC	1129750	LIQ POLYMER ALKYLAMINE	$3,468.00	*84024425-58202*	*CHEMICALS*	*$3,468.00*
	1129749	LIQUID POLYMER EMULSION	$4,262.39	*84024425-58202*	*CHEMICALS*	*$4,262.39*
					Vendor Total:	*$7,730.39*
PORTOLA SYSTEMS INC	34611	I.T. SERVICES AS NEEDED	$393.75	*20922900-52100*	*CONTRACTED SERVICES*	*$393.75*
					Vendor Total:	*$393.75*
POWER INDUSTRIES INC	1134569	PARTS AS NEEDED	$149.39	*20822500-54100*	*SUPPLIES*	*$149.39*
					Vendor Total:	*$149.39*
PRESS DEMOCRAT	2768030	EMPLOYMENT ADVERTISEMENT-FIRE CAPTAIN	$1,112.60	*10016100-54162*	*HR - ADVERTISING*	*$1,112.60*
	2769413	EMPLOYMENT ADVERTISEMENT-POWER ENGINEER	$1,986.20	*10016100-54162*	*HR - ADVERTISING*	*$1,986.20*
					Vendor Total:	*$3,098.80*

List of Checks Presented for Approval on 4/28/2017

Invoices

Vendor Name	Invoice #	Invoice Description	Invoice Amt	Invoice Account Detail and Allocation Detail		
REDWOOD COAST FUELS	1838579	CARDLOCK FUEL PURCHASES	$32.35	*84024421-56130*	*EXTERNAL SERVICES*	*$32.35*
	CM042117	CARDLOCK FUEL PURCHASES	($199.21)	*10022100-56210*	*FUEL & FLUIDS*	*($25.51)*
				10024220-56210	*FUEL & FLUIDS*	*($34.47)*
				10520210-56210	*FUEL & FLUIDS*	*($55.60)*
				10520210-56210	*FUEL & FLUIDS*	*($3.12)*
				10520210-56210	*FUEL & FLUIDS*	*($0.91)*
				10520224-56210	*FUEL & FLUIDS*	*($5.68)*
				20324100-56210	*FUEL & FLUIDS*	*($6.27)*
				20822500-56210	*FUEL & FLUIDS*	*($2.22)*
				80026400-56210	*FUEL & FLUIDS*	*($23.02)*
				82024411-56210	*FUEL & FLUIDS*	*($10.71)*
				82024414-56210	*FUEL & FLUIDS*	*($9.06)*
				82024414-56210	*FUEL & FLUIDS*	*($6.47)*
				84024421-56210	*FUEL & FLUIDS*	*($7.42)*
				84024421-56210	*FUEL & FLUIDS*	*($5.30)*
				84024425-56210	*FUEL & FLUIDS*	*($3.45)*
	1834009	CARDLOCK FUEL PURCHASES	$6,594.05	*10022100-56210*	*FUEL & FLUIDS*	*$522.20*
				10024210-56210	*FUEL & FLUIDS*	*$15.36*
				10024220-56210	*FUEL & FLUIDS*	*$1,154.42*
				10520210-56210	*FUEL & FLUIDS*	*$68.20*
				10520210-56210	*FUEL & FLUIDS*	*$118.78*
				10520210-56210	*FUEL & FLUIDS*	*$1,919.75*
				10520224-56210	*FUEL & FLUIDS*	*$232.13*

List of Checks Presented for Approval on 4/28/2017

Invoices

Vendor Name	Invoice #	Invoice Description	Invoice Amt	Invoice Account Detail and Allocation Detail		
REDWOOD COAST FUELS	1834009	CARDLOCK FUEL PURCHASES	$6,594.05	20324100-56210	FUEL & FLUIDS	$117.42
				20524412-56210	FUEL & FLUIDS	$19.86
				20822500-56210	FUEL & FLUIDS	$168.33
				80026400-56210	FUEL & FLUIDS	$941.96
				82024411-56210	FUEL & FLUIDS	$240.23
				82024414-56210	FUEL & FLUIDS	$176.33
				82024414-56210	FUEL & FLUIDS	$390.96
				84024421-56210	FUEL & FLUIDS	$150.21
				84024421-56210	FUEL & FLUIDS	$333.04
				84024425-56210	FUEL & FLUIDS	$24.87
	1836346	CARDLOCK FUEL PURCHASES	$6,948.75	10022100-56210	FUEL & FLUIDS	$903.52
				10024220-56210	FUEL & FLUIDS	$780.18
				10520210-56210	FUEL & FLUIDS	$22.25
				10520210-56210	FUEL & FLUIDS	$149.61
				10520210-56210	FUEL & FLUIDS	$2,141.79
				10520224-56210	FUEL & FLUIDS	$141.79
				20324100-56210	FUEL & FLUIDS	$61.25
				20524412-56210	FUEL & FLUIDS	$21.12
				20822500-56210	FUEL & FLUIDS	$118.62
				80026400-56210	FUEL & FLUIDS	$1,113.38
				82024411-56210	FUEL & FLUIDS	$430.54
				82024414-56210	FUEL & FLUIDS	$257.34
				82024414-56210	FUEL & FLUIDS	$317.60

List of Checks Presented for Approval on 4/28/2017

Invoices

Vendor Name	Invoice #	Invoice Description	Invoice Amt	Invoice Account Detail and Allocation Detail		
REDWOOD COAST FUELS	1836346	CARDLOCK FUEL PURCHASES	$6,948.75	*84024421-56210*	*FUEL & FLUIDS*	*$219.21*
				84024421-56210	*FUEL & FLUIDS*	*$270.55*
	0583810	CARDLOCK FUEL PURCHASES	$691.84	*20822500-56210*	*FUEL & FLUIDS*	*$691.84*
	0069388	CARDLOCK FUEL PURCHASES	$199.21	*20824300-56210*	*FUEL & FLUIDS*	*$199.21*
	1837938	CARDLOCK FUEL PURCHASES	$851.83	*20324100-58410*	*GARAGE LUBRICANTS & PARTS*	*$851.83*
					Vendor Total:	*$15,118.82*
REDWOOD EMPIRE TITLE COMPANY	20170892DN	HENDERSON LANE WATER MAIN REPLACEMENT PROJECT	$360.00	*82024410-59101*	*FEES*	*$360.00*
	20170893DN	HENDERSON LANE WATER MAIN REPLACEMENT PROJECT	$360.00	*82024410-59101*	*FEES*	*$360.00*
					Vendor Total:	*$720.00*
REDWOOD TREE SERVICE STATIONS INC	MAR-17	CAR WASHES & INTERIOR CLEANING	$349.00	*20524412-56120*	*EQUIPMENT MAINTENANCE & REPAIR*	*$21.00*
				10022100-56130	*EXTERNAL SERVICES*	*$10.00*
				10024220-56130	*EXTERNAL SERVICES*	*$24.00*
				10520210-56130	*EXTERNAL SERVICES*	*$10.00*
				10520210-56130	*EXTERNAL SERVICES*	*$10.00*
				10520210-56130	*EXTERNAL SERVICES*	*$10.00*
				10520210-56130	*EXTERNAL SERVICES*	*$10.00*
				10520210-56130	*EXTERNAL SERVICES*	*$10.00*
				10520210-56130	*EXTERNAL SERVICES*	*$13.00*
				10520210-56130	*EXTERNAL SERVICES*	*$16.00*
				10520210-56130	*EXTERNAL SERVICES*	*$16.00*
				10520210-56130	*EXTERNAL SERVICES*	*$16.00*
				10520210-56130	*EXTERNAL SERVICES*	*$21.00*

List of Checks Presented for Approval on 4/28/2017

Invoices

Vendor Name	Invoice #	Invoice Description	Invoice Amt	Invoice Account Detail and Allocation Detail		
REDWOOD TREE SERVICE STATIONS INC	MAR-17	CAR WASHES & INTERIOR CLEANING	$349.00	*10520210-56130*	*EXTERNAL SERVICES*	*$21.00*
				10520210-56130	*EXTERNAL SERVICES*	*$24.00*
				10520210-56130	*EXTERNAL SERVICES*	*$24.00*
				10520210-56130	*EXTERNAL SERVICES*	*$24.00*
				10520210-56130	*EXTERNAL SERVICES*	*$24.00*
				20324100-56130	*EXTERNAL SERVICES*	*$21.00*
				82024414-56130	*EXTERNAL SERVICES*	*$24.00*
					Vendor Total:	*$349.00*
REGAL PACIFIC AVIATION EQUIPMENT	20235	SUPPLIES AS NEEDED	$22.18	*77725200-56130*	*EXTERNAL SERVICES*	*$0.04*
				77725200-56130	*EXTERNAL SERVICES*	*$22.18*
				90000000-23028	*MEASURE Y DISTRICT TAX*	*($0.04)*
					Vendor Total:	*$22.18*
REGENTS OF THE UNIVERSITY OF CALIFORNIA	83A99-2	GROUNDWATER CHARACTERIZATION S	$14,000.00	*82024410-52100*	*CONTRACTED SERVICES*	*$14,000.00*
	83A99-1	GROUNDWATER CHARACTERIZATION S	$17,500.00	*82024410-52100*	*CONTRACTED SERVICES*	*$17,500.00*
					Vendor Total:	*$31,500.00*
SAFETY-KLEEN CORPORATION	73130267	PARTS WASHER SERVICE AS NEEDED	$438.92	*20324100-52100*	*CONTRACTED SERVICES*	*$438.92*
					Vendor Total:	*$438.92*
SALES & USE TAX	1ST QTR-2017	1ST QTR SALES TAX RETURN	$3,355.00	*77725200-58401*	*AVIATION FUEL*	*$2,535.06*
				90000000-23252	*DISTRICT USE TAX-LIBRARIES*	*$23.23*
				90000000-23237	*DISTRICT USE TAX-MEASURE S*	*$128.59*

List of Checks Presented for Approval on 4/28/2017

Invoices

Vendor Name	Invoice #	Invoice Description	Invoice Amt	Invoice Account Detail and Allocation Detail		
SALES & USE TAX	1ST QTR-2017	1ST QTR SALES TAX RETURN	$3,355.00	*90000000-23013*	*STATE USE TAX LIABILITY*	*$668.12*
					Vendor Total:	*$3,355.00*
SANTA ROSA JUNIOR COLLEGE	AR17-01758	REGISTRATION	$11.50	*10521210-57100*	*CONFERENCE & TRAINING*	*$11.50*
					Vendor Total:	*$11.50*
SAUCY	164104	MISC FOOD DISHES AS NEEDED FOR	$276.36	*73022600-54100*	*SUPPLIES*	*$276.36*
					Vendor Total:	*$276.36*
SCHAT'S BAKERY	MAR--17	PROVIDE MISCELLANOUS FOOD DISH	$826.30	*73022600-54100*	*SUPPLIES*	*$59.40*
				73022600-54100	*SUPPLIES*	*$68.60*
				73022600-54100	*SUPPLIES*	*$69.30*
				73022600-54100	*SUPPLIES*	*$71.64*
				73022600-54100	*SUPPLIES*	*$91.21*
				73022600-54100	*SUPPLIES*	*$114.00*
				73022600-54100	*SUPPLIES*	*$352.15*
					Vendor Total:	*$826.30*
SNAP-ON INDUSTRIAL	ARV/32273864	TOOLS AS NEEDED	$393.47	*20324100-54100*	*SUPPLIES*	*$393.47*
					Vendor Total:	*$393.47*
SPRINT	LCI-273260	EVIDENCE RETRIEVAL	$120.00	*10520210-54201*	*PRISONER EXPENSE*	*$120.00*
					Vendor Total:	*$120.00*
STAPLES CREDIT PLAN	3335906436	OFFICE SUPPLIES, MISC AS NEEDE	$296.96	*10013400-54100*	*SUPPLIES*	*$296.96*
	3335906444	OFFICE SUPPLIES, MISC AS NEEDE	$140.23	*10022810-54100*	*SUPPLIES*	*$140.23*

List of Checks Presented for Approval on 4/28/2017

Invoices

Vendor Name	Invoice #	Invoice Description	Invoice Amt	Invoice Account Detail and Allocation Detail		
STAPLES CREDIT PLAN	3335906441	OFFICE SUPPLIES, MISC AS NEEDE	$637.03	*20324100-54100*	*SUPPLIES*	*$637.03*
	3335906438	OFFICE SUPPLIES, MISC AS NEEDE	$40.87	*20413500-54100*	*SUPPLIES*	*$40.87*
	3335906443	OFFICE SUPPLIES, MISC AS NEEDE	$292.41	*20413500-54100*	*SUPPLIES*	*$292.41*
	3335906440	OFFICE SUPPLIES, MISC AS NEEDE	$1,287.60	*80026400-54100*	*SUPPLIES*	*$1,287.60*
					Vendor Total:	*$2,695.10*
TELECOM	8732	TELEPHONE PRODUCTS & SERVICES	$52.50	*20922900-52100*	*CONTRACTED SERVICES*	*$52.50*
	8752	TELEPHONE PRODUCTS & SERVICES	$52.50	*20922900-52100*	*CONTRACTED SERVICES*	*$52.50*
	8742	TELEPHONE PRODUCTS & SERVICES	$711.05	*20922900-52100*	*CONTRACTED SERVICES*	*$711.05*
					Vendor Total:	*$816.05*
TELSTAR INSTRUMENTS INC	CM88775	PUMPING EQUIPMENT AND ACCESSOR	($1,957.64)	*82024411-52100*	*CONTRACTED SERVICES*	*($1,957.64)*
	88775.B	EQUIPMENT MAINT, REPAIR, AND R	$1,957.64	*82024411-52100*	*CONTRACTED SERVICES*	*$1,957.64*
	88620	PUMPING EQUIPMENT AND ACCESSOR	$12,275.31	*82024411-52100*	*CONTRACTED SERVICES*	*$12,275.31*
					Vendor Total:	*$12,275.31*
THOMSON REUTERS BARCLAYS	835998045	ANNUAL SUBSCRIPTION-TITLE 19: PUBLIC SERVICE CODES	$140.46	*10521210-54100*	*SUPPLIES*	*$140.46*
					Vendor Total:	*$140.46*
TRANSENE COMPANY INC	5001917	SUPPLIES AS NEEDED	$403.97	*82024411-58202*	*CHEMICALS*	*$403.97*
					Vendor Total:	*$403.97*
TURF STAR INC	6969901-00	MISCELLANEOUS PARTS AS NEEDED	$123.59	*90000000-23028*	*MEASURE Y DISTRICT TAX*	*($0.49)*
				10022100-54100	*SUPPLIES*	*$0.49*
				10022100-54100	*SUPPLIES*	*$123.59*
					Vendor Total:	*$123.59*

List of Checks Presented for Approval on 4/28/2017

Invoices

Vendor Name	Invoice #	Invoice Description	Invoice Amt	Invoice Account Detail and Allocation Detail		
TYCO SIMPLEX GRINNELL	79349801	HALON SAFETY TEST/INSPECTION	$488.50	*20822500-56300*	*BUILDING MAINT. & REPAIR*	*$488.50*
					Vendor Total:	*$488.50*
TYLER SCHAPMIRE	170428-TS	ADV DISABILITY PENSION PMT	$1,490.59	*90000000-10410*	*ACCOUNTS RECEIVABLE*	*$1,490.59*
					Vendor Total:	*$1,490.59*
UKIAH AUTO DISMANTLERS	STMT 040117	TOWING SERVICES	$775.00	*10520220-52100*	*CONTRACTED SERVICES*	*$50.00*
				10520220-59101	*FEES*	*$725.00*
					Vendor Total:	*$775.00*
UKIAH DAILY JOURNAL	0005914073	EMPLOYMENT ADVERTISING-FACILITY ATTENDANT	$380.25	*10016100-54162*	*HR - ADVERTISING*	*$380.25*
	0005917312	EMPLOYMENT ADVERTISING-PW MAINTENANCE	$422.82	*10016100-54162*	*HR - ADVERTISING*	*$422.82*
	0005913957	EMPLOYMENT ADVERTISING-DISPATCHER	$423.96	*10016100-54162*	*HR - ADVERTISING*	*$423.96*
	0005911659	EMPLOYMENT ADVERTISING-AIRPORT ATTENDANT	$517.45	*10016100-54162*	*HR - ADVERTISING*	*$517.45*
	0005905343	EMPLOYMENT ADVERTISEMENT	$724.37	*10016100-54162*	*HR - ADVERTISING*	*$724.37*
	0005918060	LEGAL NOTICE PUBLICATIONS FY 1	$669.15	*10011100-52150*	*LEGAL SERVICES/EXPENSES*	*$669.15*
	CM0005908302	CREDIT MEMO	($25.96)	*10520210-54100*	*SUPPLIES*	*($25.96)*
	0005908302	CLASSIFIED ADVERTISING	$39.07	*10520210-54100*	*SUPPLIES*	*$39.07*
					Vendor Total:	*$3,151.11*
UKIAH WASTE SOLUTIONS INC	335962	BIOSOLID REMOVAL	$9,849.12	*84024425-52100*	*CONTRACTED SERVICES*	*$9,849.12*
					Vendor Total:	*$9,849.12*
ULINE	86075652	SUPPLIES AS NEEDED	$725.82	*73022600-54100*	*SUPPLIES*	*$725.82*
					Vendor Total:	*$725.82*

List of Checks Presented for Approval on 4/28/2017

Invoices

Vendor Name	Invoice #	Invoice Description	Invoice Amt	Invoice Account Detail and Allocation Detail		
UNITED SITE SERVICES	114-5134015	PORTABLE TOILET RENTAL	$292.32	*10022100-52100*	*CONTRACTED SERVICES*	*$292.32*
					Vendor Total:	*$292.32*
US CELLULAR	0185863593	MOBILE PHONE SERVICES	$158.75	*80026400-55100*	*TELEPHONE*	*$34.50*
				80026400-55100	*TELEPHONE*	*$61.92*
				82024410-55100	*TELEPHONE*	*$17.33*
				84024421-55100	*TELEPHONE*	*$17.33*
				84024425-55100	*TELEPHONE*	*$27.67*
					Vendor Total:	*$158.75*
USA BLUEBOOK	224005	SUPPLIES AS NEEDED	$906.82	*90000000-23252*	*DISTRICT USE TAX-LIBRARIES*	*($1.50)*
				84024425-56120	*EQUIPMENT MAINTENANCE & REPAIR*	*$1.50*
				84024425-56120	*EQUIPMENT MAINTENANCE & REPAIR*	*$906.82*
	223428	SUPPLIES AS NEEDED	$335.82	*84024425-56120*	*EQUIPMENT MAINTENANCE & REPAIR*	*$335.82*
					Vendor Total:	*$1,242.64*
VWR INTERNATIONAL INC	8048253938	SUPPLES AS NEEDED	$875.69	*84024425-54100*	*SUPPLIES*	*$875.69*
					Vendor Total:	*$875.69*
WALMART COMMUNITY	4824	MISC ITEMS AS NEEDED	$19.72	*10024210-57100*	*CONFERENCE & TRAINING*	*$3.65*
				10024220-57100	*CONFERENCE & TRAINING*	*$3.65*
				20324100-57100	*CONFERENCE & TRAINING*	*$1.57*
				82024410-57100	*CONFERENCE & TRAINING*	*$5.13*
				84024420-57100	*CONFERENCE & TRAINING*	*$5.72*

List of Checks Presented for Approval on 4/28/2017

Invoices

Vendor Name	Invoice #	Invoice Description	Invoice Amt	Invoice Account Detail and Allocation Detail		
WALMART COMMUNITY	9032	MISC ITEMS AS NEEDED	$288.85	*20824300-54100*	*SUPPLIES*	*$288.85*
	7259	MISC ITEMS AS NEEDED	$16.97	*73022600-54100*	*SUPPLIES*	*$16.97*
	1081	MISC ITEMS AS NEEDED	$51.70	*80026130-54100*	*SUPPLIES*	*$51.70*
	9025	MISC ITEMS AS NEEDED	$28.05	*80026400-54100*	*SUPPLIES*	*$28.05*
					Vendor Total:	*$405.29*
WATER ENVIRONMENT FEDERATION	RE30AF16	CERTIFICATION RENEWAL	$247.00	*84024425-57300*	*MEMBERSHIPS & SUBSCRIPTIONS*	*$247.00*
					Vendor Total:	*$247.00*
WEST YOST ASSOCIATED	2031890	RRWA EXECUTIVE DIRECTOR SVCS	$47,380.96	*91190100-52100*	*CONTRACTED SERVICES*	*$9,570.00*
				91190100-52100	*CONTRACTED SERVICES*	*$10,119.56*
				91190100-52100	*CONTRACTED SERVICES*	*$27,691.40*
					Vendor Total:	*$47,380.96*
WIPF CONSTRUCTION	39927	DELIVERY OF VARIOUS MATERIALS	$1,195.20	*82024414-54100*	*SUPPLIES*	*$597.60*
				84024421-54100	*SUPPLIES*	*$597.60*
					Vendor Total:	*$1,195.20*
WYATT IRRIGATION CO	226423-00	PARTS & MISC SUPPLIES AS NEEDE	$24.86	*90000000-23237*	*DISTRICT USE TAX-MEASURE S*	*($0.12)*
				90000000-23028	*MEASURE Y DISTRICT TAX*	*($0.12)*
				10022100-54100	*SUPPLIES*	*$0.24*
				10022100-54100	*SUPPLIES*	*$24.86*
	226391-00	PARTS & MISC SUPPLIES AS NEEDE	$34.73	*90000000-23028*	*MEASURE Y DISTRICT TAX*	*($0.16)*
				10022100-54100	*SUPPLIES*	*$0.32*
				10022100-54100	*SUPPLIES*	*$34.73*

List of Checks Presented for Approval on 4/28/2017

Invoices

Vendor Name	Invoice #	Invoice Description	Invoice Amt	Invoice Account Detail and Allocation Detail		
WYATT IRRIGATION CO	226391-00	PARTS & MISC SUPPLIES AS NEEDE	$34.73	*90000000-23232*	*UNCLAIMED PROPERTY-UTILITIES*	*($0.16)*
					Vendor Total:	*$59.59*
					INVOICE TOTAL:	***$622,042.51***

List of Checks Presented for Approval on 4/14/2017

The following list of bills payable was reviewed and approved for payment.

Signature

Invoices

Vendor Name	Invoice #	Invoice Description	Invoice Amt	Invoice Account Detail and Allocation Detail		
AFLAC	559217	UVFD AFLAC	$73.70	*20700000-20656*	*UVFD AFLAC*	*$73.70*
					Vendor Total:	*$73.70*
CROSSFIT MENDOCINO	CFM042017DISTRICT	CROSSFIT TRAINING	$166.66	*91521400-57100*	*CONFERENCE & TRAINING*	*$166.66*
					Vendor Total:	*$166.66*
DEPT OF FORESTRY & FIRE PROTECTION	141306	DRIVER OPERATOR 1-A	$1,608.00	*91521400-57100*	*CONFERENCE & TRAINING*	*$1,608.00*
					Vendor Total:	*$1,608.00*
GOLDEN STATE RISK	ANC030117-16	UVFD VISION	$105.86	*20700000-20661*	*UVFD HEALTH INS*	*$105.86*
	ANC031517-16	UVFD VISION	$105.86	*20700000-20661*	*UVFD HEALTH INS*	*$105.86*
					Vendor Total:	*$211.72*
JEFF ADAIR	040717	REIMBURSE UNIFORM EXPENSE	$230.20	*91500000-51270*	*UNIFORM ALLOWANCE*	*$230.20*
					Vendor Total:	*$230.20*
JUSTIN BUCKINGHAM	041117	TRAVEL REIMBURSEMENT	$382.00	*91521400-57100*	*CONFERENCE & TRAINING*	*$382.00*
					Vendor Total:	*$382.00*
MANAGED HEALTH NETWORK	3200084382	UVFD MHN EAP	$120.96	*20700000-20661*	*UVFD HEALTH INS*	*$120.96*

List of Checks Presented for Approval on 4/21/2017

The following list of bills payable was reviewed and approved for payment.

Signature

Invoices

Vendor Name	Invoice #	Invoice Description	Invoice Amt	Invoice Account Detail and Allocation Detail		
GOLDEN STATE RISK	GS1616100216	WORKER'S COMP AND LIABIILITY INSURANCE	$19,693.36	*91521400-52521*	*LIABILITY INSURANCE PREMIUM*	*$19,693.36*
					Vendor Total:	*$19,693.36*
HAROLD J LANCE JR	MARCH 17	LEGAL SERVICES AS NEEDED	$507.50	*91521400-52150*	*LEGAL SERVICES/EXPENSES*	*$507.50*
					Vendor Total:	*$507.50*
PG&E CO	UVFD APRIL 17	GAS AND ELECTRIC SERVICES FOR LOVERS LANE	$18.42	*91500000-55200*	*PG&E*	*$18.42*
					Vendor Total:	*$18.42*
RAY A MORGAN COMPANY	1557449	COPIER LEASE AND USAGE	$61.94	*91500000-54100*	*SUPPLIES*	*$61.94*
					Vendor Total:	*$61.94*
WITMER PUBLIC SAFETY GROUP	E1581128	UNIFORM SUPPLIES	$73.98	*91500000-54100*	*SUPPLIES*	*$73.98*
	E1585197	HELMET PURCHASE	$304.57	*91500000-54100*	*SUPPLIES*	*$304.57*
					Vendor Total:	*$378.55*
					INVOICE TOTAL:	***$20,659.77***

Inquiries Pertaining to Agenda Items 7a, d, e, h, and 11a

NOTE: Text of correspondence received from Councilmember Crane is in black; responses from various staff are in red.

From: Douglas F. Crane [mailto:doug.crane@craneofukiah.com]
Sent: Tuesday, May 16, 2017 9:22 PM
To: Sage Sangiacomo <ssangiacomo@cityofukiah.com>
Subject: CC 170516 city council 5/17 agenda

Sage,

(Daphine Harris Regarding 7a)

7a Potter Valley Cafe, inv. # 032717, $2,457.39 - what event? -Catered dinner for Intertribal Sinkyone Council on 3/18/17.

7a Western Waters Constructors Inc. inv. # 8, $305,050 - account 10012400-52100 what project? The Account Code Summary lists 1002400 as miscellaneous general government. Object Code Summary lists 52100 as contracted services. How does one see what project?

-Account 82224413.80230 Project Code 15070 $142,700.00
-Account 82224413.80230 Project Code 15074 $162,350.00

I noticed the account codes are incomplete. These are printed double sided and it appears only one side was scanned in. I apologize for the inconvenience.

(Tami and Dave Kirch Regarding 7d)

7d New 2017 hybrid Toyota.

What is the maintenance cost history per year since purchase? Maintenance cost per year since purchase on average = $1400.00 ($14,000 total over ten years)

The ASR states ~$5,700 to repair. What is the cost of a new battery pack? Cost for new HV battery pack= $4500.00 plus labor

What other repairs are required? Struts are also in need of replacement= $540.00 plus labor

While some folks getting well over 200,000 miles out of a their Camry hybrids and this one in reportedly fair condition I wonder about repair and continued use. I would expect to see some analysis of cost per mile excluding fuel to date of failure and some projection of cost per mile projected for another few years. If you calculate the maintenance cost per mile ($14,400/103,000 miles) equated to $.135/mile.

I still find the justifications to contain less information than seems appropriate for a meaningful basis of evaluation of the repair or replace decision. We will continue to improve upon the vehicle justification sheets and appreciate the feedback

Since the Camry is primarily used for long trips out of town, I would be concerned about replacing the battery pack to have one more major component of the car fail, like the transmission for example.

Inquiries Pertaining to Agenda Items 7a, d, e, h, and 11a

(Tami and Dave Kirch Regarding 7e)

7e I still find the justifications to contain less information than seems appropriate for a meaningful basis of evaluation of the repair or replace decision.- Since this vehicle was purchased it has incurred approximately $10,000 in repair and maintenance. Since this vehicle is primarily used for long trips out of town, I have concerns that a major failure will occur due to age of the vehicle. Again, we will continue to improve upon the vehicle justification sheets.

The current vehicle will be transferred to the Recreation Department for in town use.

(Dave Kirch Regarding 7h)

The ASR does not address if or how the work the truck intended for is currently being done. The current work is being performed by one Fleet Maintenance service truck. Due to the recent additional duties assigned to the Fleet Maintenance Division for the repair and maintenance of the Water and Wastewater Plants and lift stations, one truck needs dedicated to those facilities as the other service truck is dedicated to the rest of the fleet.

There is in 2.1, Current Vehicle the indication there is not replacement. 4.2 Interesting word choice, seems CARB regulations do apply and the the proposed vehicle meets the current requirements. The intent of the statement was to say since it is 2017 Gas Engine, it is CARB compliant.

(Jake Burgess Regarding 11a)

11a, Slide 14, seems to me showing on the graph the expenditures as well as the income from the programs would be appropriate.

I attached *(see below after 13a)* an updated graph with both revenues and expenses dating to 2009. I also included two notes about departmental changes that resulted in increased expenses. If you need further details, please let me know.

(Dan Buffalo Regarding 13a)

13a, - Attachment 1, Annual Budget, pg 26, Charts and Graphs. The 1st paragraph last line ... mostly through reductions in workforce and capital improvement deferments. I though the pay reductions were a significant factor and thought the pay reductions were a greater $ amount than the reduction in staff? What capital improvement deferments support the statement?

The graphs and narrative found in those sections at the moment are for illustrative purposes only. The analysis provided there is meant to be an example and not actual information pertaining to Ukiah specifically.

Doug

Graph Pertaining to 11a

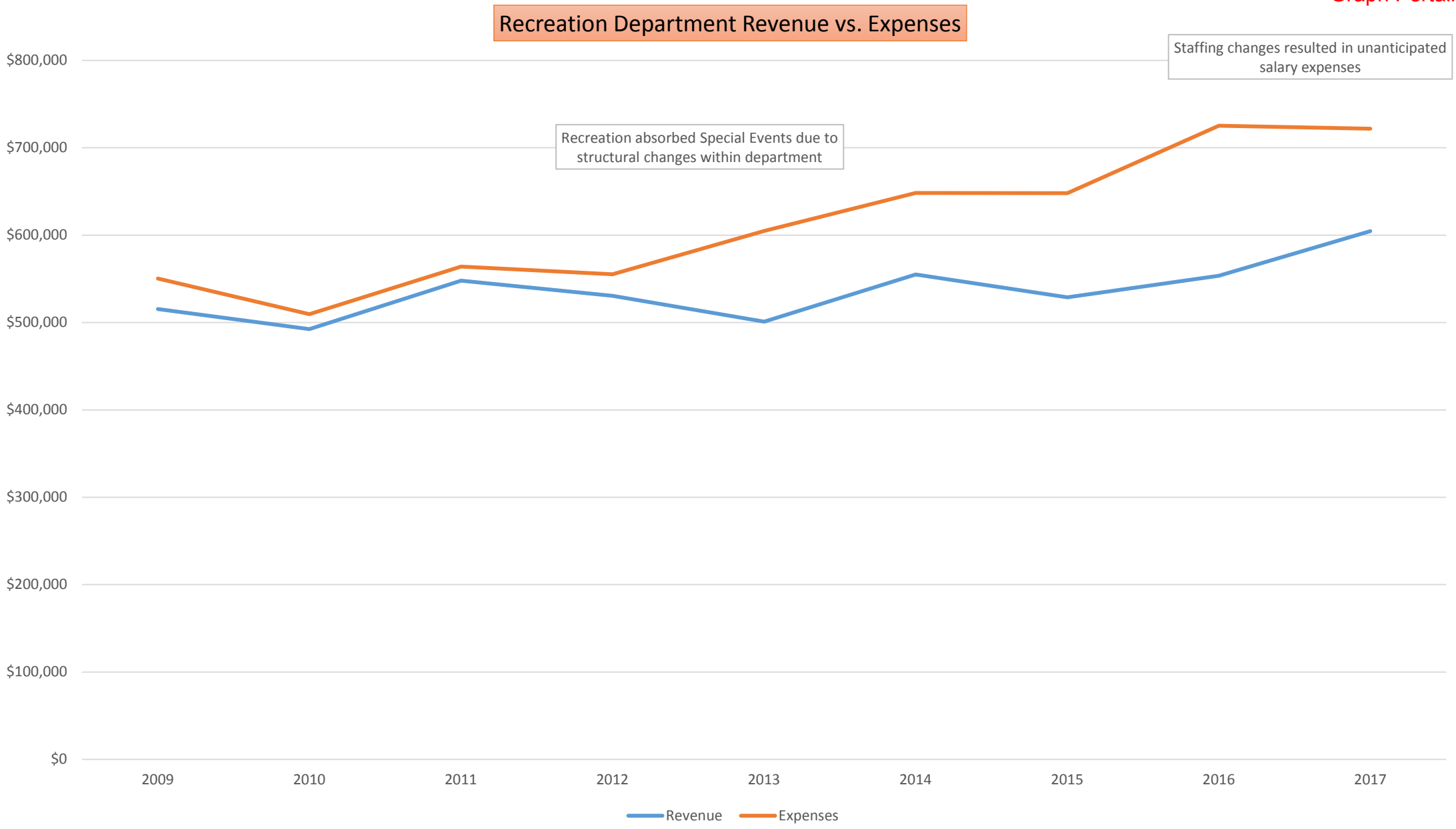

City of Ukiah

ITEM NO.: 7b

MEETING DATE: May 17, 2017

AGENDA SUMMARY REPORT

SUBJECT: APPROVE AND AUTHORIZE THE MAYOR TO SIGN THE ENDORSEMENT FORM FOR THE DRAFT COUNTY BROADBAND GOALS AND STRATEGIES

Summary: The City Council will consider approving and authorizing the Mayor to sign an endorsement form for the goals and strategies for the County-wide Broadband Plan, presented at the May 3, 2017, City Council meeting by County Broadband Working Group.

Background and Discussion: The Broadband Alliance is a grassroots group that was formed in 2007 by residents frustrated by lack of broadband options and its impact on economic development in the county. The North Bay-North Coast Broadband Consortium is a 4-county collaboration for regional broadband planning. The Broadband Working Group was initiated in 2016 specifically to draft foundational goals for a county-wide Broadband Plan, and next a conceptual infrastructure design as a foundation for a larger broadband plan in 2018, getting widespread input in the process. The working group is composed of nine members representing public safety, education, city government, business, non-profits, internet providers and consumers, and Mendocino County's Information Technology Department.

The broadband plan previously developed for the County was drafted by the Alliance in 2012, and relied upon an infrastructure project called "Golden Bear Broadband" as a foundation for the deployment of broadband to many communities in need. Unfortunately, that project was not funded by the California Public Utilities Commission (CPUC), and there is currently no comprehensive plan for Mendocino County on how to meet current and future broadband needs.

The County Broadband Working Group has drafted a document that identifies five large broadband goals for the county (Attachment #1), and various strategies to reach each goal. These goals will be presented to the County Board of Supervisors in June or July, at which time their endorsement/approval will be requested. Per the working group, these goals are in alignment with portions of the county legislative platform (Attachment #2), which address broadband, and the approved goals will be important foundational work for future development of a county broadband plan.

Before the presentation to the Board of Supervisors, the Working Group hopes to demonstrate widespread support for these goals from various agencies and city government. After the May 3rd presentation from Trish Steel with the Broadband Working Group, Council directed staff to bring back the

Continued on Page 2

RECOMMENDED ACTION(S): Approve and authorize the Mayor to sign the Endorsement Form supporting the County Broadband Working Group's goals and strategies.

ALTERNATIVES: Remand to staff with alternate direction.

Citizens advised:	N/A
Requested by:	Vice Mayor Doble and Trish Steel, Broadband Working Group.
Prepared by/Contact:	Kristine Lawler, City Clerk
Coordinated with:	Vice Mayor Doble and Trish Steel, Broadband Working Group.
Presenters:	Vice Mayor Doble and Trish Steel, Broadband Working Group.
Attachments:	1. Goals document 2. Legislative Platform document 3. Endorsement template

COUNCIL ACTION DATE: _____: ❑ Approved ❑ Continued to_____ ❑ Other _____

RECORDS APPROVED: ❑ Agreement: _____ ❑ Resolution: _____ ❑ Ordinance: _____

Note: Please write Agreement No. in upper right corner of agreement when drafted.

Approved: _____

Sage Sangiacomo, City Manager

endorsement form for the goals and strategies (Attachment #3) for their final review. If Council so wishes, they can approve and authorize the Mayor to sign the endorsement form as submitted.

All information is posted on the Alliance website - www.MendocinoBroadband.org/projects/goals-strategies.

FISCAL IMPACT:				
Budgeted Amount in 16-17 FY	**New Appropriation Source of Funds (Title & No.)**	**Account Number**	**Budget Amendment Required**	**Previous Contract or Purchase Order No.**
N/A	N/A	N/A	Yes ☐ No ☒	N/A

Broadband GOALS and STRATEGIES for Mendocino County

GOAL #1: Essential telecommunication services for all Residents, Businesses, Anchor Institutions, and Local Government Agencies (especially Public Safety and Emergency Services) are reliable and redundant/diverse.

Strategies:

1. Engage telecom providers in direct dialog to address telecom reliability and diversity/redundancy issues.
2. Engage with the California Public Utilities Commission (CPUC) in proceedings on relevant telecommunication issues.
3. Request Incumbent Providers to share critical information with high-level county public safety officials on points of vulnerability in county networks, such as communities where facilities are non-redundant/diverse.
4. Document any major telecommunication outages, and use such documentation to engage providers, CPUC and policy-makers at the local, state, and national level for corrective action.
5. Work with willing providers, the CPUC, and other entities to develop method to document and correct on-going individual landline outages which lead to loss of 911 services for residents.

GOAL #2: All county residents have affordable high-speed broadband access in their homes.

"Affordable high-speed broadband" is defined as meeting the current speed standards as set by the California Public Utilities Commission; usage is not restricted by data caps; and at a cost of no more than 2% of average monthly income."

Strategies:

1. Work with all willing providers to identify barriers and solutions to deployment.
2. Work with all willing providers to expand broadband and mobile networks.
3. Support and work with all willing communities to organize and develop last-mile connectivity plans.

4. Leverage any opportunities to provide home access for K-12 students (as promoted by the Mendocino County Office of Education to unlock 24/7 educational opportunities), and for college students to enable online educational opportunities.
5. Assess ground truth broadband availability for the number of unserved and underserved households in the county.
6. Share federal and state grant information for deployment opportunities with providers and organizations. Encourage and support appropriate pilot projects and applications.
7. Advocate locally, regionally, and nationally for appropriate policies and programs for expanded last mile broadband deployment.
8. Increase the number of public-access computers and wi-fi hotspots in county libraries and other public spaces throughout the county.
9. Reduce economic barriers for access through support for low-income access programs.
10. Increase broadband adoption through promotion of digital literacy programs in schools, libraries, and non-profits.

GOAL #3: Competitively-priced high-speed broadband infrastructure throughout the county is developed to attract, retain, and develop Internet-reliant businesses.

Strategies:

1. Cities and county research and consider alternative models for broadband investment and infrastructure development, such as Public-Private-Partnership models (using resources such as Next Century Cities, Coalition for Local Internet Choice and Institute for Local Self-Reliance).
2. Collaborate with the other North Bay North Coast Broadband Consortium (NBNCBC) counties and our elected representatives to find resources to launch the implementation of the Route 101 Middle-Mile Infrastructure project.
3. Break down broadband funding silos by cooperative relationships and enhanced communications between Anchor Institutions (schools, colleges, libraries, and Health Care Facilities), communities, local governments, public safety, and providers.
4. Coordinate planning efforts for broadband deployment involving programs such as The California Advanced Service Fund (CASF), the Connect America Fund (CAF), The Corporation for Education Network Initiatives in California (CENIC), FirstNet, E-rate, and California Tele-Health Network (CTN) and other grant programs for the development of infrastructure.

5. Support appropriate state and federal legislation for funding of broadband programs and projects. Oppose detrimental state "pre-emption" legislation that takes away local control.
6. Encourage high-speed work centers until this necessary infrastructure is fully developed for economic development.

GOAL #4: County and Cities takes leadership in broadband issues--- adopts policies to facilitate broadband deployment, and finds ways to leverage existing assets.

Strategies:

1. County identifies and considers adopting policies that facilitate broadband deployment, such as appropriate streamlined project permitting, a county "dig-once" policy, or master lease agreements that allow the installation of broadband infrastructure on utility poles and light standards.
2. County uses its leadership position to elevate the broadband conversation at local level (city government, Municipal Advisory Councils, Service Districts, Board of Supervisors, North Bay-North Coast Broadband Consortium), state level (California State Association of Counties, Rural County Representatives of California, California Public Utilities Commission), and national level (Federal Communications Commission).
3. County and Cities advocate for open-access broadband infrastructure whenever feasible.
3. County and city governments improve how goods and services are delivered by aspiring to offer all government services as web-based.
4. County encourages other groups (Economic Development and Financing Corporation, Non-Profits, Chambers of Commerce, Farm Bureau, etc) to elevate the broadband conversation and highlight broadband challenges and successes in their outreach.
5. County encourages all departments to include broadband access as a priority, in replication of the national effort of the Broadband Opportunity Council, where federal agencies were directed to incorporate broadband into their missions since broadband is now essential infrastructure. Departments identify ways in which they can facilitate deployment of broadband, reduce barriers, or possibly even make funding available for broadband.
6. An inventory of existing county assets which could be leveraged for broadband deployment inventory (such as buildings and Rights of Way) is maintained within respective departments, and cross-communication facilitated between broadband stakeholders.

7. County website includes broadband resources and information, and/or links to other websites

GOAL #5: Mendocino County develops a county-wide comprehensive Broadband Plan by 2019.

Strategies:

1. A County Broadband Plan is developed from the most current Broadband Goals and Strategies endorsed by the Board of Supervisors.
2. Cities are encouraged to develop and adopt their own broadband plan, tailored to their own needs and jurisdiction, for incorporation into the larger county broadband plan. Cities are encouraged to develop cost-savings analysis for services from an alternative network (see Goal #3, Strategy 1) for incorporation into their plan.
3. The county plan should address how to best get all residents and all businesses online, so that the network can be used to drive economic growth and social progress.
4. The plan should be adaptable and reviewed regularly to consider changing needs, broadband metrics and consumer usages.
5. The County Plan should be a model plan for other counties to adopt.

Text from the 2017 County Legislative Platform that addresses Broadband:

Economic and Community Development:

Collaborate with the Broadband Alliance of Mendocino County (BAMC) and the North Bay North Coast Broadband Consortium (NBNCBC) to facilitate the deployment of a robust countywide fiber backbone infrastructure that will enhance economic development and stimulate affordable broadband access to all homes, businesses, schools, libraries, public safety facilities, health services and other institutions throughout Mendocino County.

Continue to work with other northern California counties to identify and meet regional needs using a comprehensive, integrated approach to expand broadband infrastructure into our communities.

Public Safety

Support legislative and administrative efforts to address broadband outages impacting our Enhanced 911 (E 9-1-1) services to ensure redundancy and reliable service.

Livability

Advocate for expansion of rural broadband and important issues including: universal right to service which includes maintaining landline connections to those areas without adequate fixed wireless or mobile cellular coverage, adequate funding from state and federal programs such as the California Advanced Services Fund (CASF) and Connect America Fund (CAF) for the deployment of broadband infrastructure projects, and requiring accurate reporting of data used in Broadband mapping.

Advocate for funding to address and support:

- Bridging the digital divide.

Endorsement of Mendocino County's Broadband GOALS and STRATEGIES

THE CITY OF UKIAH endorses these Broadband Goals and Strategies for Mendocino County.

Affordable high-speed broadband, telecommunication services, and broadband infrastructure are essential for public safety, and for bringing in economic growth and related revenues, which in turn affects every resident in the City of Ukiah.

The Broadband goals and strategies as identified by the Broadband Working Group, directly address three of four strategic planning areas that the Ukiah City Council has recognized as critical for guiding their direction and decisions:

- Develop a prioritized plan for maintaining and improving public infrastructure.
- Planning Valley-wide takes place based on sound planning principles.
- Facilitate the development of a sound local economy that attracts investment, promotes economic diversity, supports businesses, creates employment opportunities, and generates public revenues.

As technology develops throughout the world, cities and counties must keep up with the current practices and speed, which now rely on access to an affordable high-speed broadband for essential public services, businesses, and individual homes.

For these and all the reasons listed within the Broadband Working Group goals, the Ukiah City Council supports the Broadband Goals and Strategies for Mendocino County.

JIM O. BROWN

MAYOR

MAY 17, 2017

GOAL #1: Essential telecommunication services for all residents, businesses, Anchor Institutions, and local government agencies (especially Public Safety and Emergency Services) are reliable and redundant/diverse.

GOAL #2: All County residents have affordable high-speed broadband access in their homes.

GOAL #3: Competitively-priced high-speed broadband infrastructure throughout the county is developed to attract, retain, and develop Internet-reliant businesses.

GOAL #4: County and Cities takes leadership in broadband issues---adopts policies to facilitate broadband deployment, and finds ways to leverage existing assets.

GOAL #5: Mendocino County develops a county-wide comprehensive Broadband Plan by 2019.

City of Ukiah

ITEM NO.: 7c

MEETING DATE: May 17, 2017

AGENDA SUMMARY REPORT

SUBJECT: RECEIVE A REPORT REGARDING A CONTRACT WITH MARCUS H. BOLE & ASSOCIATES FOR CEQA SERVICES FOR THE RURAL COMMUNITIES HOUSING DEVELOPMENT CORPORATION (RCHDC) AFFORDABLE HOUSING PROJECT AT 237 E. GOBBI STREET IN THE AMOUNT OF $12,650

Summary: Staff is reporting a contract with Marcus H. Bole & Associates for California Environmental Quality Act (CEQA) services for the Rural Communities Housing Development Corporation (RCHDC) affordable housing project at 237 E. Gobbi Street, in the amount of $12,650.

Background / Discussion: A contract was entered into with Marcus H. Bole & Associates in April to complete the environmental review (CEQA) work required for the Rural Communities Housing Development Cooperation (RCHDC) multi-family affordable housing project located at 237 E. Gobbi Street.

In order to expedite the entitlement process, the applicant has requested the use of an outside consultant to complete the required CEQA analysis. This has been the practice for other projects such as Costco. RCHDC will be billed on a cost recovery basis, requiring the applicant to pay all consultant and City administrative expenses incurred while completing the CEQA process. Marcus H. Bole & Associates will serve as the primary CEQA consultant for the project. While Marcus H. Bole & Associates has not worked for the City in the past, they have many public sector clients and Staff believes they are suited to complete the necessary steps required to complete this environmental review process. Attachment 1 is a copy of the contract.

FISCAL IMPACT:

Current Cost in 16-17 FY	New Appropriation Source of Funds (Title & No.)	Account Number	Budget Amendment Required	Previous Contract or Purchase Order No.
N/A	RCHDC CEQA DEPOSIT	90000000.23260	Yes No ☒	1617-197

RECOMMENDED ACTION(S): Receive the report regarding a contract with Marcus H. Bole & Associates for environmental review (CEQA) work services for the proposed Rural Communities Housing Development Corporation (RCHDC) affordable housing project at 237 E. Gobbi Street, in the amount of $12,650.

ALTERNATIVES: Provide alternate direction to Staff.

Citizens advised: N/A
Requested by: Sage Sangiacomo, City Manager
Prepared by: Kevin Thompson, Planning Manager
Coordinated with: Mary Horger, Procurement Manager
Presenters: Kevin Thompson, Planning Manager
Attachment: 1. Scope of Work

COUNCIL ACTION DATE: _____: ☐ Approved ☐ Continued to_____ ☐ Other _____

RECORDS APPROVED: ☐ Agreement: _____ ☐ Resolution: _____ ☐ Ordinance: _____

Note: Please write Agreement No. in upper right corner of agreement when drafted.

Approved: _____
Sage Sangiacomo, City Manager

AGREEMENT FOR PROFESSIONAL CONSULTING SERVICES [Design Professional]

This Agreement, made and entered into this 21st day of April, 2017("Effective Date"), by and between CITY OF UKIAH, CALIFORNIA, hereinafter referred to as "City" and Marcus H. Bole & Associates, a Sole Proprietorship [sole proprietorship, corporation, partnership, limited partnership, limited liability company, etc] organized and in good standing under the laws of the state of California, hereinafter referred to as "Consultant".

RECITALS

This Agreement is predicated on the following facts:

a. City requires consulting services related to CEQA Initial Study/Mitigated Negative Declaration for the Willow Terrace Project, 237 E. Gobbi Street, Ukiah, CA – MHBA File 0214-2017-3470-CEQA.

b. Consultant represents that it has the qualifications, skills, experience and properly licensed to provide these services, and is willing to provide them according to the terms of this Agreement.

c. City and Consultant agree upon the Scope-of-Work and Work Schedule attached hereto as Attachment "A", describing contract provisions for the project and setting forth the completion dates for the various services to be provided pursuant to this Agreement.

TERMS OF AGREEMENT

1.0 DESCRIPTION OF PROJECT

1.1 The Project is described in detail in the attached Scope-of-Work (Attachment "A").

2.0 SCOPE OF SERVICES

2.1 As set forth in Attachment "A".

2.2. Additional Services. Additional services, if any, shall only proceed upon written agreement between City and Consultant. The written Agreement shall be in the form of an Amendment to this Agreement.

3.0 CONDUCT OF WORK

3.1 Time of Completion. Consultant shall commence performance of services as required by the Scope-of-Work upon receipt of a Notice to Proceed from City and shall complete such services within 90 calendar days from receipt of the Notice to Proceed. Consultant shall complete the work to the City's reasonable satisfaction, even if contract disputes arise or Consultant contends it is entitled to further compensation.

4.0 COMPENSATION FOR SERVICES

4.1 Basis for Compensation. For the performance of the professional services of this Agreement, Consultant shall be compensated on a time and expense basis not to exceed a guaranteed maximum dollar amount of $12,650.00. Labor charges shall be based upon hourly billing rates

for the various classifications of personnel employed by Consultant to perform the Scope of Work as set forth in the attached Attachment B, which shall include all indirect costs and expenses of every kind or nature, except direct expenses. The direct expenses and the fees to be charged for same shall be as set forth in Attachment B. Consultant shall complete the Scope of Work for the not-to-exceed guaranteed maximum, even if actual time and expenses exceed that amount.

4.2 Changes. Should changes in compensation be required because of changes to the Scope-of-Work of this Agreement, the parties shall agree in writing to any changes in compensation. "Changes to the Scope-of-Work" means different activities than those described in Attachment "A" and not additional time to complete those activities than the parties anticipated on the date they entered this Agreement.

4.3 Sub-contractor Payment. The use of sub-consultants or other services to perform a portion of the work of this Agreement shall be approved by City prior to commencement of work. The cost of sub-consultants shall be included within guaranteed not-to-exceed amount set forth in Section 4.1.

4.4 Terms of Payment. Payment to Consultant for services rendered in accordance with this contract shall be based upon submission of monthly invoices for the work satisfactorily performed prior to the date of invoice less any amount already paid to Consultant, which amounts shall be due and payable thirty (30) days after receipt by City. The invoices shall provide a description of each item of work performed, the time expended to perform each task, the fees charged for that task, and the direct expenses incurred and billed for. Invoices shall be accompanied by documentation sufficient to enable City to determine progress made and the expenses claimed.

5.0 ASSURANCES OF CONSULTANT

5.1 Independent Contractor. Consultant is an independent contractor and is solely responsible for its acts or omissions. Consultant (including its agents, servants, and employees) is not City's agent, employee, or representative for any purpose.

It is the express intention of the parties hereto that Consultant is an independent contractor and not an employee, joint venturer, or partner of City for any purpose whatsoever. City shall have no right to, and shall not control the manner or prescribe the method of accomplishing those services contracted to and performed by Consultant under this Agreement, and the general public and all governmental agencies regulating such activity shall be so informed.

Those provisions of this Agreement that reserve ultimate authority in City have been inserted solely to achieve compliance with federal and state laws, rules, regulations, and interpretations thereof. No such provisions and no other provisions of this Agreement shall be interpreted or construed as creating or establishing the relationship of employer and employee between Consultant and City.

Consultant shall pay all estimated and actual federal and state income and self-employment taxes that are due the state and federal government and shall furnish and pay worker's compensation insurance, unemployment insurance and any other benefits required by law for himself and his employees, if any. Consultant agrees to indemnify and hold City and its officers, agents and employees harmless from and against any claims or demands by federal, state or local government agencies for any such taxes or benefits due but not paid by Consultant, including the legal costs associated with defending against any audit, claim, demand or law suit.

Consultant warrants and represents that it is a properly licensed professional or professional organization with a substantial investment in its business and that it maintains its own offices and staff which it will use in performing under this Agreement.

5.2 Conflict of Interest. Consultant understands that its professional responsibility is solely to City. Consultant has no interest and will not acquire any direct or indirect interest that would conflict with its performance of the Agreement. Consultant shall not in the performance of this Agreement employ a person having such an interest. If the City Manager determines that the Consultant has a disclosure obligation under the City's local conflict of interest code, the Consultant shall file the required disclosure form with the City Clerk within 10 days of being notified of the City Manager's determination.

6.0 INDEMNIFICATION

6.1 Insurance Liability. Without limiting Consultant's obligations arising under Paragraph 6.2 Consultant shall not begin work under this Agreement until it procures and maintains for the full period of time allowed by law, surviving the termination of this Agreement insurance against claims for injuries to persons or damages to property, which may arise from or in connection with its performance under this Agreement.

A. Minimum Scope of Insurance

Coverage shall be at least as broad as:

1. Insurance Services Office ("ISO) Commercial General Liability Coverage Form No. CG 20 10 10 01 and Commercial General Liability Coverage – Completed Operations Form No. CG 20 37 10 01.

2. ISO Form No. CA 0001 (Ed. 1/87) covering Automobile Liability, Code 1 "any auto" or Code 8, 9 if no owned autos and endorsement CA 0025.

3. Worker's Compensation Insurance as required by the Labor Code of the State of California and Employers Liability Insurance.

4. Errors and Omissions liability insurance appropriate to the consultant's profession. Architects' and engineers' coverage is to be endorsed to include contractual liability.

B. Minimum Limits of Insurance

Consultant shall maintain limits no less than:

1. General Liability: $1,000,000 combined single limit per occurrence for bodily injury, personal injury and property damage including operations, products and completed operations. If Commercial General Liability Insurance or other form with a general aggregate limit is used, the general aggregate limit shall apply separately to the work performed under this Agreement, or the aggregate limit shall be twice the prescribed per occurrence limit.

2. Automobile Liability: $1,000,000 combined single limit per accident for bodily injury and property damage.

3. Worker's Compensation and Employers Liability: Worker's compensation limits as required by the Labor Code of the State of California and Employers Liability limits of $1,000,000 per accident.

4. Errors and Omissions liability: $1,000,000 per occurrence.

C. Deductibles and Self-Insured Retentions

Any deductibles or self-insured retentions must be declared to and approved by the City. At the option of the City, either the insurer shall reduce or eliminate such deductibles or self-insured retentions as respects to the City, its officers, officials, employees and volunteers; or the Consultant shall procure a bond guaranteeing payment of losses and related investigations, claim administration and defense expenses.

D. Other Insurance Provisions

The policies are to contain, or be endorsed to contain, the following provisions:

1. General Liability and Automobile Liability Coverages

a. The City, it officers, officials, employees and volunteers are to be covered as additional insureds as respects; liability arising out of activities performed by or on behalf of the Consultant, products and completed operations of the Consultant, premises owned, occupied or used by the Consultant, or automobiles owned, hired or borrowed by the Consultant for the full period of time allowed by law, surviving the termination of this Agreement. The coverage shall contain no special limitations on the scope-of-protection afforded to the City, its officers, officials, employees or volunteers.

b. The Consultant's insurance coverage shall be primary insurance as respects to the City, its officers, officials, employees and volunteers. Any insurance or self-insurance maintained by the City, its officers, officials, employees or volunteers shall be in excess of the Consultant's insurance and shall not contribute with it.

c. Any failure to comply with reporting provisions of the policies shall not affect coverage provided to the City, its officers, officials, employees or volunteers.

d. The Consultant's insurance shall apply separately to each insured against whom claim is made or suit is brought, except with respect to the limits of the insurer's liability.

2. Worker's Compensation and Employers Liability Coverage

The insurer shall agree to waive all rights of subrogation against the City, its officers, officials, employees and volunteers for losses arising from Consultant's performance of the work, pursuant to this Agreement.

3. Professional Liability Coverage

If written on a claims-made basis, the retroactivity date shall be the effective date of this Agreement. The policy period shall extend one year from date of final invoice.

4. All Coverages

Each Insurance policy required by this clause shall be endorsed to state that coverage shall not be suspended, voided, canceled by either party, reduced in coverage or in limits except after thirty (30) days prior written notice by certified mail, return receipt requested, has been given to the City.

E. Acceptability of Insurers

Insurance is to be placed with admitted California insurers with an A.M. Best's rating of no less than A- for financial strength, AA for long-term credit rating and AMB-1 for short-term credit rating.

F. Verification of Coverage

Consultant shall furnish the City with Certificates of Insurance and with original Endorsements effecting coverage required by this Agreement. The Certificates and Endorsements for each insurance policy are to be signed by a person authorized by that insurer to bind coverage on its behalf. The Certificates and Endorsements are to be on forms provided or approved by the City. All Certificates and Endorsements are to be received and approved by the City before Consultant begins the work of this Agreement. The City reserves the right to require complete, certified copies of all required insurance policies, at any time. If Consultant fails to provide the coverages required herein, the City shall have the right, but not the obligation, to purchase any or all of them. In that event, after notice to Consultant that City has paid the premium, the cost of insurance may be deducted from the compensation otherwise due the contractor under the terms of this Contract.

G. Subcontractors

Consultant shall include all sub-contractors or sub-consultants as insured under its policies or shall furnish separate certificates and endorsements for each sub-contractor or sub-consultant. All coverage for sub-contractors or sub-consultants shall be subject to all insurance requirements set forth in this Paragraph 6.1.

6.2 Indemnification. Notwithstanding the foregoing insurance requirements, and in addition thereto, Consultant agrees, for the full period of time allowed by law, surviving the termination of this Agreement, to indemnify the City for any claim, cost or liability that arises out of, or pertains to, or relates to any negligent act or omission or the willful misconduct of Consultant and its agents in the performance of services under this contract, but this indemnity does not apply to liability for damages for death or bodily injury to persons, injury to property, or other loss, arising from the sole negligence, willful misconduct or defects in design by the City, or arising from the active negligence of the City.

"Indemnify," as used herein includes the expenses of defending against a claim and the payment of any settlement or judgment arising out of the claim. Defense costs include all

costs associated with defending the claim, including, but not limited to, the fees of attorneys, investigators, consultants, experts and expert witnesses, and litigation expenses.

References in this paragraph to City or Consultant, include their officers, employees, agents, and subcontractors.

7.0 CONTRACT PROVISIONS

7.1 Documents and Ownership of Work. All documents furnished to Consultant by City and all documents or reports and supportive data prepared by Consultant under this Agreement are owned and become the property of the City upon their creation and shall be given to City immediately upon demand and at the completion of Consultant's services at no additional cost to City. Deliverables are identified in the Scope-of-Work, Attachment "A". All documents produced by Consultant shall be furnished to City in digital format and hardcopy. Consultant shall produce the digital format, using software and media approved by City.

7.2 Governing Law. Consultant shall comply with the laws and regulations of the United States, the State of California, and all local governments having jurisdiction over this Agreement. The interpretation and enforcement of this Agreement shall be governed by California law and any action arising under or in connection with this Agreement must be filed in a Court of competent jurisdiction in Mendocino County.

7.3 Entire Agreement. This Agreement plus its Attachment(s) and executed Amendments set forth the entire understanding between the parties.

7.4 Severability. If any term of this Agreement is held invalid by a court of competent jurisdiction, the remainder of this Agreement shall remain in effect.

7.5 Modification. No modification of this Agreement is valid unless made with the agreement of both parties in writing.

7.6 Assignment. Consultant's services are considered unique and personal. Consultant shall not assign, transfer, or sub-contract its interest or obligation under all or any portion of this Agreement without City's prior written consent.

7.7 Waiver. No waiver of a breach of any covenant, term, or condition of this Agreement shall be a waiver of any other or subsequent breach of the same or any other covenant, term or condition or a waiver of the covenant, term or condition itself.

7.8 Termination. This Agreement may only be terminated by either party: 1) for breach of the Agreement; 2) because funds are no longer available to pay Consultant for services provided under this Agreement; or 3) City has abandoned and does not wish to complete the project for which Consultant was retained. A party shall notify the other party of any alleged breach of the Agreement and of the action required to cure the breach. If the breaching party fails to cure the breach within the time specified in the notice, the contract shall be terminated as of that time. If terminated for lack of funds or abandonment of the project, the contract shall terminate on the date notice of termination is given to Consultant. City shall pay the Consultant only for services performed and expenses incurred as of the effective termination date. In such event, as a condition to payment, Consultant shall provide to City all finished or unfinished documents, data, studies, surveys, drawings, maps, models, photographs and reports prepared by the Consultant under this Agreement. Consultant shall be entitled to receive just and equitable compensation for any work satisfactorily completed hereunder,

subject to off-set for any direct or consequential damages City may incur as a result of Consultant's breach of contract.

7.9 Execution of Agreement. This Agreement may be executed in duplicate originals, each bearing the original signature of the parties. Alternatively, this Agreement may be executed and delivered by facsimile or other electronic transmission, and in more than one counterpart, each of which shall be deemed an original, and all of which together shall constitute one and the same instrument. When executed using either alternative, the executed agreement shall be deemed an original admissible as evidence in any administrative or judicial proceeding to prove the terms and content of this Agreement.

8.0 NOTICES

Any notice given under this Agreement shall be in writing and deemed given when personally delivered or deposited in the mail (certified or registered) addressed to the parties as follows:

CITY OF UKIAH
DEPT. OF COMMUNITY DEVELOPMENT
300 SEMINARY AVENUE
UKIAH, CALIFORNIA 95482-5400

MARCUS H. BOLE & ASSOCIATES
ATTN: MARCUS H. BOLE
104 BROCK DRIVE
WHEATLAND, CA 95692

9.0 SIGNATURES

IN WITNESS WHEREOF, the parties have executed this Agreement the Effective Date:

MARCUS H. BOLE & ASSOCIATES

BY: Marcus H. Bole
MARCUS H. BOLE

04/21/2017
Date

572-72-5838
IRS IDN Number

CITY OF UKIAH

BY: Sage Sangiacomo
SAGE SANGIACOMO
CITY MANAGER

5-8-17
Date

ATTEST

Kristine Lawler
CITY CLERK

5-8-17
Date

ATTACHMENT "A"

Marcus H. Bole & Associates
An Environmental Consulting Firm

April 9, 2017

CEQA Lead Agency
City of Ukiah
Attn: Kevin Thompson
300 Seminary Avenue
Ukiah, CA 95482

Applicant:
RCHDC
Attn: Ryan LaRue
499 Leslie Street
Ukiah, CA 95482

SUBJECT: Scope of Work, Cost Estimate and Timing for CEQA Environment Review (Initial Study/Mitigated Negative Declaration) for the Willow Terrace Project, 237 E. Gobbi Street, City of Ukiah, California. MHBA File 0214-2017-3470-CEQA

Background: Rural Communities Housing Development Corporation (RCHDC) proposes to construct a 38 unit multifamily housing facility. 37 of the units will be affordable with one unit set aside for an onsite manager. The residents of this facility will be seriously mentally ill who are homeless or at risk of homelessness. This project provides permanent supportive housing for its residents. The residents will be selected and referred to the housing facility by the Mendocino County Health and Human Services Department (MCH&HS) is also the service provider of record for this project. Wraparound services will be provided to all residents of this facility to assure compliance with community norms.

The 1.0 acre site is located at 237 Gobbi Street in Ukiah, CA 95482. The assessor's parcel number in Mendocino County is 003-581-22-00. The site is parcel 1 of Lot 31 of the Yokayo Rancho Subdivision. Latitude is 39° 08' 38.68"N and the Longitude is 123° 12'04.27"W with an elevation of 600 feet.

The objective of the project is the development of permanent affordable housing for tenants who are seriously mentally ill and homeless or at risk of homelessness (that is qualified for services under the California Mental Health Services Act). The Ukiah Valley and Mendocino County in general have experienced a dramatic rise in the presence of this population. This incurs demands on community resources including emergency room visits, police calls, public disturbances, panhandling, environmental degradation, etc. It has been demonstrated that a "Housing First" policy is a cost effective measure to resolve the severity of the community problem as well as to provide benefit to the tenants. This project is an instantiation of the Housing First policy.

Development funding will create a Capitalized Operating Subsidy Reserve that will be used to support operations expenses beyond that covered by the limited rent expected from tenants. This will assure successful financial operation of the facility for at least 20 years.

There will be three two story residential buildings and a one story building for offices, meeting rooms, and provision of services to the tenants. The residences will be comprised of 11

affordable one bedroom units, 28 affordable studios, and one three bedroom unit for the manager. One office each for property management and service providers, two service delivery rooms, two ADA community bathrooms, a meeting room, a community room with full service kitchen, a laundry room, a maintenance workshop and storage room and several utility closets will be included in the one story building. Total floor space will be approximately 20,000 square feet.

The design will be consistent with the City of Ukiah Design Guidelines for the Downtown Design District. Redwood trees in the northwestern corner of the property will be conserved. Substantial open space will be available in the area enclosed on three sides by the residential and office buildings for tenant recreation, including a plaza, a 2400 square foot garden and substantial other landscaped area.

SCOPE OF WORK - SUMMARIZED

TASK 1.0 CEQA Initial Study/Mitigated Negative Declaration

The City of Ukiah is the CEQA Lead Agency. Marcus H. Bole & Associates (MHBA) will assist the City by the preparation an environmental document in accordance with the California Environmental Quality Act (Public Resources Code 12000 et seq.), the Guidelines (14 Cal. Code 15000 et seq.), agency CEQA procedures, if applicable, and relevant court decisions. The document type for the project is expected to be an Initial Study / Mitigated Negative Declaration (IS/MND). Data collected during the completion of the specialized studies and contacts with other sources will be incorporated by reference into an appropriate environmental document. Copies of the IS/MND will be subject to internal and administrative reviews by the City of Ukiah prior to finalization and circulation. At the completion of the administrative review, MHBA will incorporate appropriate comments received from City of Ukiah, and other public agencies into the final environmental documents and produce the document for circulation. MHBA will attend public meetings (as required) during the review of the environmental document and hearings for the adoption of the environmental document (if appropriate).

TASK 2.0 Reimbursable Expenses

Standard reimbursable expenses include State of California rate mileage and per diem charges for onsite surveys and attendance at meetings as directed.

Cost Estimate Summarized:

Services will be rendered on a time and materials basis according to the attached fee schedule. If you have any questions about any items on your invoice, please contact us promptly.

Task	Description	Project Manager, Principal	Senior Planner	Environmental Scientist	GIS Analyst/ Admin	Total Hours	Total
		$180/hr.	$150/hr.	$110/hr.	$80/hr.		
1.0 CEQA Initial Study/Mitigated Negative Declaration							
1.1	Initiation,	8	4			12	$2,040

	Research, Coordination	($1,440)	($600)				
1.2	Prepare Administrative Draft Document	4 ($720)	10 ($1,500)		12 ($960)	26	$3,180
1.3	Revise and Publish Document	1 ($180)	8 ($1,200)	1 ($110)	10 ($800)	20	$2,290
1.4	Prepare Approval Documents, Response to comments	2 ($360)	6 ($900)			8	$1,260
1.5	Prepare Mitigation Monitoring Report	1 ($180)			6 ($480)	7	$660
1.6	Revisions, Finalization and Repro	1 ($180)	2 ($300)		2 ($160)	5	$640
1.7	Planning Commission and Council Meetings	4 ($720)	2 ($300)		2 ($160)	8	$1,180
Total CEQA Initial Study/Mitigated Negative Declaration							$11,250
2.0 Reimbursable Expenses							
2.1	Mileage						$600
2.2	Per Diem						$800
Estimated Total							$12,650

PROPOSED Schedule for Completion of Technical Studies and Initial Study/Mitigated Negative Declaration

TASK	MONTHS TO COMPLETION
Project Initiation	
Consultation and Coordination	0.5
Technical Studies	1.0 - 2.0
Initial Study/MND	
Administrative Draft IS/MND	1.0 - 2.0
City of Ukiah Review of Administrative Draft	0.5
Revised Draft IS/MND	0.5
City of Ukiah Approval/Circulation	1.0
Public Meetings	1.0
Final IS/MND	1.0

If you have any questions concerning our Scope of Work, Cost or Timing please feel free to contact me directly at: Marcus H. Bole & Associates, Attn: Marcus Bole, 104 Brock Drive,

Wheatland, CA 95692, phone: 530-633-0117, fax: 530-633-0119, cell: 916-747-8501, and email: mbole@aol.com.

Respectfully submitted,

Marcus H. Bole

Marcus H. Bole, M.S., Principal
Senior Environmental Scientist
Marcus H. Bole & Associates

Allocation of Marcus H. Bole & Associates Staff:

Principal Contact, Project Manager, and Primary QA/QC Reviewer
Marcus H. Bole, M.S. Principal
Senior Environmental Scientist
REPA #647913
104 Brock Drive
Wheatland, CA 95692
Office: 530-633-0117
Cell: 916-747-8501
mbole@aol.com

Senior Environmental Scientist
Charlene J. Bole, M.S.
Environmental Scientist
REPA #229436
Office: 530-633-0117
Cell: 916-747-8502
charlenebole@aol.com

Senior Project Biologist
David H. Bole, B.S.
Wildlife Biologist & Wetland Scientist
Environmental Scientist
REPA #762718
Office: 530-633-0117
Cell: 530-4-5-6623
davidhbole@yahoo.com

Senior Project Safety and Hazmat Coordinator
Gerald H. DeRego, M.S., CUSA
Environmental Health and Safety Manager
Environmental Scientist
Office: 530-633-0117
Cell: 530-802-6278
jderego@comcast.net

Senior Project Archaeologist
Sean M. Jensen, M.A.
Cultural/Historical/Archaeological
Office: 530-633-0117
Cell: 530-680-6170
seanjensen@comcast.net

GIS/AutoCAD Specialist
Mark Sayers, B.S.
GIS/Graphic Support
Office: 530-633-0117
Cell: 530-864-5574
mark@bvid.org

City of Ukiah

ITEM NO.: 7d

MEETING DATE: May 17, 2017

AGENDA SUMMARY REPORT

SUBJECT: COUNCIL TO CONSIDER AWARDING THE PURCHASE OF ONE NEW 2017 TOYOTA CAMRY HYBRID SE PER SPECIFICATION #E35772 TO THURSTON AUTO PLAZA OF UKIAH FOR GENERAL USE IN THE TOTAL AMOUNT OF $29,200.00 INCLUDING TAX AND DELIVERY CHARGES AND CORRESPONDING BUDGET AMENDMENT

Summary: Council will consider approving the purchase of a new 2017 Toyota Camry Hybrid SE for general use and a budget amendment in the amount of $29,200.00.

Background: This vehicle is needed to replace an existing 2007 Toyota Camry unit purchased new in 2006 that has had to be taken out of service for two months now due to the vehicle being in-operable. Staff has determined the vehicle is in poor mechanical condition due to the failure of the HV battery pack and the cost needed to put the vehicle back in service being too high compared to the vehicles worth. The Vehicle Replacement Justification is included as Attachment 2.

Staff requested bids from more than twenty new auto dealers. Two companies responded with a total of 5 options to choose from. The bid tabulation is included at Attachment 1. Thurston Auto Plaza submitted the second lowest bid in the amount of $29,200.00. However, with the application of the City's 5% local preference policy, it has qualified them for the bid award.

Discussion: Submitted for City Council's consideration and action is Staff's recommendation to approve the purchase of a new 2017 Toyota Camry Hybrid SE for the General Use in the amount of $29,200.00 to Thurston Auto Plaza of Ukiah and the budget amendment in the amount of $29,200.00.

This vehicle is used daily in town and for travel out of the area and is part of the general use fleet of three vehicles. Since funds were not originally budgeted for this purchase a budget amendment will be needed in the amount of $29,200.00 from Equipment Reserve to the Machinery and Equipment account.

FISCAL IMPACT:

Budgeted Amount in 16-17 FY	New Appropriation Source of Funds (Title & No.)	Account Number	Budget Amendment Required	Previous Contract or Purchase Order No.
$0.00	$29,200; Equipment Reserve	20822500.80100	Yes ☒ No ☐	N/A

RECOMMENDED ACTION(S): Approve the purchase of one new 2017 Toyota Camry Hybrid SE per specification #E35772 to Thurston Auto Plaza of Ukiah for General Use in the total amount of $29,200.00 and corresponding budget amendment of 29,200.00 from Equipment Reserve fund to Machinery and Equipment fund.

ALTERNATIVES:

Citizens advised: N/A
Requested by: Tami Bartolomei, Community Services Administrator
Prepared by: Mary Williamson, Buyer;
Coordinated with: Dave Kirch, Fleet Maintenance Supervisor; Mary Horger, Procurement Manager
Presenter: Tami Bartolomei, Community Services Administrator
Attachments: 1. Bid Tabulation. 2. Vehicle Replacement Justification Sheet

COUNCIL ACTION DATE: _____: ☐ Approved ☐ Continued to_____ ☐ Other _____

RECORDS APPROVED: ☐ Agreement: _____ ☐ Resolution: _____ ☐ Ordinance: _____

Note: Please write Agreement No. in upper right corner of agreement when drafted..

Approved: _____
Sage Sangiacomo, City Manager

Bid Tab - E35772, Bid Opening - 5/4/2017

ATTACHMENT 1

Description	QTY	Thurston Auto Plaza	Bid 1	Thurston Auto Plaza	Bid 2	Thurston Auto Plaza	Bid 3	Folsom Lake Toyota	Bid 1	Folsom Lake Toyota	Bid 2	
2017 Toyota Camry Hybrid SE	1	29135.46	29135.46	29135.46	29135.46	29412.27	29412.27	28477.27	28477.27	26170.47	26170.47	
Tire Fee	1	37.75	37.75	37.75	37.75	37.75	37.75	8.75	8.75	8.75	8.75	
Documentation Fee	1	80.00	80.00	80.00	80.00	80.00	80.00	29.00	29.00	29.00	29.00	
LESS - REBATE	1	-2,500.00	-2500.00	-2,500.00	-2500.00	-2500.00	-2500.00	-2500.00	-2500.00	-2,500.00	-2500.00	
		Super White / Ash Interior		Super White/ Black Interior		Pearl White/ Ash Interior				Alternate LE Model		
			26753.21		26753.21		27030.02		26015.02		23708.22	
Plus Sales Tax @ 8.375%			2446.79		2446.79		2469.98		2384.97		2191.78	
TOTAL			$29,200.00		$29,200.00		$29,500.00		$28,399.99		$25,900.00	
5% Local Vendor Preference if Applicable:			1460.00		1460.00		1475.00					
Total when Preference Applied:			$27,740.00		$27,740.00		$28,025.00			Unacceptable Alternate		
										Does not meet specs		
Thurston Auto Plaza is winning Bid with Bid 2 at $29,200 after Local Preference is applied.												
			6-8 Weeks		1 Week		Stock					

City of Ukiah

Fleet Vehicle Justification

Proposed Vehicle: 2017 Toyota Camry SE

Department: General Government Services

Area of use: All City Departments

Prepared by: Dave Kirch, Fleet Maintenance Supervisor and Jarod Thiele, Public Works Management Analyst

1 VEHICLE PURPOSE

Need for vehicle within Department fleet
This vehicle will be used daily in town and for travel out of town

2 REPLACEMENT JUSTIFICATION

2.1 Current Vehicle

Description, Mileage, Funding Source and Market Value
The vehicle being replaced is #4590, a 2007 Toyota Camry. It was purchased new in 2006 with General Government Service funds. Currently it has 103,000 miles on it. This vehicle is in fair condition. The current value of this vehicle is $4,500 if it was operable.

2.2 Maintenance Costs

Overall Condition, Maintenance Costs, Out of Service Time, Parts Availability, and Associated Safety Issues

Overall Mechanical Condition: This vehicle is in poor mechanical condition due to the failure of the HV battery Pack

Maintenance Costs: For the past year this vehicle has incurred approximately $1,710 in parts and labor costs. Current repair cost needed in order to put it back in service is approximately $5,700

Out of Service Time: This vehicle is currently out of service for approximately 2 months and will remain out of service.

Parts Availability: Parts are available.

Associated Safety Issues: None

2.3 Shared Resources

Define any resources currently available within the City of Ukiah fleet which could be utilized for this purpose.
No resources are recommended due to the amount of repairs.

3 PROPOSED VEHICLE SPECIFICATIONS

Proposed Vehicle Specifications
2017 Toyota Camry Hybrid SE

4 ALTERNATIVE FUEL AND CARB REGULATIONS

4.1 Alternative Fuels Availability

Proposed Vehicle Alternative Fuels Availability
The proposed vehicle will be a Hybrid

4.2 CARB STANDARDS

CARB STANDARDS
The new vehicle will be CARB compliant

ITEM NO.: 7e

MEETING DATE: May 17, 2017

City of Ukiah

AGENDA SUMMARY REPORT

SUBJECT: COUNCIL TO CONSIDER AWARDING THE PURCHASE OF ONE NEW 2017 CHRYSLER PACIFICA TOURING VAN PER SPECIFICATION #E35771, TO THURSTON CHRYSLER DODGE JEEP RAM OF UKIAH, FOR GENERAL USE IN THE TOTAL AMOUNT OF $30,646.10 AND CORRESPONDING BUDGET AMENDMENT

Summary: Council will consider awarding the purchase of a new 2017 Chrysler Pacifica Touring Van for general use and a corresponding budget amendment of $30,646.10.

Background: This vehicle will be replacing a 2003 Dodge Grand Caravan that was purchased in 2003, the vehicle currently has 73,000 miles and a value of $1,200. Staff has recommended this vehicle be taken out of the General Use fleet due to its mechanical condition. The Vehicle Replacement Justification is included as Attachment 1. The 2003 Dodge Grand Caravan will continue to be used by Community Services for in town use only or until the vehicles mechanical condition deteriorates beyond reasonable maintenance. Staff requested bids from more than twenty new auto dealers. Only one bid was received from Thurston Chrysler Dodge Jeep Ram of Ukiah.

Discussion: Submitted for the City Council's consideration and action is Staff's recommendation to award the purchase of a new 2017 Chrysler Pacifica Touring Van for the General Use in the amount of $30,646.10 to Thurston Chrysler Dodge Jeep Ram of Ukiah, and the budget amendment in the amount of $30,646.10. Staff researched True Car Value and determined the bid to be within the anticipated cost for this vehicle model.

This vehicle is used by all City Departments and used for daily in town and out of area travel and will be part of the general use fleet of three vehicles. Since funds were not originally budgeted for this purchase a budget amendment will be needed in the amount of $30,646.10 from Equipment Reserve to the Machinery and Equipment account.

FISCAL IMPACT:

Budgeted Amount in 16-17 FY	New Appropriation Source of Funds (Title & No.)	Account Number	Budget Amendment Required	Previous Contract or Purchase Order No.
$0.00	$30,646.10; Equipment Reserve	22022500.80100	Yes ☒ No ☐	N/A

RECOMMENDED ACTION(S): Approve the purchase of one ne 2017 Chrysler Pacifica Touring per specification E35771 to Thurston Chrysler Dodge Jeep Ram of Ukiah for General Use in the total amount of $30,646.10 and corresponding budget amendment of $30,646.10 from Equipment Reserve fund to Machinery and Equipment fund.

ALTERNATIVES:

Citizens advised: N/A
Requested by: Tami Bartolomei, Community Services Administrator
Prepared by: Mary Williamson, Buyer;
Coordinated with: Dave Kirch, Fleet Maintenance Supervisor; Mary Horger, Procurement Manager
Presenters: Tami Bartolomei, Community Services Administrator
Attachments: 1. Vehicle Replacement Justification

COUNCIL ACTION DATE: _____: ☐ Approved ☐ Continued to_____ ☐ Other _____

RECORDS APPROVED: ☐ Agreement: _____ ☐ Resolution: _____ ☐ Ordinance: _____

Note: Please write Agreement No. in upper right corner of agreement when drafted..

Approved: _____
Sage Sangiacomo, City Manager

City of Ukiah

Fleet Vehicle Justification

Proposed Vehicle: 2017 Chrysler Pacifica

Department: General Government Services

Area of use: All City Departments

Prepared by: Dave Kirch, Fleet Maintenance Supervisor and Jarod Thiele, Public Works Management Analyst

1 VEHICLE PURPOSE

Need for vehicle within Department fleet
This vehicle will be used daily in town and for travel out of town

2 REPLACEMENT JUSTIFICATION

2.1 Current Vehicle

Description, Mileage, Funding Source and Market Value
The vehicle being replaced is #4545, a 2003 Dodge Grand Caravan. It was purchased new in 2003 with General Government Service funds. Currently it has 73,000 miles on it. This vehicle is in fair condition. The current value of this vehicle is $1,200.

2.2 Maintenance Costs

Overall Condition, Maintenance Costs, Out of Service Time, Parts Availability, and Associated Safety Issues
Overall Mechanical Condition: This vehicle is in fair mechanical condition. **Maintenance Costs:** For the past year this vehicle has incurred approximately $870 in parts and labor costs. **Out of Service Time:** This vehicle is not currently out of service **Parts Availability:** Parts are available. **Associated Safety Issues:** None

2.3 Shared Resources

Define any resources currently available within the City of Ukiah fleet which could be utilized for this purpose.
The current van will be transferred to the Recreation Department for in town use only. The new vehicle will be used as one of the three vehicles in the City's general use fleet for in town and out of town travel by all departments.

3 PROPOSED VEHICLE SPECIFICATIONS

Proposed Vehicle Specifications
2017 Chrysler Pacifica

4 ALTERNATIVE FUEL AND CARB REGULATIONS

4.1 Alternative Fuels Availability

Proposed Vehicle Alternative Fuels Availability
The proposed vehicle will not be a hybrid.

4.2 CARB STANDARDS

CARB STANDARDS
The new vehicle will be CARB compliant

City of Ukiah

ITEM NO.: 7f

MEETING DATE: May 17, 2017

AGENDA SUMMARY REPORT

SUBJECT: NOTIFICATION OF ACQUISITION OF PROFESSIONAL SERVICES FROM TELSTAR, INC. IN THE AMOUNT OF $22,192 FOR SCADA SYSTEM UPGRADES AND MAINTENANCE AT THE WATER TREATMENT PLANT

Summary: Council will receive a report on the acquisition of professional services from Telstar, Inc. for SCADA System upgrades and maintenance at the Water Treatment Plant

Background: Per Section 1522 of the Municipal Code staff is reporting to City Council the acquisition of professional services from Telstar Inc in the amount of $22,192.

Discussion: The Supervisory Control and Data Acquisition System (SCADA) at the Water Treatment Plant requires periodic upgrades and maintenance. Given the very technical nature of this equipment, Staff chooses to contract with a vendor who specializes in these services. Telstar, Inc. has been found to be reliable, qualified, and timely when service is needed. Funds are budgeted annually in the Water Treatment Plan Contracted Services account.

The routine maintenance and upgrades that were schedule were anticipated to be less than the $20,000 reporting limit. However, when the consultant was on-site it was discovered that the maintenance triggered other upgrades that were not apparent to treatment plant staff prior to engaging the consultant. These unforeseen upgrades pushed the total expenditure to $22,192. This amount exceeds the reporting limit set by Council policy. This was unavoidable without requiring additional trips by the consultant that would have resulted in a much higher cost to the system.

FISCAL IMPACT:

Budgeted Amount in 16-17 FY	New Appropriation Source of Funds (Title & No.)	Account Number	Budget Amendment Required	Previous Contract or Purchase Order No.
$71,700	N/A	82024411.52100	Yes ☐ No ☒	44599-01

RECOMMENDED ACTION(S): Receive report

ALTERNATIVES: N/A

Citizens advised: N/A
Requested by: Sean White, Director of Water and Sewer
Prepared by/Contact: Jarod Thiele, Public Works Management Analyst
Coordinated with: Mary Horger, Procurement Manager; Michelle Whyburn, Senior Water Treatment Plant Operator
Presenter: Jarod Thiele, Public Works Management Analyst
Attachments: N/A

COUNCIL ACTION DATE: _____: ☐ Approved ☐ Continued to_____ ☐ Other _____

RECORDS APPROVED: ☐ Agreement: _____ ☐ Resolution: _____ ☐ Ordinance: _____

Note: Please write Agreement No. in upper right corner of agreement when drafted.

Approved: _____
Sage Sangiacomo, City Manager

City of Ukiah

ITEM NO.: 7g

MEETING DATE: May 17, 2017

AGENDA SUMMARY REPORT

SUBJECT: **APPROVAL OF PURCHASE OF AN ONLINE NITRATE AND AMMONIA ANALYZER FROM THE HACH COMPANY IN THE AMOUNT OF $42,869 PLUS APPLICABLE TAX FOR THE WASTEWATER TREATMENT PLANT**

Summary: Council will consider approving the purchase of an online Nitrate and Ammonia Analyzer from the Hach Company for the Wastewater Treatment Plant.

Background: Several years ago, GHD performed a Nitrate and Ammonia Study of the process flow at the Wastewater Treatment Plant (WWTP). Samples were taken at various points throughout the treatment process and analyzed. While this information was beneficial, it was only captured for one point in time. Since the loading of the WWTP can vary and change the levels of nitrate and ammonia being produced through the treatment process, it would be more beneficial to install an online nitrate and ammonia analyzer which could monitor and provide instantaneous results for both constituents.

Discussion: Staff researched different analyzers and worked with the Purchasing Department to identify the Hach AMTAZ Analyzer (Attachment #1). The plan is to install the analyzer in the Advanced Waste Treatment building and tie it to the SCADA system to provide the information to the Operators.

In addition, this piece of equipment can be moved to various locations throughout the plant to monitor effluent quality at the different treatment processes. This will help in identifying exactly where in the treatment process these constituents are the highest levels. Capturing this information will assist in maintaining compliance with the National Pollutant Discharge Elimination System (NPDES) Permit at the WWTP.

FISCAL IMPACT:

Budgeted Amount in 16-17 FY	New Appropriation Source of Funds (Title & No.)	Account Number	Budget Amendment Required	Previous Contract or Purchase Order No.
$50,000	Wastewater Treatment Plant	84024425.80100	Yes ☐ No ☒	N/A

RECOMMENDED ACTION(S): Approve the purchase of an online Nitrate and Ammonia Analyzer from the Hach Company in the amount of $42,869 plus applicable tax for the Wastewater Treatment Plant

ALTERNATIVES: Do not approve the purchase and provide direction to Staff

Citizens advised: N/A
Requested by: Tim Eriksen, Director of Public Works/City Engineer
Prepared by: Jarod Thiele, Public Works Management Analyst
Coordinated with: Mary Horger, Procurement Manager; Andrew Luke, Wastewater Treatment Plant Supervisor; Sean White, Director of Water and Sewer
Presenters: Jarod Thiele, Public Works Management Analyst
Attachments: 1) Quote from the Hach Company

COUNCIL ACTION DATE: _____: ☐ Approved ☐ Continued to_____ ☐ Other _____

RECORDS APPROVED: ☐ Agreement: _____ ☐ Resolution: _____ ☐ Ordinance: _____

Note: Please write Agreement No. in upper right corner of agreement when drafted..

Approved: _____
Sage Sanglacomo, City Manager

Quotation

Hach
PO Box 608
Loveland, CO 80539-0608
Phone: (800) 227-4224
Email: quotes@hach.com
Website: www.hach.com

Quote Number: 100205110v3
Use quote number at time of order to ensure that you receive prices quoted

Quote Date: 02-Nov-2016

Quote Expiration: 01-May-2017

CITY OF UKIAH
ACCOUNTS PAYABLE
300 SEMINARY AVE
UKIAH, CA 95482

Name: Andy Luke
Phone: 707-467-2818
Email: aluke@cityofukiah.com

Customer Account Number : 109774

Sales Contact: Lisa Dell Email: ldell@hach.com Phone: 800-227-4224, x6295

PRICING QUOTATION

Line	Part Number	Description	Qty	Unit Price	Extended Price
1	6157400	KTO: AMTAX sc ANLZR 115-230V 0.05-200.05-20MG/L NH4-N, 1 CHANNEL, CONTINUOUS SAMPLE CE/cTUVus AND TUV-GS APPROVED	1	15,413.00	15,413.00
2	5739000	Sample filtration system 115VAC with10m heated sample delivery hose	1	7,490.00	7,490.00
3	LXV404.99.00552	sc200 CONTROLLER, AC-DC, 2 DIG, HACH	1	1,907.00	1,907.00
4	LQV155.99.00012	POWER BOX FOR sc ANALYZER W/POWER CORD	1	494.00	494.00
5	LXV417.99.20002	db NITRATAX PLUS SC 2MM	1	17,565.00	17,565.00
				Grand Total	$ 42,869.00

RECOMMENDED ACCESSORIES & SERVICES

Line	Part Number	Description	Qty	Unit Price	Extended Price
1	WRTUPGAMTAXSC	Comprehensive warranty upgrade includes: Instrument start-up, all parts, labor, and travel for on-site repairs, 2 on-site calibrations per year, factory recommended maintenance (including required parts), unlimited technical support calls, and free firmware updates. On-site response for "down" instrument repairs is typically 3 business days. Standard business hours are 8am-5pm M-F local time, excluding holidays. Please see service terms and conditions for additional details on our service plans, and to ensure you have an opportunity to review our environmental and safety requirements.	1	2,124.00	2,124.00
2	WRTUPGFILTRAX	Comprehensive warranty upgrade includes: Instrument start-up, all parts, labor, and travel for on-site repairs, 4 on-site calibrations per year, factory recommended maintenance (including required parts), unlimited technical support calls, and free firmware updates. On-site response for "down" instrument repairs is typically 3 business days. Standard business hours are 8am-5pm M-F local time, excluding holidays. Please see service terms and conditions for additional details on our service plans, and to ensure you have an opportunity to review our environmental and safety requirements.	1	2,764.00	2,764.00
		Comprehensive warranty upgrade includes: Instrument start-up, all parts, labor, and travel for on-site repairs, 2 on-site calibrations per year, factory			

Line	Part Number	Description	Qty	Unit Price	Extended Price
3	WRTUPGNITRATAX	recommended maintenance (including required parts), unlimited technical support calls, and free firmware updates. On-site response for "down" instrument repairs is typically 3 business days. Standard business hours are 8am-5pm M-F local time, excluding holidays. Please see service terms and conditions for additional details on our service plans, and to ensure you have an opportunity to review our environmental and safety requirements.	1	1,078.00	1,078.00

TERMS OF SALE

Freight: Ground Prepay and Add

FCA: Hach's facility

All purchases of Hach Company products and/or services are expressly and without limitation subject to Hach Company's Terms & Conditions of Sale ("Hach TCS"), incorporated herein by reference and published on Hach Company's website at www.hach.com/terms. Hach TCS are contained directly and/or by reference in Hach's offer, order acknowledgment, and invoice documents. The first of the following acts constitutes an acceptance of Hach's offer and not a counteroffer and creates a contract of sale "Contract" in accordance with the Hach TCS: (i)
Buyer's issuance of a purchase order document against Hach's offer; (ii) acknowledgement of Buyer's order by Hach; or (iii) commencement of any performance by Hach pursuant to Buyer's order. Provisions contained in Buyer's purchase documents (including electronic commerce interfaces) that materially alter, add to or subtract from the provisions of the Hach TCS are not part of the Contract.

Due to international regulations, a U.S. Department of Commerce Export License may be required. Hach reserves the right to approve specific shipping agents. Wooden boxes suitable for ocean shipment are extra. Specify final destination to ensure proper documentation and packing suitable for international transport. In addition, Hach may require : 1). A statement of intended end-use; 2).Certification that the intended end-use does not relate to proliferation of weapons of mass destruction (prohibited nuclear end use, chemical / biological weapons, missile technology); and 3). Certification that the goods will not be diverted contrary to U.S. law.

ORDER TERMS:
Terms are Subject to Credit Review
Please reference the quotation number on your purchase order.
Sales tax is not included. Applicable sales tax will be added to the invoice based on the U.S. destination, if applicable provide a resale/exemption certificate.
Shipments will be prepaid and added to invoices unless otherwise specified.
Equipment quoted operates with standard U.S. supply voltage.
Hach standard terms and conditions apply to all sales.
Additional terms and conditions apply to orders for service partnerships.
Prices do not include delivery of product. Reference attached Freight Charge Schedule and Collect Handling Fees.
Standard lead time is 30 days.
This Quote is good for a one time purchase.

Sales Contact:

Name:	Lisa Dell
Title:	Account Representative
Phone:	800-227-4224, x6295
Email:	ldell@hach.com

Prepared By:

Name:	Lisa Dell
Title:	Inside Sales Rep
Phone:	1-800-227-4224 x6295
Email:	ldell@hach.com

Be Right™

Quotation Addendum

HACH COMPANY

Headquarters
P.O. Box 389
5600 Lindbergh Drive
Loveland, CO 80539-0389

Purchase Orders
PO Box 608
Loveland, CO 80539-0608

WebSite: www.hach.com

U.S.A.
Phone: 800-227-4224
Fax: 970-669-2932
E-Mail: orders@hach.com
quotes@hach.com
techhelp@hach.com

Export
Phone: 970-669-3050
Fax: 970-461-3939
Email: intl@hach.com

Remittance
2207 Collections Center Drive
Chicago, IL 60693

Wire Transfers
Bank of America
231 S. LaSalle St.
Chicago, IL 60604
Account: 8765602385
Routing (ABA): 071000039

ADVANTAGES OF WORKING WITH HACH

Technical Support	***SIRR Delivery Program***	***Hach WarrantyPlus™ Upgrade***
Provides post-sale instrumentation and application support	*The Scheduled Inventory Reagent Replacement (SIRR) Program offers an uninterrupted supply of reagents*	*Instrument Protection and Service*
✓ Hach's highly skilled Technical Support staff is dedicated to helping you resolve technical issues before, during and after the sale. ✓ Available via phone, e-mail, or live online chat at Hach.com! ✓ Toll-free phone: 800-227-4224 ✓ E-mail: techhelp@hach.com	✓ Lower inventory costs and fresh supplies ✓ Reduced paperwork – one purchase order for the entire year ✓ Automatic shipments on your schedule ✓ Easier budgeting	✓ Savings of more than 20% versus a "pay as you go" approach ✓ Freedom from maintenance ✓ Worry-free compliance with Hach's certification ✓ Fixed maintenance budget for the entire year
www.Hach.com	www.Hach.com/sirr	www.Hach.com/warrantyplus

ADVANTAGES OF SIMPLIFIED SHIPPING AND HANDLING

Safe & Fast Delivery	***Save Time – Less Hassle***	***Save Money***
✓ Receive tracking numbers on your order acknowledgement ✓ Hach will assist with claims if an order is lost or damaged in shipment	✓ No need to set up deliveries for orders or to schedule pickup ✓ Hach ships order as product is available, at no additional charge, when simplified shipping and handling is used.	✓ No additional invoice to process – save on time and administrative costs ✓ Only pay shipping once, even if multiple shipments are required

STANDARD SIMPLIFIED SHIPPING AND HANDLING CHARGES [1, 2, 3] *Pricing Effective 10/3/2016*

Total Price of Merchandise Ordered	Standard Surface (Mainland USA)	Second Day Delivery (Mainland USA)	Next Day Delivery (Mainland USA)	Second Day Delivery (Alaska & Hawaii)	Next Day Delivery (Alaska & Hawaii)	**Collect** [4] Handling Fee *Effective 10/3/2016*
$0.00 - $49.99	$11.99	$29.99	$54.99	$44.95	$85.45	$7.98
$50.00 - $149.99	$17.79	$52.45	$98.97	$71.64	$136.19	$8.21
$150.00 - $349.99	$30.89	$79.43	$161.79	$100.23	$195.06	$8.72
$350.00 - $649.99	$41.67	$108.95	$216.68	$136.20	$263.73	$9.18
$650.00 - $949.99	$52.77	$114.40	$239.39	$141.65	$267.00	$9.50
$950.00 - $1,999.99	$66.39	$141.16	$298.48	$167.98	$325.04	$10.37
$2,000.00 - $3,999.99	$76.27	$151.01	$305.84	$173.67	$330.31	$11.99
$4,000.00 - $5,999.99	$88.42	$155.77	$320.61	$174.47	$339.85	$14.76
$6,000.00 - $7,999.99	$104.48	$176.56	$355.05	$192.45	$371.02	$17.22
$8,000.00 - $9,999.99	$119.79	$201.60	$393.94	$215.71	$409.10	$19.87
Over $10,000	2% of Net Order Value	4% of Net Order Value	6% of Net Order Value	4% of Net Order Value	6% of Net Order Value	$30.43

1 Shipping & Handling charges shown are only applicable to orders billing and shipping to U.S. destinations. Shipping & Handling charges will be prepaid and added to invoice. Shipping & Handling for the Reagent Delivery Program is charged on each shipment release and is based on the total price of each shipment release. Shipping & Handling charges are subject to change without notice.

2 Additional Shipping & Handling charges will be applied to orders containing bulky and/or especially heavy orders. Refrigerated and all weather Samplers do not qualify for simplified Shipping & Handling charges, and are considered heavy products. Dissolved Oxygen Sensors can be damaged if exposed to temps below freezing, causing sensor failure. Must be shipped over night or 2nd day air during the cold weather months.

3 Orders shipping to Alaska or Hawaii: Additional Shipping & Handling charges may be applied at time of order processing. Second Day and Next Day delivery is not available to all destinations.

4 Hach Company will assess a collect handling fee on orders with collect shipping terms. This handling fee covers the additional costs that Hach Company incurs from processing and managing collect shipments.

SALES TAX

Sales Tax is not included in the attached quotation. Applicable sales and usage taxes will be added to your invoice, at the time of order, based on U.S. destination of goods, unless a valid resale/exemption certificate for destination state is provided to the above address or fax number, attention of the Tax Dept.

TERMS & CONDITIONS OF SALE FOR HACH COMPANY PRODUCTS AND SERVICES

This document sets forth the Terms & Conditions of Sale for goods manufactured and/or supplied, and services provided, by Hach Company of Loveland, Colorado ("Hach") and sold to the original purchaser thereof ("Buyer"). Unless otherwise specifically stated herein, the term "Hach" includes only Hach Company and none of its affiliates. Unless otherwise specifically stated in a previously-executed written purchase agreement signed by authorized representatives of Hach and Buyer, these Terms & Conditions of Sale establish the rights, obligations and remedies of Hach and Buyer which apply to this offer and any resulting order or contract for the sale of Hach's goods and/or services ("Products").

1. APPLICABLE TERMS & CONDITIONS: These Terms & Conditions of Sale are contained directly and/or by reference in Hach's offer, order acknowledgment, and invoice documents. The first of the following acts constitutes an acceptance of Hach's offer and not a counteroffer and creates a contract of sale ("Contract") in accordance with these Terms & Conditions: (i) Buyer's issuance of a purchase order document against Hach's offer; (ii) acknowledgement of Buyer's order by Hach; or (iii) commencement of any performance by Hach pursuant to Buyer's order. Provisions contained in Buyer's purchase documents (including electronic commerce interfaces) that materially alter, add to or subtract from the provisions of these Terms & Conditions of Sale are not a part of the Contract.

2. CANCELLATION: Buyer may cancel goods orders subject to fair charges for Hach's expenses including handling, inspection, restocking, freight and invoicing charges as applicable, provided that Buyer returns such goods to Hach at Buyer's expense within 30 days of delivery and in the same condition as received. Buyer may cancel service orders on ninety (90) day's prior written notice and refunds will be prorated based on the duration of the service plan. Inspections and re-instatement fees may apply upon cancellation or expiration of service programs. Seller may cancel all or part of any order prior to delivery without liability if the order includes any Products that Seller determines may not comply with export, safety, local certification, or other applicable compliance requirements.

3. DELIVERY: Delivery will be accomplished FCA Hach's facility located in Ames, Iowa or Loveland, Colorado, United States (Incoterms 2010). For orders having a final destination within the U.S., legal title and risk of loss or damage pass to Buyer upon transfer to the first carrier. For orders having a final destination outside the U.S., legal title and risk of loss or damage pass to Buyer when the Products enter international waters or airspace or cross an international frontier. Hach will use commercially reasonable efforts to deliver the Products ordered herein within the time specified on the face of this Contract or, if no time is specified, within Hach's normal lead-time necessary for Hach to deliver the Products sold hereunder. Upon prior agreement with Buyer and for an additional charge, Hach will deliver the Products on an expedited basis. Standard service delivery hours are 8 am – 5 pm Monday through Friday, excluding holidays.

4. INSPECTION: Buyer will promptly inspect and accept any Products delivered pursuant to this Contract after receipt of such Products. In the event the Products do not conform to any applicable specifications, Buyer will promptly notify Hach of such nonconformance in writing. Hach will have a reasonable opportunity to repair or replace the nonconforming product at its option. Buyer will be deemed to have accepted any Products delivered hereunder and to have waived any such nonconformance in the event such a written notification is not received by Hach within thirty (30) days of delivery.

5. PRICES & ORDER SIZES: All prices are in U.S. dollars and are based on delivery as stated above. Prices do not include any charges for services such as insurance; brokerage fees; sales, use, inventory or excise taxes; import or export duties; special financing fees; VAT, income or royalty taxes imposed outside the U.S.; consular fees; special permits or licenses; or other charges imposed upon the production, sale, distribution, or delivery of Products. Buyer will either pay any and all such charges or provide Hach with acceptable exemption certificates, which obligation survives performance under this Contract. Hach reserves the right to establish minimum order sizes and will advise Buyer accordingly.

6. PAYMENTS: All payments must be made in U.S. dollars. For Internet orders, the purchase price is due at the time and manner set forth at www.hach.com. Invoices for all other orders are due and payable NET 30 DAYS from date of the invoice without regard to delays for inspection or transportation, with payments to be made by check to Hach at the above address or by wire transfer to the account stated on the front of Hach's invoice, or for customers with no established credit, Hach may require cash or credit card payment in advance of delivery. In the event payments are not made or not made in a timely manner, Hach may, in addition to all other remedies provided at law, either: (a) declare Buyer's performance in breach and terminate this Contract for default; (b) withhold future shipments until delinquent payments are made; (c) deliver future shipments on a cash-with-order or cash-in-advance basis even after the delinquency is cured; (d) charge interest on the delinquency at a rate of 1-1/2% per month or the maximum rate permitted by law, if lower, for each month or part thereof of delinquency in payment plus applicable storage charges and/or inventory carrying charges; (e) repossess the Products for which payment has not been made; (f) recover all costs of collection including reasonable attorney's fees; or (g) combine any of the above rights and remedies as is practicable and permitted by law. Buyer is prohibited from setting off any and all monies owed under this from any other sums, whether liquidated or not, that are or may be due Buyer, which arise out of a different transaction with Hach or any of its affiliates. Should Buyer's financial responsibility become unsatisfactory to Hach in its reasonable discretion, Hach may require cash payment or other security. If Buyer fails to meet these requirements, Hach may treat such failure as reasonable grounds for repudiation of this Contract, in which case reasonable cancellation charges shall be due Hach. Buyer grants Hach a security interest in the Products to secure payment in full, which payment releases the security interest but only if such payments could not be considered an avoidable transfer under the U.S. Bankruptcy Code or other applicable laws. Buyer's insolvency, bankruptcy, assignment for the benefit of creditors, or dissolution or termination of the existence of Buyer, constitutes a default under this Contract and affords Hach all the remedies of a secured party under the U.C.C., as well as the remedies stated above for late payment or non-payment. See ¶22 for further wire transfer requirements.

7. LIMITED WARRANTY: Hach warrants that Products sold hereunder will be free from defects in material and workmanship and will, when used in accordance with the manufacturer's operating and maintenance instructions, conform to any express written warranty pertaining to the specific goods purchased, which for most Hach instruments is for a period of twelve (12) months from delivery. Hach warrants that services furnished hereunder will be free from defects in workmanship for a period of ninety (90) days from the completion of the services. Parts provided by Hach in the performance of services may be new or refurbished parts functioning equivalent to new parts. Any non-functioning parts that are repaired by Hach shall become the property of Hach. No warranties are extended to consumable items such as, without limitation, reagents, batteries, mercury cells, and light bulbs. **All other guarantees, warranties, conditions and representations, either express or implied, whether arising under any statute, law, commercial usage or otherwise, including implied warranties of merchantability and fitness for a particular purpose, are hereby excluded.** The sole remedy for Products not meeting this Limited Warranty is replacement, credit or refund of the purchase price. This remedy will not be deemed to have failed of its essential purpose so long as Hach is willing to provide such replacement, credit or refund.

8. INDEMNIFICATION: Indemnification applies to a party and to such party's successors-in-interest, assignees, affiliates, directors, officers, and employees ("Indemnified Parties"). Hach is responsible for and will defend, indemnify and hold harmless the Buyer Indemnified Parties against all losses, claims, expenses or damages which may result from accident, injury, damage, or death due to Hach's breach of the Limited Warranty. This indemnification is provided on the condition that the Buyer is likewise responsible for and will defend, indemnify and hold harmless the Hach Indemnified Parties against all losses, claims, expenses or damages which may result from accident, injury, damage, or death due to the negligence or misuse or misapplication of any goods or services by the Buyer or any third party affiliated or in privity with Buyer.

9. PATENT PROTECTION: Subject to all limitations of liability provided herein, Hach will, with respect to any Products of Hach's design or manufacture, indemnify Buyer from any and all damages and costs as finally determined by a court of competent jurisdiction in any suit for infringement of any U.S. patent (or European patent for Products that Hach sells to Buyer for end use in a member state of the E.U.) that has issued as of the delivery date, solely by reason of the sale or normal use of any Products sold to Buyer hereunder and from reasonable expenses incurred by Buyer in defense of such suit if Hach does not undertake the defense thereof, provided that Buyer promptly notifies Hach of such suit and offers Hach either (i) full and exclusive control of the defense of such suit when Products of Hach only are involved, or (ii) the right to participate in the defense of such suit when products other than those of Hach are also involved. Hach's warranty as to use patents only applies to infringement arising solely out of the inherent operation of the Products according to their applications as envisioned by Hach's specifications. In case the Products are in such suit held to constitute infringement and the use of the Products is enjoined, Hach will, at its own expense and at its option, either procure for Buyer the right to continue using such Products or replace them with non-infringing products, or modify them so they become non-infringing, or remove the Products and refund the purchase price (prorated for depreciation) and the transportation costs thereof. The foregoing states the entire liability of Hach for patent infringement by the Products. Further, to the same extent as set forth in Hach's above obligation to Buyer, Buyer agrees to defend, indemnify and hold harmless Hach for patent infringement related to (x) any goods manufactured to the Buyer's design, (y) services provided in accordance with the Buyer's instructions, or (z) Hach's Products when used in combination with any other devices, parts or software not provided by Hach hereunder.

10. TRADEMARKS AND OTHER LABELS: Buyer agrees not to remove or alter any indicia of manufacturing origin or patent numbers contained on or within the Products, including without limitation the serial numbers or trademarks on nameplates or cast, molded or machined components.

11. SOFTWARE. All licenses to Hach's separately-provided software products are subject to the separate software license agreement(s) accompanying the software media. In the absence of such terms and for all other software, Hach grants Buyer only a personal, non-exclusive license to access and use the software provided by Hach with Products purchased hereunder solely as necessary for Buyer to enjoy the benefit of the Products. A portion of the software may contain or consist of open source software, which Buyer may use under the terms and conditions of the specific license under which the open source software is distributed. Buyer agrees that it will be bound by any and all such license agreements. Title to software remains with the applicable licensor(s).

12. PROPRIETARY INFORMATION; PRIVACY: "Proprietary Information" means any information, technical data or know-how in whatever form, whether documented, contained in machine readable or physical components, mask works or artwork, or otherwise, which Hach considers proprietary, including but not limited to service and maintenance manuals. Buyer and its customers, employees and agents will keep confidential all such Proprietary Information obtained directly or indirectly from Hach and will not transfer or disclose it without Hach's prior written consent, or use it for the manufacture, procurement, servicing or calibration of Products or any similar products, or cause such products to be manufactured, serviced or calibrated by or procured from any other source, or reproduce or otherwise appropriate it. All such Proprietary Information remains Hach's property. No right or license is granted to Buyer or its customers, employees or agents, expressly or by implication, with respect to the Proprietary Information or any patent right or other proprietary right of Hach, except for the limited use licenses implied by law. Hach will manage Customer's information and personal data in accordance with its Privacy Policy, located at http://www.hach.com/privacypolicy.

13. CHANGES AND ADDITIONAL CHARGES: Hach reserves the right to make design changes or improvements to any products of the same general class as Products being delivered hereunder without liability or obligation to incorporate such changes or improvements to Products ordered by Buyer unless agreed upon in writing before the Products' delivery date. Services which must be performed as a result of any of the following conditions are subject to additional charges for labor, travel and parts: (a) equipment alterations not authorized in writing by Hach; (b) damage resulting from improper use or handling, accident, neglect, power surge, or operation in an environment or manner in which the instrument is not designed to operate or is not in accordance with Hach's operating manuals; (c) the use of parts or accessories not provided by Hach; (d) damage resulting from acts of war, terrorism or nature; (e) services outside standard business hours; (f) site prework not complete per proposal; or (g) any repairs required to ensure equipment meets manufacturer's specifications upon activation of a service agreement.

14. SITE ACCESS / PREPARATION / WORKER SAFETY / ENVIRONMENTAL COMPLIANCE: In connection with services provided by Hach, Buyer agrees to permit prompt access to equipment. Buyer assumes full responsibility to back-up or otherwise protect its data against loss, damage or destruction before services are performed. Buyer is the operator and in full control of its premises, including those areas where Hach employees or contractors are performing service, repair and maintenance activities. Buyer will ensure that all necessary measures are taken for safety and security of working conditions, sites and installations during the performance of services. Buyer is the generator of any resulting wastes, including without limitation hazardous wastes. Buyer is solely responsible to arrange for the disposal of any wastes at its own expense. Buyer will, at its own expense, provide Hach employees and contractors working on Buyer's premises with all information and training required under applicable safety compliance regulations and Buyer's policies. If the instrument to be serviced is in a Confined Space, as that term is defined under OSHA regulations, Buyer is solely responsible to make it available to be serviced in an unconfined space. Hach service technicians will not work in Confined Spaces. In the event that a Buyer requires Hach employees or contractors to attend safety or compliance training programs provided by Buyer, Buyer will pay Hach the standard hourly rate and expense reimbursement for such training attended. The attendance at or completion of such training does not create or expand any warranty or obligation of Hach and does not serve to alter, amend, limit or supersede any part of this Contract.

15. LIMITATIONS ON USE: Buyer will not use any Products for any purpose other than those identified in Hach's catalogs and literature as intended uses. Unless Hach has advised the Buyer in writing, in no event will Buyer use any Products in drugs, food additives, food or cosmetics, or medical applications for humans or animals. In no event will Buyer use in any application any Product that requires FDA 510(k) clearance unless and only to the extent the Product has such clearance. Any warranty granted by Hach is void if any goods covered by such warranty are used for any purpose not permitted hereunder.

16. EXPORT AND IMPORT LICENSES AND COMPLIANCE WITH LAWS: Unless otherwise specified in this Contract, Buyer is responsible for obtaining any required export or import licenses. Hach represents that all Products delivered hereunder will be produced and supplied in compliance with all applicable laws and regulations. Buyer will comply with all laws and regulations applicable to the installation or use of all Products, including applicable import and export control laws and regulations of the U.S., E.U. and any other country having proper jurisdiction, and will obtain all necessary export licenses in connection with any subsequent export, re-export, transfer and use of all Products and technology delivered hereunder. Buyer will not sell, transfer, export or re-export any Hach Products or technology for use in activities which involve the design, development, production, use or stockpiling of nuclear, chemical or biological weapons or missiles, nor use Hach Products or technology in any facility which engages in activities relating to such weapons. Buyer will comply with all local, national, and other laws of all jurisdictions globally relating to anti-corruption, bribery, extortion, kickbacks, or similar matters which are applicable to Buyer's business activities in connection with this Contract, including but not limited to the U.S. Foreign Corrupt Practices Act of 1977, as amended (the "FCPA"). Buyer agrees that no payment of money or provision of anything of value will be offered, promised, paid or transferred, directly or indirectly, by any person or entity, to any government official, government employee, or employee of any company owned in part by a government, political party, political party official, or candidate for any government office or political party office to induce such organizations or persons to use their authority or influence to obtain or retain an improper business advantage for Buyer or for Hach, or which otherwise constitute or have the purpose or effect of public or commercial bribery, acceptance of or acquiescence in extortion, kickbacks or other unlawful or improper means of obtaining business or any improper advantage, with respect to any of Buyer's activities related to this Contract. Hach asks Buyer to "*Speak Up*!" if aware of any violation of law, regulation or our Standards of Conduct ("SOC") in relation to this Contract. See http://danaher.com/integrity-and-compliance and www.danaherintegrity.com for a copy of the SOC and for access to our Helpline portal.

17. FORCE MAJEURE: Hach is excused from performance of its obligations under this Contract to the extent caused by acts or omissions that are beyond its control of, including but not limited to Government embargoes, blockages, seizures or freeze of assets, delays or refusals to grant an export or import license or the suspension or revocation thereof, or any other acts of any Government; fires, floods, severe weather conditions, or any other acts of God; quarantines; labor strikes or lockouts; riots; strife; insurrections; civil disobedience or acts of criminals or terrorists; war; material shortages or delays in deliveries to Hach by third parties. In the event of the existence of any force majeure circumstances, the period of time for delivery, payment terms and payments under any letters of credit will be extended for a period of time equal to the period of delay. If the force majeure circumstances extend for six months, Hach may, at its option, terminate this Contract without penalty and without being deemed in default or in breach thereof.

18. NON ASSIGNMENT AND WAIVER: Buyer will not transfer or assign this Contract or any rights or interests hereunder without Hach's prior written consent. Failure of either party to insist upon strict performance of any provision of this Contract, or to exercise any right or privilege contained herein, or the waiver of any breach of the terms or conditions of this Contract will not be construed as thereafter waiving any such terms, conditions, rights, or privileges, and the same will continue and remain in force and effect as if no waiver had occurred.

19. LIMITATION OF LIABILITY: None of the Hach Indemnified Parties will be liable to Buyer under any circumstances for any special, treble, incidental or consequential damages, including without limitation, damage to or loss of property other than for the Products purchased hereunder; damages incurred in installation, repair or replacement; lost profits, revenue or opportunity; loss of use; losses resulting from or related to downtime of the products or inaccurate measurements or reporting; the cost of substitute products; or claims of Buyer's customers for such damages, howsoever caused, and whether based on warranty, contract, and/or tort (including negligence, strict liability or otherwise). The total liability of the Hach Indemnified Parties arising out of the performance or nonperformance hereunder or Hach's obligations in connection with the design, manufacture, sale, delivery, and/or use of Products will in no circumstance exceed in the aggregate a sum equal to twice the amount actually paid to Hach for Products delivered hereunder.

20. APPLICABLE LAW AND DISPUTE RESOLUTION: The construction, interpretation and performance hereof and all transactions hereunder shall be governed by the laws of the State of Colorado, without regard to its principles or laws regarding conflicts of laws. If any provision of this Contract violates any Federal, State or local statutes or regulations of any countries having jurisdiction of this transaction, or is illegal for any reason, said provision shall be self-deleting without affecting the validity of the remaining provisions. Unless otherwise specifically agreed upon in writing between Hach and Buyer, any dispute relating to this Contract which is not resolved by the parties shall be adjudicated in order of preference by a court of competent jurisdiction (i) in the State of Colorado, U.S.A. if Buyer has minimum contacts with Colorado and the U.S., (ii) elsewhere in the U.S. if Buyer has minimum contacts with the U.S. but not Colorado, or (iii) in a neutral location if Buyer does not have minimum contacts with the United States.

21. ENTIRE AGREEMENT & MODIFICATION: These Terms & Conditions of Sale constitute the entire agreement between the parties and supersede any prior agreements or representations, whether oral or written. No change to or modification of these Terms & Conditions shall be binding upon Hach unless in a written instrument specifically referencing that it is amending these Terms & Conditions of Sale and signed by an authorized representative of Hach. Hach rejects any additional or inconsistent Terms & Conditions of Sale offered by Buyer at any time, whether or not such terms or conditions materially alter the Terms & Conditions herein and irrespective of Hach's acceptance of Buyer's order for the described goods and services.

* * *

TERMS AND CONDITIONS OF SALE FOR HACH® PRODUCTS

Additional Provisions

22. WIRE TRANSFERS: Buyer and Hach both recognize that there is a risk of wire fraud when individuals impersonating a business demand immediate payment under new wire transfer instructions. To avoid this risk, Buyer must verbally confirm any new or changed wire transfer instructions by calling Hach at +1-970-663-1377 and speaking with Hach's Credit Manager before transferring any monies using the new wire instructions. Both parties agree that they will not institute wire transfer instruction changes and require immediate payment under the new instructions but will instead provide a ten (10) day grace period to verify any wire transfer instruction changes before any outstanding payments are due using the new instructions.

* * *

City of Ukiah

ITEM NO.: 7h

MEETING DATE: May 17, 2017

AGENDA SUMMARY REPORT

SUBJECT: AWARD PURCHASE OF ONE NEW 2017 FORD F-450-XL WITH STANDARD CAB AND CHASSIS AND SCELZI SERVICE BODY PER SPECIFICATION #E35767 TO REDWOOD FORD OF UKIAH FOR THE FLEET MAINTENANCE DIVISION OF PUBLIC WORKS IN THE TOTAL AMOUNT OF $113,780.81 INCLUDING TAX AND DELIVERY CHARGES.

Summary: Council will consider awarding the purchase of a new 2017 Ford F-450-XL 2 wheel drive with standard cab and chassis and a Scelzi service body #SBD-132-94-49-38-V for the Fleet Maintenance Division of Public Works

Background: During the course of the budget adoption process for Fiscal Year 2016-2017, Council approved the inclusion of funds for the purchase of a new truck in the amount of $114,000 to the Fleet Maintenance Fund 20324100.80100.

Discussion: Staff requested bids from more than twenty new auto dealers. Only one company, Redwood Ford of Ukiah responded. Staff looked back at previous bids and found the cost of this vehicle to be in line with the previous vehicle purchased.

Submitted for the City Council's consideration and action is Staff's recommendation to award the purchase of a new 2017 Ford F-450-XL with standard cab and Scelzi service body for the Fleet Maintenance Division in the amount of $113,780.81 to Redwood Ford of Ukiah

This vehicle is used daily for the maintenance of the Water and Wastewater Plants onsite machinery and equipment. The Vehicle Replacement Justification if included as Attachment 1.

FISCAL IMPACT:

Budgeted Amount in 16-17 FY	New Appropriation Source of Funds (Title & No.)	Account Number	Budget Amendment Required	Previous Contract or Purchase Order No.
$114,000	N/A	20324100.80100	Yes ☐ No ☒	

RECOMMENDED ACTION(S): Award purchase of one new 2017 Ford F-450-Xl Per Specification #E35767 to Redwood Ford of Ukiah for the Fleet Maintenance Division of Public Works in the total amount of $113,780.81.

ALTERNATIVES:

Citizens advised: N/A
Requested by: Tim Eriksen, Director of Public Works/City Engineer
Prepared by: Mary Williamson, Buyer; Jarod Thiele, Public Works Management Analyst
Coordinated with: Dave Kirch, Fleet Maintenance Supervisor; Mary Horger, Procurement Manager
Presenters: Jarod Thiele, Public Works Management Analyst; Dave Kirch, Fleet Maintenance Supervisor
Attachments: 1) Vehicle Justification

COUNCIL ACTION DATE: _____: ☐ Approved ☐ Continued to _____ ☐ Other _____

RECORDS APPROVED: ☐ Agreement: _____ ☐ Resolution: _____ ☐ Ordinance: _____

Note: Please write Agreement No. in upper right corner of agreement when drafted..

Approved: _____
Sage Sangiacomo, City Manager

ATTACHMENT 1

City of Ukiah

Fleet Vehicle Justification

Proposed Vehicle:2017 Ford F-450 Service truck with crane, welder/air compressor

Department: Fleet Maintenance Division

Area of use: Lift Stations, Water ans Wastewater Treatment Plants

Prepared by: Dave Kirch, Fleet Maintenance Supervisor; Jarod Thiele, Public Works Management Analyst

1 VEHICLE PURPOSE

Need for vehicle within Department fleet
This vehicle will be used daily by Fleet Maintenance Division for maintenance and repair to the Lift Stations, Water and Wastewater Treatmene Plants

2 REPLACEMENT JUSTIFICATION

2.1 Current Vehicle

Description, Mileage, Funding Source and Market Value
N/A

2.2 Maintenance Costs

Overall Condition, Maintenance Costs, Out of Service Time, Parts Availability, and Associated Safety Issues

Overall Mechanical Condition: N/A

Maintenance Costs: N/A

Out of Service Time: N/A

Parts Availability: N/A

Associated Safety Issues: N/A

2.3 Shared Resources

Define any resources currently available within the City of Ukiah fleet which could be utilized for this purpose.
N/A

3 PROPOSED VEHICLE SPECIFICATIONS

Proposed Vehicle Specifications
2017 Ford F-450 Service truck with crane and welder/air compressor

4 ALTERNATIVE FUEL AND CARB REGULATIONS

4.1 Alternative Fuels Availability

Proposed Vehicle Alternative Fuels Availability
None recommended

4.2 CARB STANDARDS

CARB STANDARDS
CARB regulations do not apply to this vehicle as it meets emissions standards.

City of Ukiah

ITEM NO.: 7i

MEETING DATE: May 17, 2017

AGENDA SUMMARY REPORT

SUBJECT: AUTHORIZE CITY MANAGER TO NEGOTIATE AND EXECUTE MEMORANDUM OF UNDERSTANDING WITH UKIAH VALLEY MEDICAL CENTER TO ALLOW PARTICIPATION IN 340B PROGRAM, A CHARITABLE DRUG DISCOUNT PROGRAM

Summary: The Council will consider a memorandum of understanding with the Ukiah Valley Medical Center to allow them to participate in the 340B Program, which provides discount drugs to the indigent, uninsured, or underinsured population in Ukiah.

Background: Ukiah Valley Medical Center (UVMC), a California nonprofit religious corporation that owns and operates the general acute care hospital located in Ukiah, provides a disproportionate share of healthcare services to the Medicare and Medi-Cal population, in addition to supporting many programs that benefit the indigent, uninsured or underinsured population in the City of Ukiah. During the fiscal year ending December 2016, UVMC provided at least 1 million dollars in traditional charity care.

To help support these services, UVMC desires to participate in the drug discount program established under Section 340B of the Public Health Services Act (the "340B Program"), which provides discounts on outpatient drugs to certain safety net health providers, including Title X agencies. The program's intent is to allow safety net providers to increase patient services with the savings realized from participation in the 340B program. Providers typically save 25-50% on outpatient drug costs through participation in the program. These savings can be used to reduce the price of pharmaceuticals for patients, expand services offered to patients, or provide services to more patients.

In order to participate in the 340B Program, UVMC must enter into an agreement with a unit of government pursuant to which UVMC commits to provide health care services to low-income individuals without Medicare or Medi-Cal benefits at no reimbursement or considerably less than full reimbursement from these individuals. UVMC desires to make such a formal commitment to the City of Ukiah and is requesting the execution of the attached memorandum of understanding (MOU).

Discussion: On November 18, 2015, the City Council received a presentation from representatives of UVMC regarding their street medicine program that helps address the homeless population's healthcare and the benefits to the community. UVMC was already providing these benefits to the community and the City Council favored their efforts, and UVMC is now seeking to formalize this commitment and their participation in the 340B Program. Therefore, the effective date of the agreement is reflected as January

Continued on Page 2

RECOMMENDED ACTION(S): Authorize the City Manager to negotiate and execute the MOU between the City of Ukiah and UVMC regarding participation in the 340B Program.

ALTERNATIVES: Provide alternate direction to Staff.

Citizens advised:	n/a
Requested by:	Ukiah Valley Medical Center
Prepared by:	Shannon Riley, Deputy City Manager
Coordinated with:	UVMC Staff and City Attorney David Rapport
Presenters:	Shannon Riley, Deputy City Manager
Attachments:	1. Draft MOU between the City of Ukiah and UVMC regarding participation in the 340B Program

COUNCIL ACTION DATE: _____: ❑ Approved ❑ Continued to_____ ❑ Other _____

RECORDS APPROVED: ❑ Agreement: _____ ❑ Resolution: _____ ❑ Ordinance: _____

Note: Please write Agreement No. in upper right corner of agreement when drafted..

Approved: _____
Sage Sangiacomo, City Manager

1, 2016.

Pursuant to its commitment to continue to provide indigent care, it is UVMC's intention that indigent care provided during the term of this MOU will be consistent with its historical commitment, a minimum of 1 million dollars per year. In any event, UVMC will ensure that all patients presenting to its Emergency Department shall continue to receive necessary care, as required by law, regardless of ability to pay.

The City's role in this MOU is to accept UVMC's commitment, acknowledge that these health care services provided by UVMC are in the public interest, and acknowledge that UVMC is providing these services at no reimbursement or considerably less than full reimbursement from the patients. There is no financial or administrative responsibility for the City.

At this time, Staff is recommending that the Council authorize the City Manager to negotiate and execute the MOU between the City of Ukiah and UVMC, provided in draft form as Attachment #1.

FISCAL IMPACT:			
Budgeted Amount in 16-17 FY	**New Appropriation Source of Funds (Title & No.)**	**Account Number**	**Budget Amendment Required**
n/a	n/a	none	Yes ☐ No ☒

MEMORANDUM OF UNDERSTANDING

THIS MEMORANDUM OF UNDERSTANDING ("**MOU**") is made and entered into as of the last date below (the "**Execution Date**"), by and between the undersigned representatives of the City of Ukiah, a California municipal corporation ("**CITY**") and Ukiah Adventist Hospital, a California nonprofit religious corporation, d.b.a. Ukiah Valley Medical Center, ("**UVMC**"). CITY and UVMC are sometimes referred to in this MOU as a "**Party**" or, collectively, as the "**Parties**".

RECITALS

A. UVMC is a California nonprofit religious corporation that owns and operates a general acute care hospital located in Ukiah, California and provides a disproportionate share of healthcare services to the Medicare and Medi-Cal population in addition to supporting many programs that benefit the indigent, uninsured or underinsured population in the City of Ukiah;

B. UVMC desires to participate in the drug discount program established under Section 340B of the Public Health Services Act (the "**340B Program**");

C. In order to participate in the 340B Program UVMC must enter into an agreement with a unit of government pursuant to which UVMC commits to provide health care services to low-income individuals without Medicare or Medi-Cal benefits at no reimbursement or considerably less than full reimbursement from these individuals;

D. UVMC desires to make such a formal commitment to CITY; and

E. CITY agrees to accept such commitment on behalf of the residents of Ukiah based on the presentation made by UVMC Staff to the City Council on November 18, 2015, which explained how UVMC's professional staff were developing a street medicine program to help address the homeless population healthcare benefits, which would provide several benefits to the community. The City Council favored the program and now desires to formalize their approval in writing. As UVMC has been actively working with the homeless population since before the presentation to the CITY, the effective date of this AGREEMENT shall be January 1, 2016 (the "**Effective Date**").

F. In consideration of the mutual agreements and covenants contained herein and for other good a valuable consideration, the receipt and sufficiency of which hereby are acknowledged, it is mutually agreed , by and between the parties to this MOU, as follows:

AGREEMENT

THE PARTIES AGREE AS FOLLOWS:

1. <u>Commitment of UVMC to Provide Indigent Care.</u>

During the term of this MOU, UVMC agrees to continue its historical commitment to the provision of health care to indigent, uninsured and underinsured patients

by adhering to the UVMC Community Benefit Plan. During the fiscal year ending December 2016, UVMC provided at least $1 million in traditional charity care. Pursuant to its commitment to continue to provide indigent care, it is UVMC's intention that indigent care provided during the term of this MOU will be consistent with its historical commitment, a minimum of $1 million per year. In any event, UVMC will ensure that all patients presenting to its Emergency Department shall continue to receive necessary care, as required by law, regardless of ability to pay.

2. **Acceptance and Acknowledgements of CITY.**

(a) CITY accepts the commitment of UVMC set forth above;

(b) CITY hereby acknowledges that the health care services provided by UVMC hereunder are in the public interest and based on the representations of UVMC are being provided to individuals who are neither entitled to Medicare or Medi-Cal benefits; and

(c) Based on the representations of UVMC, CITY acknowledges that UVMC is providing these services at no reimbursement or considerably less than full reimbursement from the patients.

3. **Representations of UVMC**. UVMC, represents that as of the date hereof:

(a) UVMC, constitutes a non-profit corporation duly organized and validly existing in good standing under the laws of the State of California with the corporate power and authority to enter into and perform its obligations under this MOU; and

(b) UVMC,is a tax-exempt corporation of under Section 501(c)(3) of the Internal Revenue Code of the United States, as amended and under applicable laws of the State of Califronia.

4. **Term and Termination.** The term of this MOU shall commence on the Effective Date and shall continue until terminated by either party upon not less than sixty (60) days prior written notice to the other party.

5. **Notice.** All notices required or permitted to be given under this MOU shall be deemed given when delivered by hand or sent by registered or certified mail, return receipt requested, addressed as follows:

UVMC:	CITY:
Vice President, Finance/CFO	Sage Sangiacomo
Ukiah Valley Medical Center	City of Ukiah
495 East Perkins Street	300 Seminary Ave
Ukiah, CA 95482	Ukiah, CA 95482
707-463-7493	707-463-6221

6. **Governing Law.** This Agreement shall be governed by and construed in accordance with the laws of the State of California.

IN WITNESS WHEREOF, UVMC and the CITY have executed this MOU as of the last signature below by their duly authorized representatives.

UVMC

UKIAH ADVENTIST HOSPITAL, a California nonprofit religious corporation d/b/a UKIAH VALLEY MEDICAL CENTER

_____
Date

By: _____
Name: Ryan Quattlebaum
Title: Vice President, Finance/CFO

CITY

City of Ukiah., a California professional medical corporation

_____
Date

By: _____
Name:
Title:

DRAFT

City of Ukiah

ITEM NO.: 11a

MEETING DATE: May 17, 2017

AGENDA SUMMARY REPORT

SUBJECT: ANNUAL REVIEW AND CONSIDERATION OF COMMUNITY SERVICES DEPARTMENT FEES

Summary: Council will conduct a Public hearing to review the user fee schedule for the Community Services Department including Recreation Programs, Sports Fields, Parks, Municipal Pools, Ukiah Valley Conference Center and Grace Hudson Museum.

Background: As a matter of policy, the City Council reviews fees on an annual basis to ensure that the desired cost recovery, quality of service, and affordability remain at a high level. The Community Services Department provides a variety of programs and facilities for the community. These programs and facilities offer countless benefits to residents, and are an affordable way for people to exercise, play sports, take a variety of classes, and spend time with their family and friends. Attachment (1) includes a PowerPoint Presentation providing an overview of the impact the department has on the community.

Discussion:

Recreation and Aquatics: Recreation and Aquatics provide programs and services that contribute to the health of youth, adults, and seniors. Programs continue to increase in revenue and diversity despite rising costs and minimum wage increases. The Recreation Department offers Youth and Adult programming at an affordable cost to the community by offsetting costs with sponsorships, fundraisers and offering Youth Scholarships. Additionally, certain tasks including graphic design have been brought in-house, saving thousands of dollars and offering improved customer service. Due to solid cost recovery rates, staff does not recommend adjustments to fees at this time. Established rates are included in Attachment (2).

Museum: The Sun House Guild and the Grace Hudson Museum Endowment Fund raise funds to assist in the development of the Grace Hudson Museum and Sun House. Funds raised are used to help support exhibits, programs, and conservations/restoration efforts. The Sun House Guild also operates the Grace Hudson Museum Gift Shop that helps provide funds for Museum Projects. The Museum also generates revenue directly from fees and sponsors. The Museum exhibits are open but the rental facilities are not currently available for use, so staff is not recommending adjusting the fees at this time.

Parks and Facilities: Ukiah Valley Conference Center (UVCC) provides retail space, day, evening, and weekend rental facilities at a comparable fee. The UVCC is highly used by local agencies and

Continued on Page 2

RECOMMENDED ACTION(S): Approve the recommended fee schedule for the Community Services Department.

ALTERNATIVES: Redirect staff

Citizens advised:	Public Noticed
Requested by:	N/A
Contact/Prepared by:	Tami Bartolomei, Community Services Administrator; Jake Burgess, Recreation Supervisor
Coordinated with:	Kerry Randall, UVCC Administrator
Presenter:	Tami Bartolomei, Community Services Administrator
Attachments:	Attachment (1) Community Services Fee Schedule; Attachment (2) Community Based Power Point Presentation

COUNCIL ACTION DATE: _____: ❑ Approved ❑ Continued to_____ ❑ Other _____

RECORDS APPROVED: ❑ Agreement: _____ ❑ Resolution: _____ ❑ Ordinance: _____

Note: Please write Agreement No. in upper right corner of agreement when drafted.

Approved: _____

Sage Sangiacomo, City Manager

organizations along with many from out of the area. There is a positive economic impact from conference center use that supports the hospitality industry including hotels, shops and restaurants. UVCC room rentals have held the same fees for 8-9 years, and there have been very few capital improvement projects completed to the building. In 2000 a new roof was installed, and some improvements have been completed depending on affordability, such as new carpeting and paint. However, new carpet and paint are once again needed, along with new chairs and other capital improvements. In order to capitalize and plan for the needed facility improvements, incremental fee adjustments are needed. Staff is recommending fee adjustments to meet the needed facility improvements. Attachment (2) includes the current rental prices and the requested updated rental prices.

FISCAL IMPACT:				
Budgeted Amount in 16-17 FY	**New Appropriation Source of Funds (Title & No.)**	**Account Number**	**Budget Amendment Required**	**Previous Contract or Purchase Order No.**
N/A	Fee Increase	N/A	Yes ☐ No ☒	N/A

p a r k s

m a k e

l i f e

Parks Make Life Better!℠

City of Ukiah

COMMUNITY SERVICES 411 W. CLAY STREET

How do we make life better?

Community Services Department

- Recreation
- Parks
- Golf Course
- Grace Hudson Museum
- Conference Center
- General Government Buildings

Recreation

Healthy movement
& experiences

Recreation programs make it easy to stay healthy.

Youth Basketball

- 1100 participants in grades K – 12th
- 200 volunteer coaches

Girl's Youth Softball

- 200 participants in grades K – 8th
- 40 volunteer coaches

Safari Day Camp

- Multi-activity day camp
  includes crafts, sports, drama, etc.
- Over 300 registered participants
- Serves between 60–120 daily

Ukiah Swimming Pools

- Summer seasonal pool facility
- Public & lap swim (8,000+ uses)
- Swim lessons (801 lessons)
- Aquatic fitness classes (324 students)

Men's, Women's, & Coed Softball

- Summer: 84 teams; 1000+ participants
- Fall: 62 teams; 900+ participants
- Softball Tournaments: 35 teams; 400+ participants; 75% from outside of the Ukiah Valley

Adult Basketball

- Winter Men's & Women's: 16 teams in Winter; 160 participants
- Men's Summer: 7 teams; 70 participants

Adult Coed Volleyball

- 13 teams; 100 participants

Recreation Classes

- 48+ page brochure, published 3x per year
- Complete listing of recreation and leisure activities
- 160 instructor classes
- Direct mailed to more than 18,000 residences/businesses

Special Events

- Sundays in the Park
- PumpkinFest
- Moonlight Movie Madness
- All American Picnic in the Park
- Family Fun in the Sun

Ukiah On Ice – Downtown Skating Rink

- Over 6,300 skaters of all ages from near and far
- 33 Field Trips with over 800 students
- 15 private parties
- Supported by 24 sponsors
- Employed 14 young adults







Business Sponsorships

- Over $220,000 in annual sponsorships
- Hundreds of volunteer hours
- Thousands of dollars in donations & services

Collaborations & Partnerships

Ukiah-Willits-Potter Valley School Districts, Coyote Valley, Trinity, Ukiah Senior Center, First 5 Mendocino, Ukiah Valley Cultural & Recreation Center, Audubon Society, Community Gardens Project, Rose Society, Scouts, Ukiah Player's Theatre, Ukiah Valley Youth Soccer, Ukiah Youth Baseball, Babe Ruth Baseball, Ukiah Lion's Football & Cheerleading, Rusty Bowl BMX, Museum Guild & Endowment, Mendocino ReLeaf, Ukiah Valley Trail's Group, Ukiah Men's & Women's Golf Clubs, Friends of the Pool, Skate Park Committee, Anton Stadium Stakeholders, Main Street Program, Redwood Empire Fairgrounds, Greater Ukiah Chamber of Commerce, Ukiah Farmers Market, Manzanita Services, Ukiah Hospice, Rotary, Lion's Club, Kiwanis, Early Iron Car Club, and many more...

Seasonal & Contract Staffing

- Largest employer of seasonal, part-time staff
- Over 150+ positions per year
- Majority of our team members are high school & college age
- Provides a constructive outlet & income
- Valuable job skills, life lessons, mentoring & technical training



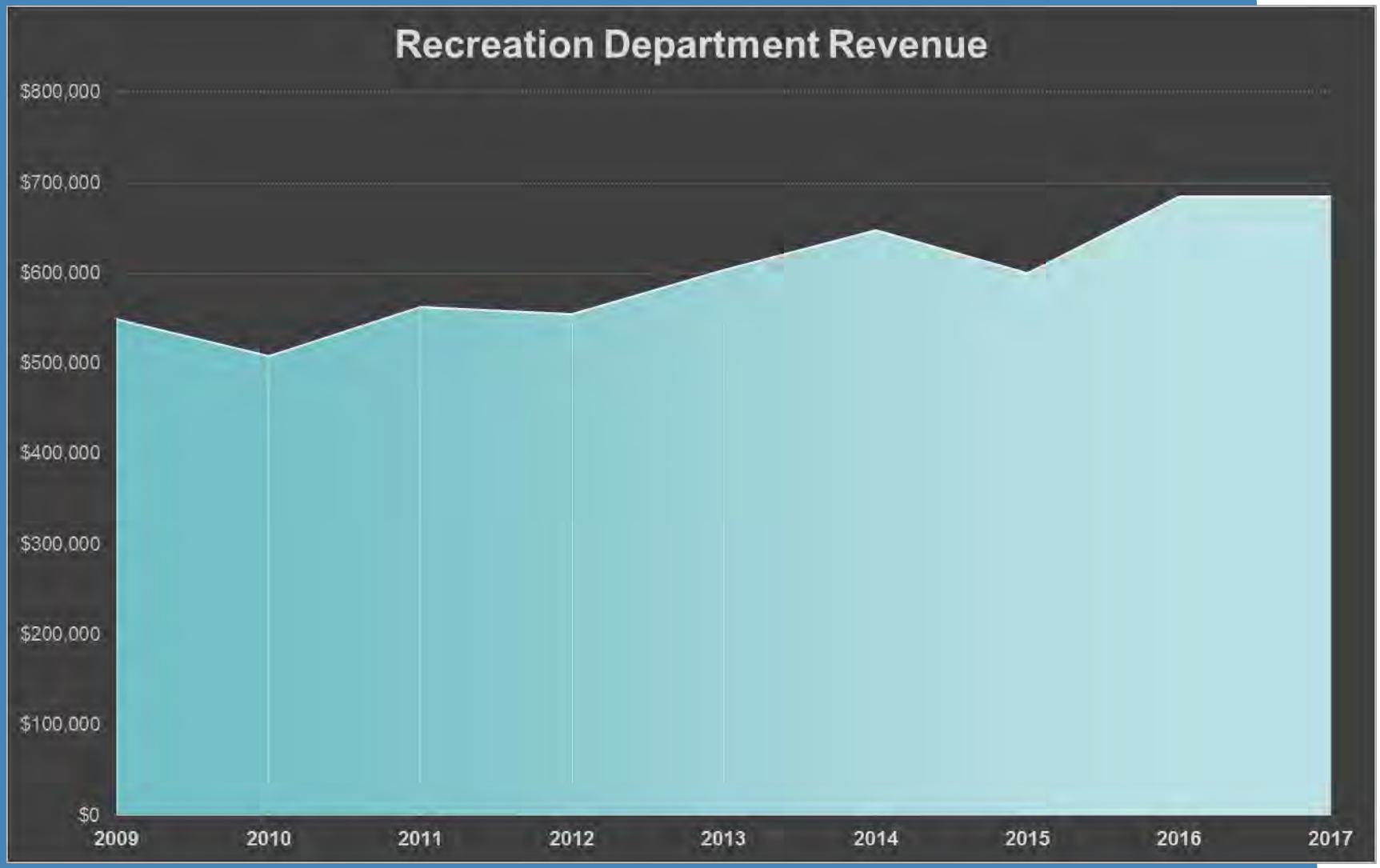
Recreation Department Revenue
$800,000
$700,000
$600,000
$500,000
$400,000
$300,000
$200,000
$100,000
$0
2009
2010
2011
2012
2013
2014
2015
2016
2017

Positive Spaces

Free-time fun

Nature

Beauty and serenity

Parks

- 80+ Acres of Developed
- 100+ Acres of Open Space
- Public Planters & Parking Lots
- Electrical Substations
- 30 Acres of RDA Property

Amenities

- Five Unique Playgrounds
- Skate Park
- Anton Stadium
- Ukiah Sports Complex
- Oak Manor Tennis Courts
- Picnic Areas
- Restrooms
- Multipurpose Fields
- Performance/event venues
- Swimming Pools
- Trails

UKIAH MUNICIPAL
GOLF COURSE

- NCGA rated 18 hole Golf Course
- 89 acres; 5,850 yards of play
- Par 70
- Operated by Tayman Park Golf
- Dynamic Management Contract

Amenities

- Fully Stocked Pro Shop
- Food & Beverage Concessions
- Practice Green
- Private Cart Storage Facilities
- Youth Programs & Lessons
- Over 30,000 Rounds Per Year
- Economic & Tourism Resource
- Fundraising Outlet for Nonprofits

Gathering Places

Socializing, learning & working

Grace Hudson Museum

- Collections consist of more than 30,000 objects.
- Regularly changing exhibitions and public programs.
- California Historical Landmark #296.
- Listed in the National Register of Historic Places, and is a founding member of the National Trust for Historic Preservation's Historic Artists' Homes and Studios program.
- Visited by more than 2,000 students every year and has an annual attendance of approximately 12,000.
- Awarded a $3 million grant for facility improvements.

& Sun House

Ukiah Valley Conference Center

- Full service, meeting & event rental facility consisting of approximately 10,000 square feet of space.
- Hosts on average 10 meetings per week, serving over 300 people (excluding evening & weekend events).
- Tenant space for retail shops and business offices.
- Manages tenant relations for Depot Building and rental reservation of picnic areas, parks, & community rooms.
- Activities support a number of hospitality related businesses.
- Positive net operational revenue.

General Government Buildings

- Operation and maintenance of the City's administration facilities/equipment (over 31,000 square feet of office space)
- Coordinates janitorial, repairs, and renovations.
- Staff also assists with facility issues at offsite locations.

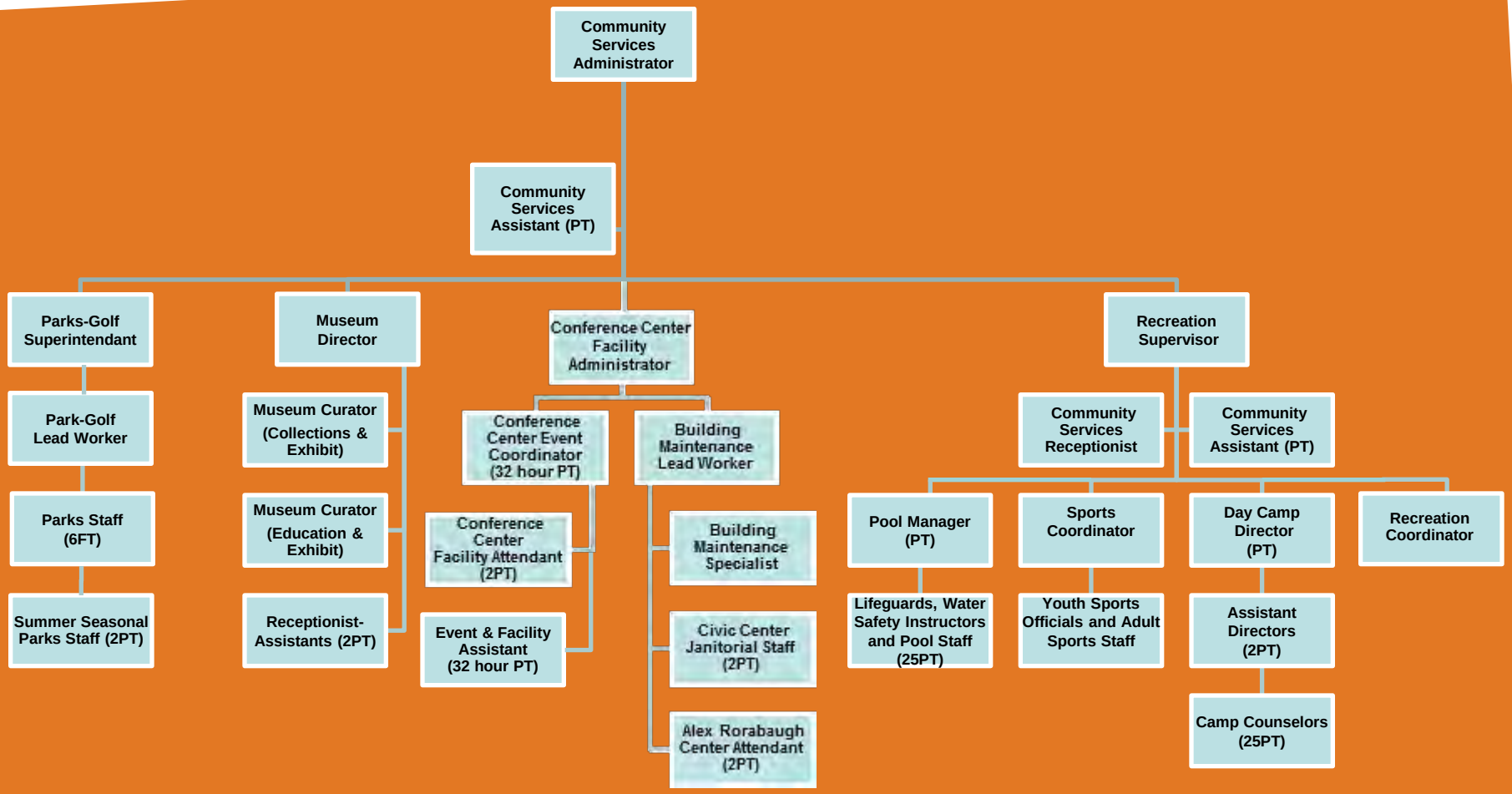
Community Services Administrator
Community Services Assistant (PT)
Parks-Golf Superintendant
Park-Golf Lead Worker
Parks Staff (6FT)
Summer Seasonal Parks Staff (2PT)
Museum Director
Museum Curator (Collections & Exhibit)
Museum Curator (Education & Exhibit)
Receptionist-Assistants (2PT)
Conference Center Facility Administrator
Conference Center Event Coordinator (32 hour PT)
Conference Center Facility Attendant (2PT)
Event & Facility Assistant (32 hour PT)
Building Maintenance Lead Worker
Building Maintenance Specialist
Civic Center Janitorial Staff (2PT)
Alex Rorabaugh Center Attendant (2PT)
Recreation Supervisor
Community Services Receptionist
Community Services Assistant (PT)
Pool Manager (PT)
Lifeguards, Water Safety Instructors and Pool Staff (25PT)
Sports Coordinator
Youth Sports Officials and Adult Sports Staff
Day Camp Director (PT)
Assistant Directors (2PT)
Camp Counselors (25PT)
Recreation Coordinator

Parks Make Life Better!℠

City of Ukiah

COMMUNITY SERVICES 411 W. CLAY STREET

2017 Fee Schedule Facilities Recreation Programs and Aquatics

COMMUNITY SERVICES DEPARTMENT

A. UKIAH MUNICIPAL GOLF COURSE

Facility Managed by Tayman Park Golf Group, Inc.

B. PARK AND FACILITY RENTALS

1. Todd Grove Room Rentals

Facility located at 599 Park Blvd, Managed by Tayman Park Golf Group, Inc.

2. Grace Hudson Museum Meeting Room Rentals

Facility located at 431 S Main Street.
Capacity: 49 Assembly/Dining with Kitchen Facility
Primary Use: Small Gatherings, Meetings, Workshops

Fee Category/Description	2013-present Current Fee (in dollars)	Proposed Fee (in dollars)
Public/Private Rental		
All Types of Use		
Refundable Deposit	400	400
Businesses & Individuals		
Daily Rate	450	450
Non Profit or Government Agencies		
Daily Rate	250	250

3. Civic Center Council Chamber Rental

Facility located at 300 Seminary Ave.
Capacity: 141 in Council Chambers
Primary Use: Meetings and Lectures

Fee Category/Description	2013-present Current Fee (in dollars)	Proposed Fee (in dollars)
Public/Private Meeting		
Refundable Deposit	200	200
Business Hours: Monday - Friday 8am-5pm		
Daily Rate	150	150
Evening Hours: Monday-Friday 5pm-9pm		
Daily Rate	250	250
Additional Hours after 9pm		
Per Hour	50	50
Services		
Equipment Use:	50-100	50-100

COMMUNITY SERVICES DEPARTMENT

B. PARK AND FACILITY RENTALS (Continued)

4. Park Facility Rental: Picnic Area and Other Uses

Parks that are have rental areas include:

Todd Grove Park at 600 Live Oak
Vinewood Park at 1260 Elm Street
Oak Manor Park at 500 Oak Manor Drive

Primary Use: Gatherings, Picnics, BBQ's, etc.

Fee Category/Description	2013-present Current Fee (in dollars)	Proposed Fee (in dollars)
Park & BBQ Rate		
First Four Hours	N/A	
All Day Use	N/A	
1-50 People	100	100
50-100 People	200	200
100+ People	300	300
Volleyball Net Rental	25	25
Access to Electricity	75	75

5. Alex R Thomas Plaza & School Street

Facility located at 310 S State Street
Primary Uses: Large Gatherings, Fundraising Events, Music, Vendors, Booths

Fee Category/Description	2013-present Current Fee (in dollars)	Proposed Fee (in dollars)
All Types of Use for the Entire Plaza including Stage & Pavilion		
Refundable Deposit	300	300
Businesses & Individuals		
Daily Rate	450	450
Non Profit or Government Agencies		
Daily Rate	350	350
Additional Equipment provided by City		
Daily Rate	50-75	50-75
Expanded Use: Street Closure and/or School Street Electricity		
Daily Rate	100	100
Use of Plaza Speaker and/or School Street Speaker System		
Deposit	500	500
Operator Set-Up	100	100
Hourly Use Rate	100	100

COMMUNITY SERVICES DEPARTMENT

C. UKIAH VALLEY CONFERENCE CENTER

1. Room Rentals

Daily Rate applies Monday through Friday 8:00am-5:00pm
Non Profit Rate applies to the Daily Rate only when applicable
Evening/Weekend Rate applies Monday through Friday after 5pm & Saturday or Sunday

Fee Category/Description	2013-present Current Fee (in dollars)	Proposed Fee (in dollars)
Red Rooms: Cabernet 1, Cabernet 2, Merlot & Zinfandel Up to 300 people Dining or 400 Theater/Assembly		
Daily Rate	1500	1,750
Evening/Weekend Rate	2500	3,000
Non Profit Daily Rate	1200	1,500
Cabernet 1 & Merlot or Cabernet 2 and Zinfandel		
Cabernet 1 or 2 From 1 to 120 people Dining/Classroom or 175 Theatre/Assembly		
Daily Rate	600	700
Evening/Weekend Rate	750	1,000
Non Profit Daily Rate	500	600
Add Merlot Room or Zinfandel Room	150	200
Chenin Blanc Room From 1 to 40 people		
Daily Rate	300	400
Evening/Weekend Rate	400	600
Non Profit Daily Rate	250	300
Riesling Room From 1-20 people		
Daily Rate	150	200
Evening/Weekend Rate	250	250
Non Profit Daily Rate	125	remove fee category
Chardonnay Room From 1-20 people		
Daily Rate	150	200
Evening/Weekend Rate	250	250
Non Profit Daily Rate	125	remove fee category
Merlot or Zinfandel Room From 1-20 people		
Daily Rate	150	200
Evening/Weekend Rate	250	250
Non Profit Daily Rate	125	remove fee category

The Conference Center provides a variety of rentals, rooms and services. The listed rates are for small conferences, seminars and educational trainings. Rates for banquets, receptions, fund raisers and festive occastions will be priced according to client requirements. Additionally, the Conference Center Administrator may provide promotional rates or discounts for multiple bookings.

COMMUNITY SERVICES DEPARTMENT

D. GRACE HUDSON MUSEUM & SUN HOUSE

Facility located at 431 S Main
Primary Use: Art museum with educational presentations, tours, workshops.

1. Use Rates

Fee Category/Description	2013-present Current Fee (in dollars)	Proposed Fee (in dollars)
Admission Rates		
Child	1-7	1-7
Adult 30 Pass Punch Card	1-10	1-10
Senior	1-5	1-5
Family	1-10	1-10
School Rate per student	1-3	1-3

E. UKIAH MUNICIPAL POOLS USER FEES

Facility located at 591 Park Blvd.
Primary Use: Open during the summer months for "drop-in" use during public swim hours. Programming includes swim lessons, trainings, aqua fitness classes, and more.

1. Use Rates

Fee Category/Description	2013-present Current Fee (in dollars)	Proposed Fee (in dollars)
Public Swim Rates		
Children 1-5 years old	5	5
Children 6-17 years old	5	5
Adults 18+	5	5
Children 20 Pass Punch Card	80	80
Adult 20 Pass Punch Card (Lap or Public)	80	80

2. Swim Lesson Rates

Fee Category/Description	2013-present Current Fee (in dollars)	Proposed Fee (in dollars)
Traditional Swim Lesson Program		
2-week session	60	60
Other Aquatic Based Programs		
Aqua fitness classes, clinics, camps, etc.	1-200	1-200

3. Private Facility Use

Use: A Private Pool Use includes exclusive use for both pools with lifeguards

Fee Category/Description	2013-present Current Fee (in dollars)	Proposed Fee (in dollars)
2-hour period, exclusive use	200-400	200-400

COMMUNITY SERVICES DEPARTMENT

F. RECREATION PROGRAMS AND SERVICES

1. Youth Sports Leagues

Qualifying participants can utilize the Youth Scholarship program for a reduced fee.

Fee Category/Description		2013-present Current Fee (in dollars)	Proposed Fee (in dollars)
Youth Sports Team Sponsor			
	Business Sposorship Fee	100-300/team	100-300/team
Girls Youth Softball			
	Individual Player Fee	60-85	60-85
Youth Basketball			
	Individual Player Fee	60-85	60-85
Other Sports			
	Individual Player Fee	20-100	20-100

2. Adult Sports League

Fee Category/Description		2013-present Current Fee (in dollars)	Proposed Fee (in dollars)
Adult Sports Team Sponsor			
	Business Sposorship Fee	200-500/team	200-500/team
Adult & Co-ed Softball			
	Individual Player Fee	25-60	25-60
Adult Basketball			
	Individual Player Fee	25-60	25-60
3 on 3 Basketball League			
	Team Fee	50-200	50-200
Other Sports			
	Individual Player Fee	25-60	25-60
Other Sports			
	Team Fee	50-500	50-500

3. Classes and Recreation Fees

Fee Category/Description		2013-present Current Fee (in dollars)	Proposed Fee (in dollars)
Contract Instructor Classes			
	Registration for one participant	0-1,000 per class	0-1,000 per class
Clinics, Workshops, Trainings, Specialty Camps			
	Registration for one participant	0-500 per class	0-500 per class
Recreation Guide Advertising Rates			
	1/8 page - full page	0-1,000	0-1,000

4. State Street Banner Program

Fee Category/Description		2013-present Current Fee (in dollars)	Proposed Fee (in dollars)
State Street Banner			
	Banner Fee	100	100

COMMUNITY SERVICES DEPARTMENT

G. ATHLETIC FACILITIES AND SPORTS FIELDS

1. Athletic Fields

Ukiah Sports Complex
Facility located at 905 City Well Road, at River Street off Hwy 101
Amenities: 3 Softball Fields, Lighting, Concession Facilities and Restrooms
Primary Use: Sports Leagues, Tournaments

Fee Category/Description	2013-present Current Fee (in dollars)	Proposed Fee (in dollars)
Field Use		
One Field	150/day	150/day
Lighting for One Field	50/day	50/day
Refundable Deposit	1000	1000

Other Park Locations with Athletic Field

Fee Category/Description	2013-present Current Fee (in dollars)	Proposed Fee (in dollars)
Field Use		
One Field	150/day	150/day
Lighting for One Field	50/day	50/day
Refundable Deposit	500	500

Athletic Fields are used for a variety of functions such as tournaments, fundraisers, and league play. Facility use will be priced according to client requirements. Additionally, the Director of Community Services or designee may provide promotional rates or discounts for multiple bookings.

City of Ukiah

ITEM NO.: 12a

MEETING DATE: May 17, 2017

AGENDA SUMMARY REPORT

SUBJECT: APPROVAL OF CHANGE ORDER TO ARGONAUT CONSTRUCTORS IN THE AMOUNT OF $689,009.30 FOR ADDITIONAL WORK REQUESTED BY THE CITY AND RELATED TO THE 2016 SEWER AND WATER MAIN REPLACEMENT PROJECT, SPECIFICATION NO. 16-10, AND CORRESPONDING BUDGET AMENDMENT

Summary: Council will consider approving a change order requested by the City, to Argonaut Constructors, in the amount of $689,009.30 for additional work related to the 2016 Sewer and Water Main Replacement Project on Washington, Luce and Observatory Avenues.

Background: On April 5, 2017, Council approved an amendment to Green Valley updating the plans to include all water and sewer utility replacement on Luce Avenue from South Dora Street to Helen Avenue. In addition, Green Valley updated the plans so that all utilities being replaced will be stubbed out past the areas of street reconstruction sections. The original project for the 2016 Sewer and Water Main Replacement Project on Washington, Luce and Observatory Avenues was awarded on July 1, 2015, to Argonaut Constructors.

Discussion: City staff has submitted the referenced Green Valley design to Argonaut Constructors to obtain a price for the completion of this work. Argonaut has reviewed the design and has agreed to perform this additional work at the same unit prices from their existing bid. The amount of additional work is shown on Attachment 1. The City Council expressed a concern in April, when approving the design, that the price for the additional work should be at existing contract prices. Staff is recommending this change order and feels the price is reasonable as Argonaut extended the contract prices from their original bid items.

As part of this change, non-water and wastewater funds will see a cost savings. This amount will be calculated off actual quantities and those funds will be credited as part of final Notice of Completion. A reconciled account balance for each fund used on this project will be attached to that final report.

FISCAL IMPACT:

Budgeted Amount in 16-17 FY	New Appropriation Source of Funds (Title & No.)	Account Number	Budget Amendment Required	Previous Contract or Purchase Order No.
$369,751.04	Water Capital	82224413.80230	Yes ☒ No ☐	COU NO 1617145
$319,258.26	Wastewater	84024421.80230	Yes ☒ No ☐	

RECOMMENDED ACTION(S): Approve Change Order to Argonaut Constructors in the amount of $689,009.30 for additional work related to the 2016 Sewer and Water Main Replacement Project, Specification 16-10, and approval of corresponding budget amendment.

ALTERNATIVES: Do not approve change order.

Citizens advised: N/A
Requested by: Tim Eriksen, Director of Public Works
Prepared by/Contact: Jarod Thiele, Public Works Management Analyst
Coordinated with: Rick Seanor, Deputy Director of Public Works
Presenters: Tim Eriksen, Director of Public Works and Jarod Thiele, Public Works Management Analyst.
Attachment: 1. Change Order for Argonaut Constructors

COUNCIL ACTION DATE: _____: ☐ Approved ☐ Continued to_____ ☐ Other _____

RECORDS APPROVED: ☐ Agreement: _____ ☐ Resolution: _____ ☐ Ordinance: _____

Note: Please write Agreement No. in upper right corner of agreement when drafted.

Approved: _____
Sage Sangiacomo, City Manager

ATTACHMENT 1

City of Ukiah
2016 Sewer & Water Replacement Project Date: 5/3/17

Item	Description	Unit	Estimated Quantity	Unit Prices	Total Amount
1	Remove and Replace 6-Inch Sewer Main Bid Item 7 Extention	LF	1393	$ 94.00	$ 130,942.00
2	4 inch Sewer Lateral Bid Item 8 Extention	EA	30	$ 3,500.00	$ 105,000.00
3	48 Inch Sanitary Sewer Manhole Bid Item 10 Extention	EA	6	$ 8,000.00	$ 48,000.00
4	Trench Bracing and Shoring 38% of Bid Item 11	LS	1	$ 4,972.30	$ 4,972.30
5	6 Inch PVC Water Main Class 200 Bid Item 19 Extention	LF	1385	$ 66.00	$ 91,410.00
6	Install 1" Water Service Plumbed For 5/8" Meter Bid Item 21 Extention	EA	25	$ 3,350.00	$ 83,750.00
7	Install 1" Water Service Plumbed For 1 1/2" Meter Bid Item 24 Extention	EA	1	$ 7,000.00	$ 7,000.00
8	Install 1" Water Service Plumbed For 1" Meter Bid Item 23 Extention	EA	1	$ 3,375.00	$ 3,375.00
9	Install 2" Water Service Plumbed For 2" Meter Bid Item 24 Extention	EA	1	$ 7,000.00	$ 7,000.00
10	Fire Hydrant and Lateral Assembly Bid Item 25 Extention if installed on south side of Luce	EA	4	$ 8,200.00	$ 32,800.00
11	Remove and Salvage Exisiting Fire hydrant Bid Item 27 Extention	EA	4	$ 1,000.00	$ 4,000.00
12	Install 6" Gate Valve Bid Item 28 Extention	EA	6	$ 1,450.00	$ 8,700.00
13	Cut In 6"X6"X6" Tee W/ 2-6" Gate Valves Bid item 33 Extention	EA	2	$ 12,000.00	$ 24,000.00
14	Remove Tees and install Spool (6" Main)	LS	1	$ 8,380.00	$ 8,380.00
15	Abandon or Remove Water System Components	LS	1	$ 1,330.00	$ 1,330.00
16	Temporary Blow Off Bid Item 40 Extention (2ea listed, 4ea on plans)	EA	4	$ 1,200.00	$ 4,800.00
17	Water Main Tie In Bid item 41 Extention	EA	4	$ 3,200.00	$ 12,800.00
18	Deduction for Removal of New 48 Inch Sanitary Sewer Manhole 1ea less on item 10, but will need to be paid for removal only.	EA	1	$ 2,600.00	$ 2,600.00
19	Deduction for Removal of Fire Hydrant Hot Tapping Bid Item 26 deduction, will not bill for 4ea on the item, do not include on cco	EA	4	$ 10,500.00	$ 42,000.00
20	Traffic Control	LS	1	$ 50,000.00	$ 50,000.00
21	Staking 30% of LS item	LS	1	$ 6,150.00	$ 6,150.00
22	Potholing No Item	LS	1	$ 10,000.00	$ 10,000.00
				Total	$ 689,009.30

Total

ATTACHMENT IS SHOWN AS A SEPARATE ITEM

ITEM NO.: 13a

MEETING DATE: May 17, 2017

City of Ukiah

AGENDA SUMMARY REPORT

SUBJECT: **BUDGET 101 PRESENTATION AND DISCUSSION OF BUDGET DOCUMENT DRAFT TEMPLATE FOR THE 2017-18 FISCAL YEAR**

Summary: The Finance Department will present a general overview of the City's budget process and a draft of the budget document template for the 2017-18 fiscal year.

Background: Finance has implemented a significant change to the planning and preparation process of the 2017-18 budget and redesigned the presentation of the City's 2017-18 budget document. The Department intends to update the Council on the process to date, present basic tenets of budgeting best practices, walk through the document template to be used for the 2017-18 budget, review the basic elements of the cost allocation plan, and receive comment and feedback from council members and the community.

Discussion: This presentation is not the recommended budget of the City Manager. It is a general overview leading up to its delivery in June. The document itself will be presented by June 2, 2017. The first workshop with Council is scheduled for June 7, 2017.

FISCAL IMPACT:

Budgeted Amount in 16-17 FY	New Appropriation Source of Funds (Title & No.)	Account Number	Budget Amendment Required	Previous Contract or Purchase Order No.
N/A	N/A	N/A	Yes ☐ No ☒	N/A

RECOMMENDED ACTION(S): Receive the document draft template and provide feedback to staff.

ALTERNATIVES: N/A

Citizens advised: Budget Ad Hoc – Vice Mayor Doble and Councilmember Crane.
Requested by: N/A
Prepared by/Contact: Daniel Buffalo, Finance Director; Daphine Harris, Management Analyst - Finance
Coordinated with: Sage Sangiacomo, City Manager; respective departments
Presenters: Daniel Buffalo, Finance Director; Daphine Harris, Management Analyst - Finance
Attachment: 1. Budget Document Template Draft, 2017-18

COUNCIL ACTION DATE: _____: ☐ Approved ☐ Continued to_____ ☐ Other _____

RECORDS APPROVED: ☐ Agreement: _____ ☐ Resolution: _____ ☐ Ordinance: _____

Note: Please write Agreement No. in upper right corner of agreement when drafted.

Approved: _____
Sage Sangiacomo, City Manager

ATTACHMENT 1

Ukiah, California

[Working title: "The Value of Our Quality of Life".]

WORK DRAFT

City of Ukiah
Annual Budget (RECOMMENDED)
Fiscal Year 2017-18

THIS PAGE INTENTIONALLY LEFT BLANK

TEMPLATE DRAFT

TEMPLATE DRAFT

Annual Budget
Fiscal Year 2017-18
City of Ukiah, California

Prepared by
Finance Department

Budget Team:
Sage Sangiacomo, City Manager
Daniel Buffalo, Finance Director
Daphine Harris, Management Analyst
Sheri Mannion, Human Resources/Risk Management Director

CITY OF UKIAH, CALIFORNIA

ANNUAL BUDGET
FISCAL YEAR 2017-18

GOVERNING BODY

City Council
Redevelopment Successor Agency Board of Directors

James Brown
Mayor and Boards Chair

Kevin Doble
Vice Mayor
Boards Vice Chair



Maureen Mulheren
Council Member

Douglas Crane
Council Member

Steve Scalmanini
Council Member

ADVISORY COMMITTEES/COMMISSIONS

[LIST]

EXECUTIVE MANAGEMENT TEAM

Sage Sangiacomo
City Manager

Shannon Riley
Deputy City Manager

David Rapport
City Attorney

Kristine Lawler
City Clerk

Chris Dewey
Chief of Police

Kirk Thomsen
Fire Chief (Interim)

Craig Schlatter
Community Development Director

Tim Eriksen
Public Works Director/City Engineer

Greg Owen
Airport Manager

Tami Bartolomei
Community Services Administrator

Daniel Buffalo
Finance Director

Sheri Mannion
Human Resources/Risk Management Director

TEMPLATE DRAFT

THIS PAGE INTENTIONALLY LEFT BLANK

TEMPLATE DRAFT

TABLE OF CONTENTS

City Organizational Chart i
Core Values iii
City-Wide Goals 4
City Manager's Budget Message 5
Community Profile 7
Budget in Brief 11
City-Wide Compared 11
General Fund Compared 12
Historical Revenue Summary 13
Historical Expenditure Summary 14
Expenditures by Department 15
Department Expenditure Detail 16
Sources and Uses for Fiscal Year 2017-18 17
Sources 18
Uses 19
Property Tax Distribution 20
Sales Tax Distribution 21
Measure P 22
Measure Y 23
Capital Expenditures 24
Cost of Service 25
Charts and Graphs 26
THE FUNDS 32
Funds Summary 33
Primary Funds 34
The General Fund 36
Other Governmental Funds 43
Other Proprietary 45
Fiduciary 46
THE BUDGET UNITS 47
Departments and Divisions 48
Non-Departmental 49

TEMPLATE DRAFT

Legislative 50
City Manager's Office 52
Finance 53
Accounting 56
City Attorney 60
City Treasurer 61
Human Resources/Risk Management 62
Police 63
Fire 64
Community Services 65
Community Development 66
Public Works 67
Airport 68
Electric Utility 69
Water and Sewer 70
Attachments 72
Budget Resolution 74
Gann Limit Resolution 76
Gann Limit Calculation 77
Appendices 78
Transfers Schedule 80
Debt Schedules 82
Personnel Schedules 84
Position Summary 84
Department Personnel 85
Budget Detail: Fund Level 86
Budget Detail: Budget Unit Level 87
Cost Allocation Plan 88
Glossary of Terms 89
Accounting Structure 95
Financial/Budget Policies 97
Financial Management Policies 99
Budget Schedule 102

TEMPLATE DRAFT

TEMPLATE DRAFT

City Organizational Chart

TEMPLATE DRAFT

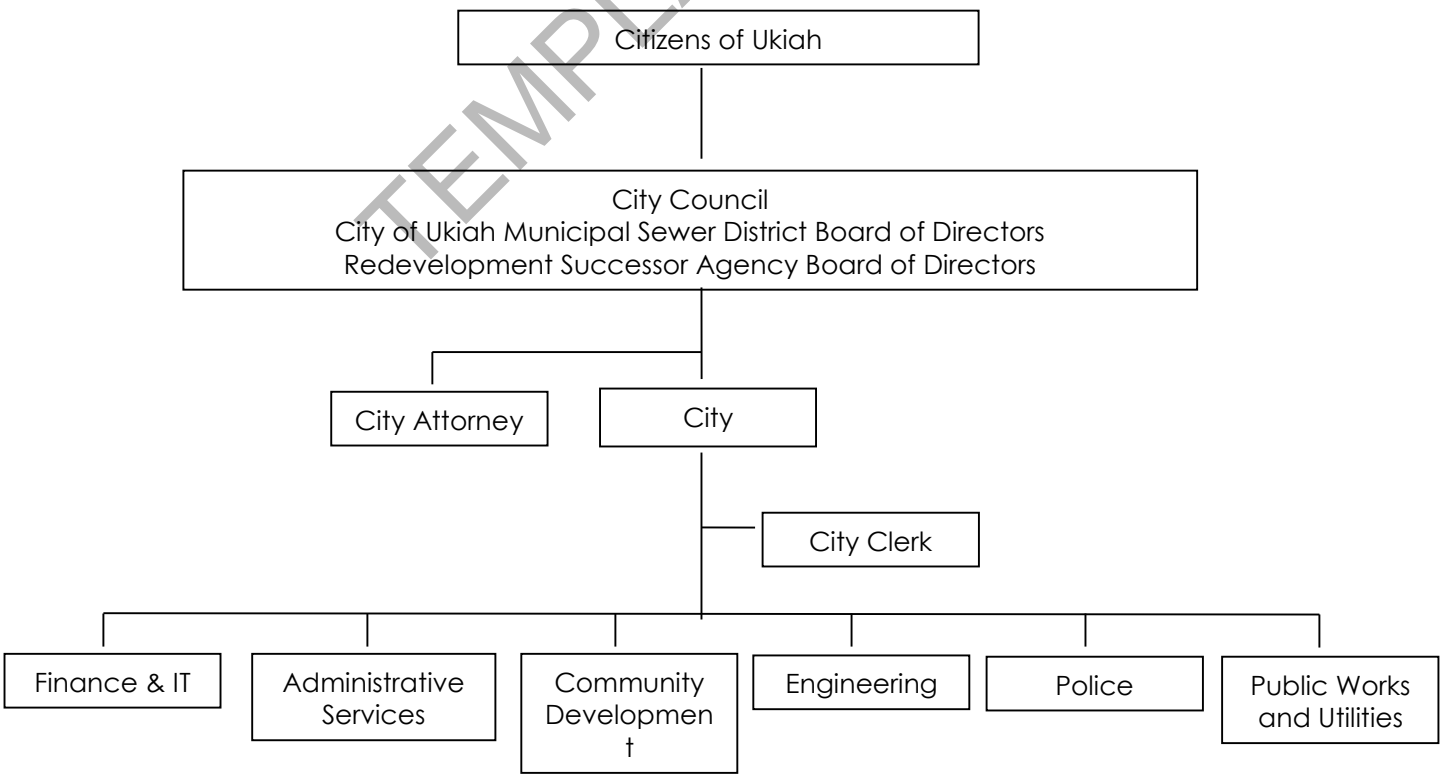

TEMPLATE DRAFT

Core Values

Our core values are what drive us to better serve our community by creating a culture of positivity, inclusion, and professional betterment. These values are as follows:

- Professionalism. We demonstrate this through proficiency, reliability, and our drive to make opportunities happen.
- Service. We inspire confidence in our organization and out team members by consistently providing exceptional service.
- Teamwork. We believe in creating an environment that fosters teamwork and processes that support equal opportunity, collaboration, and commitment to common goals.
- Innovation. We work to discover practical solutions, challenge prevailing assumptions, and create new ideas that prove useful.
- Safety. We strive to keep our community and our workplace sage and healthy.

More information on our core values can be found on the city's website, www.cityofukiah.com/eep.

TEMPLATE DRAFT

City of Ukiah

Our Core Values:

PROFESSIONALISM

SERVICE

TEAMWORK

INNOVATION

SAFETY

CITY-WIDE GOALS

The Ukiah City Council, through a strategic process of discussion, observation, and education, has developed the following set of focused priorities that help guide the development and implementation of policies, activities, and programs. These four areas are in no way all-encompassing of the City's scope of work nor are they finite; rather, the strategic planning process is considered evolutionary and vision-based. All of these areas work to further promote the vibrancy and sustainability of the Ukiah community and the organization.

- ✓ Develop a prioritized plan for maintaining and improving public infrastructure.
- ✓ Planning Valley-Wide takes place based on sound planning principles.
- ✓ Facilitate the development of a sound local economy that attracts investment, promotes economic diversity, supports businesses, creates employment opportunities, and generates public revenues.
- ✓ Council and staff work together to create a more responsive and effective workplace environment.

TEMPLATE DRAFT

City Manager's Budget Message

2015-16 Fiscal year in review

The Budget Year, 2017-18

Operational Highlights

Financial Highlights

Capital Highlights

Economic Development

Financial Position

Looking Ahead

TEMPLATE DRAFT

TEMPLATE DRAFT

COMMUNITY PROFILE

UKIAH, CALIFORNIA

Incorporated

Government
Ukiah is a general law city operated under a council-manager form of government.

Location

County
Mendocino (Ukiah is the county seat)

Area

Elevation

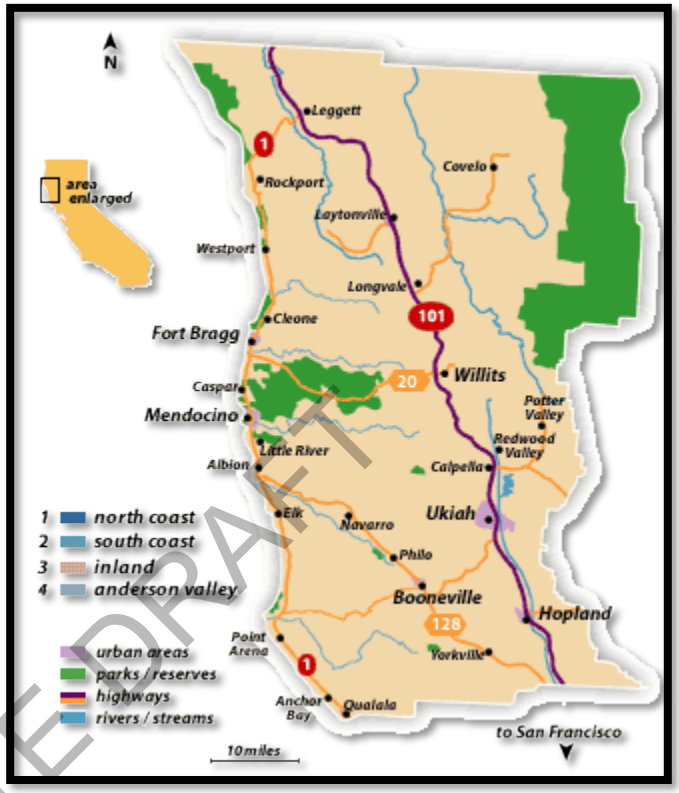

TEMPLATE DRAFT

The City

Governance

The Ukiah City Council consists of five members, elected at-large to four-year overlapping terms. Council members must be residents of the City. The positions of Mayor and Mayor Pro Tem are chosen by the Council through its own policy. The Mayor conducts the Council meetings and represents the City in ceremonial occasions.

The City Council serves as the policy board for the municipality. It provides policy direction, establishes goals, and sets priorities for the City government. In addition to serving as the policy makers for the community, the City Council also is responsible for numerous land use decisions within its borders, including the General Plan. The City Council appoints the City Manager, City Attorney, City Clerk, and all members of advisory boards and commissions.

Local Economy

Small Town Charm

Recreation and Entertainment

Labor Force

Largest Employment Sectors

TEMPLATE DRAFT

Employment

Live, Work, Play

[CAPTION]

Cardboard Boat Races in Library Park

TEMPLATE DRAFT

TEMPLATE DRAFT

Quality of Life

BUDGET IN BRIEF

This is an introductory section meant to summarize information for the reader in a succinct and more readily comprehensible way.

CITY-WIDE COMPARED

This is a comprehensive summary of the City as a whole, as recommended in fiscal year 2017-18. All budgeted funds are included in this synopsis.

TEMPLATE DRAFT

GENERAL FUND COMPARED

This is a comprehensive summary of the general fund, as proposed in fiscal year 2017-18. Revenues and expenditures are expected to equal with the use of reserves from past budgetary surpluses to be used for one-time purposes.

TEMPLATE DRAFT

HISTORICAL REVENUE SUMMARY

This table illustrates from where and by how much revenues have come into the City over the last four years compared to fiscal year 2017-18.

[SCHEDULE TO BE INCLUDED IN FINAL DOCUMENT]

(Continued)

TEMPLATE DRAFT

HISTORICAL EXPENDITURE SUMMARY

This table illustrates to where and by how much resources have been used by the City over the last four years compared to fiscal year 2017-18.
[SCHEDULE TO BE INCLUDED IN FINAL DOCUMENT]

(Continued)

TEMPLATE DRAFT

EXPENDITURES BY DEPARTMENT

This table illustrates how individual departments have been funded over the last four years as compared to fiscal year 2017-18. Non-Departmental accounts for all activities unrelated to a specific department, which typically include debt service for the water and sewer enterprises as well as the former redevelopment agency.

[SCHEDULE TO BE INCLUDED IN FINAL DOCUMENT]

TEMPLATE DRAFT

DEPARTMENT EXPENDITURE DETAIL

This table illustrates how departments have used resources in the performance of their appropriated functions over time, compared the proposed appropriations for fiscal year 2017-18.

TEMPLATE DRAFT

SOURCES AND USES FOR FISCAL YEAR 2017-18

The following two tables illustrate where revenues are estimated to derive for each budgeted City fund and where those financial resources are recommended be applied, allocated by broad categories, such as salaries and benefits, operations, loans and grants, debt service, and capital improvements.

Such categories are characterized further as follows:

- Salaries and benefits include salaries and wages of full and part-time employees, healthcare premiums, City retirement contributions, overtime and standby costs, etc.
- Operations include costs associated with day-to-day activities, professional services, insurance costs, and travel and training.
- Debt service pertains to any regular payments on bonds, loans, leases, or other long-term obligations. Generally, all debt service is managed in non-departmental.
- Housing loans/grants are issued by the City through grant funding received from the state and federal governments. They typically are found only in the economic and housing divisions of the City Manager's Office and Community Development Department, respectively.
- Capital outlay typically identifies any expenditures related to semi-regular purchases, such as computer and technology, office equipment, building improvements, and other items that are capitalized and depreciated.

TEMPLATE DRAFT

SOURCES

[SCHEDULE TO BE INCLUDED IN FINAL DOCUMENT]

TEMPLATE DRAFT

USES

[SCHEDULE TO BE INCLUDED IN FINAL DOCUMENT]

TEMPLATE DRAFT

PROPERTY TAX DISTRIBUTION

TEMPLATE DRAFT

SALES TAX DISTRIBUTION

TEMPLATE DRAFT

MEASURE P

TEMPLATE DRAFT

MEASURE Y

TEMPLATE DRAFT

CAPITAL EXPENDITURES

[SCHEDULE TO BE INCLUDED IN FINAL DOCUMENT]

TEMPLATE DRAFT

COST OF SERVICE

[SCHEDULE TO BE INCLUDED IN FINAL DOCUMENT]

TEMPLATE DRAFT

CHARTS AND GRAPHS

General revenues over the last seven years have followed a path traveled by most local governments throughout the state. The City saw increasing revenues from sales and property taxes during the height of the housing boom in 2006 and a dramatic decrease following the housing bust and subsequent market collapse in 2008. In response to fluctuating revenues, the City adjusted its spending accordingly, mostly through reductions in workforce and capital improvement deferments.

The graph below illustrates revenue and expenditure trends since 2010-11. This recommended budget for 2017-18 attempts to normalize the variance between the two and maximize available resources for specific priorities.

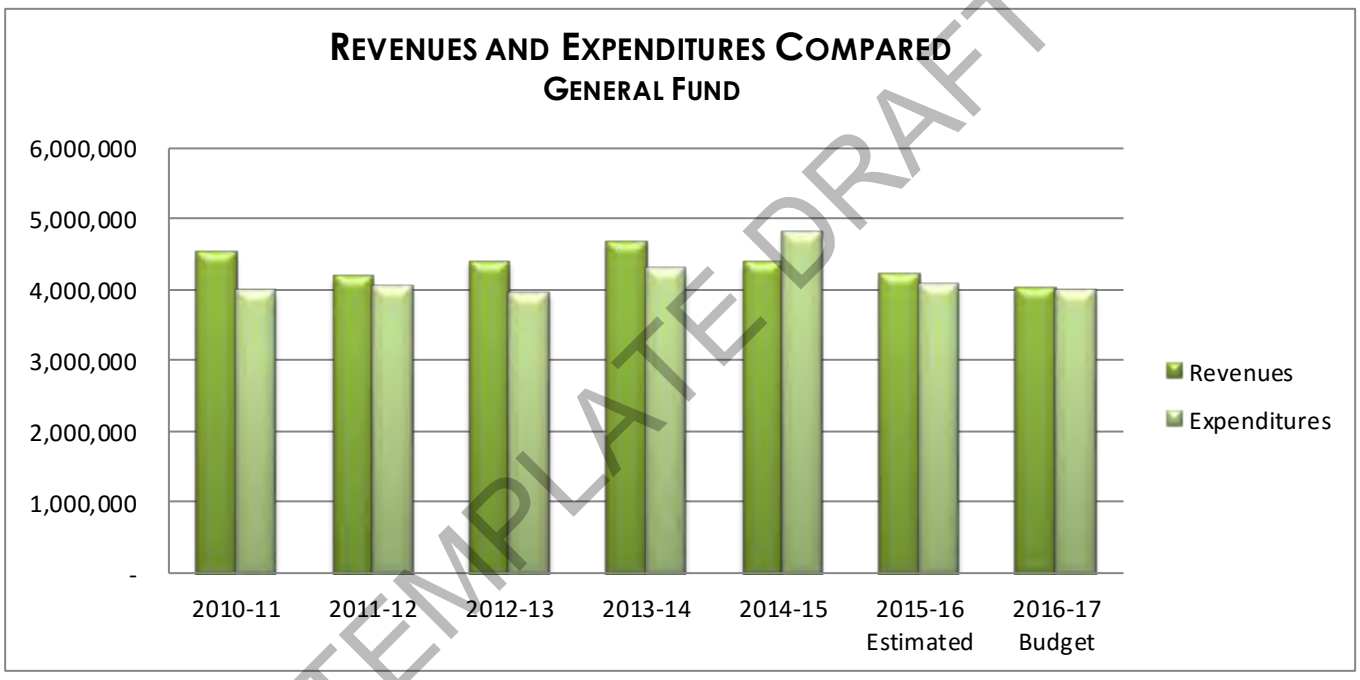

TEMPLATE DRAFT

Below are several additional graphs that illustrate the composition of revenues and expenditures of the general fund, as well as general revenues and expenditures by category. These graphs are intended to help the reader understand where money comes and goes in the general fund.

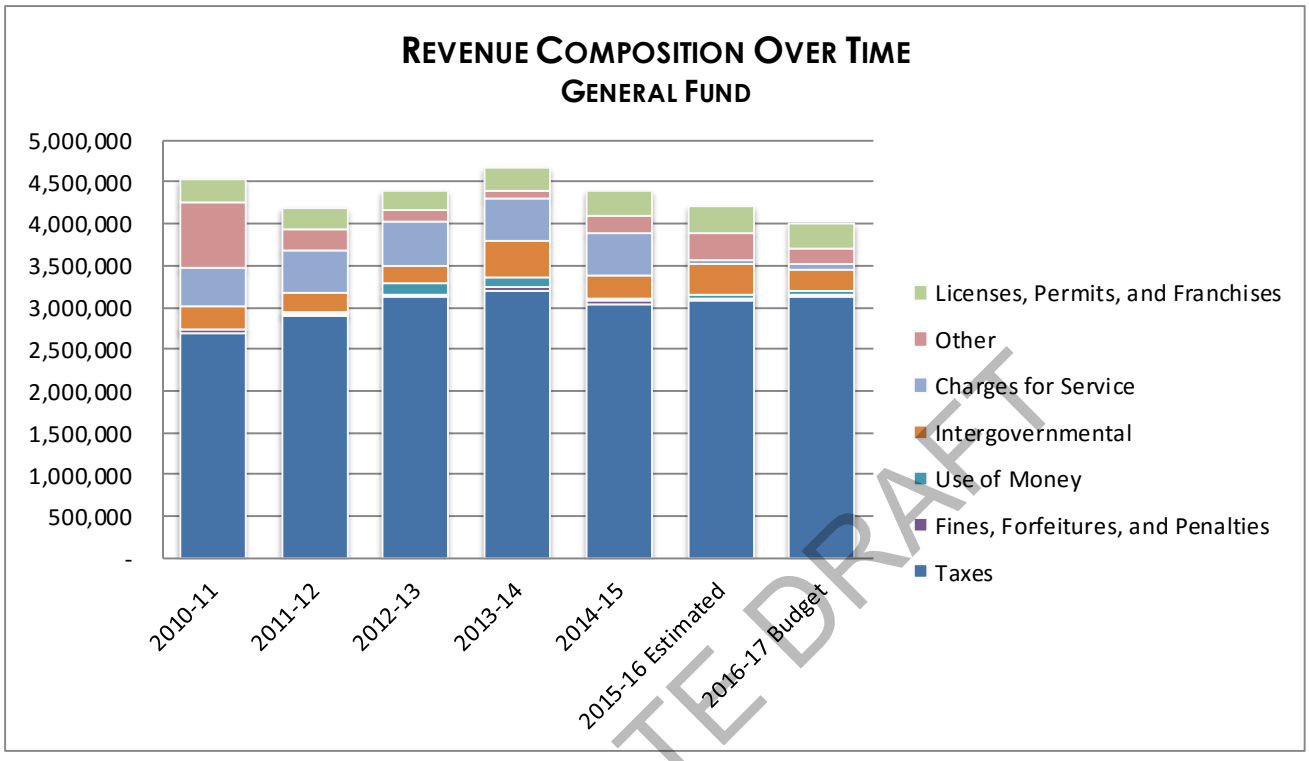

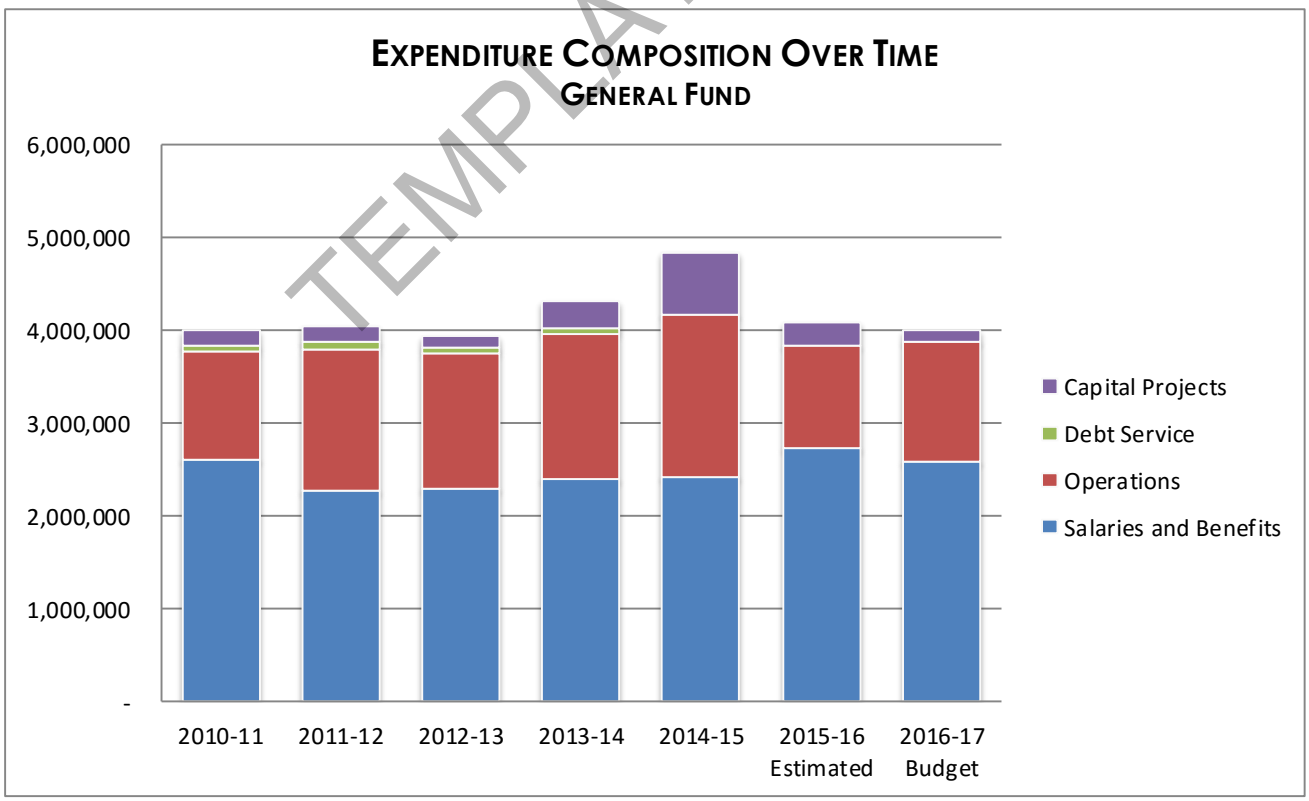

TEMPLATE DRAFT

The following graph illustrates the sources of estimated revenues and uses of recommended appropriations in the general fund for fiscal year 2017-18.

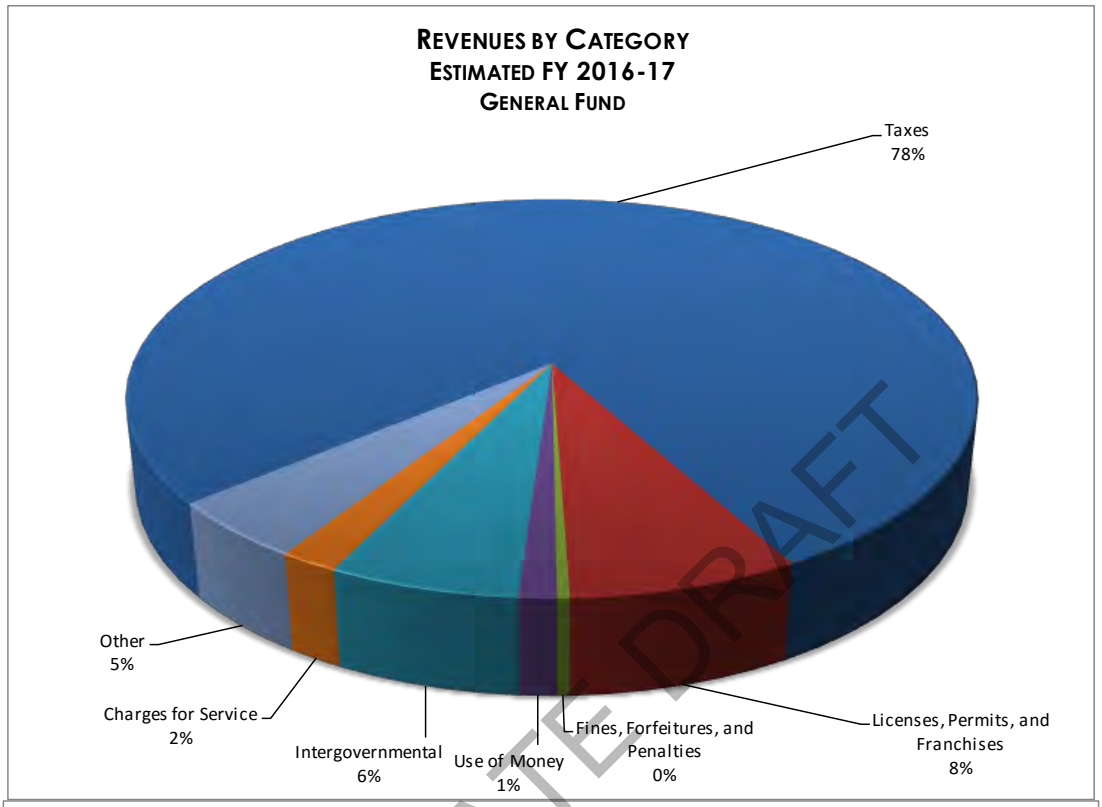

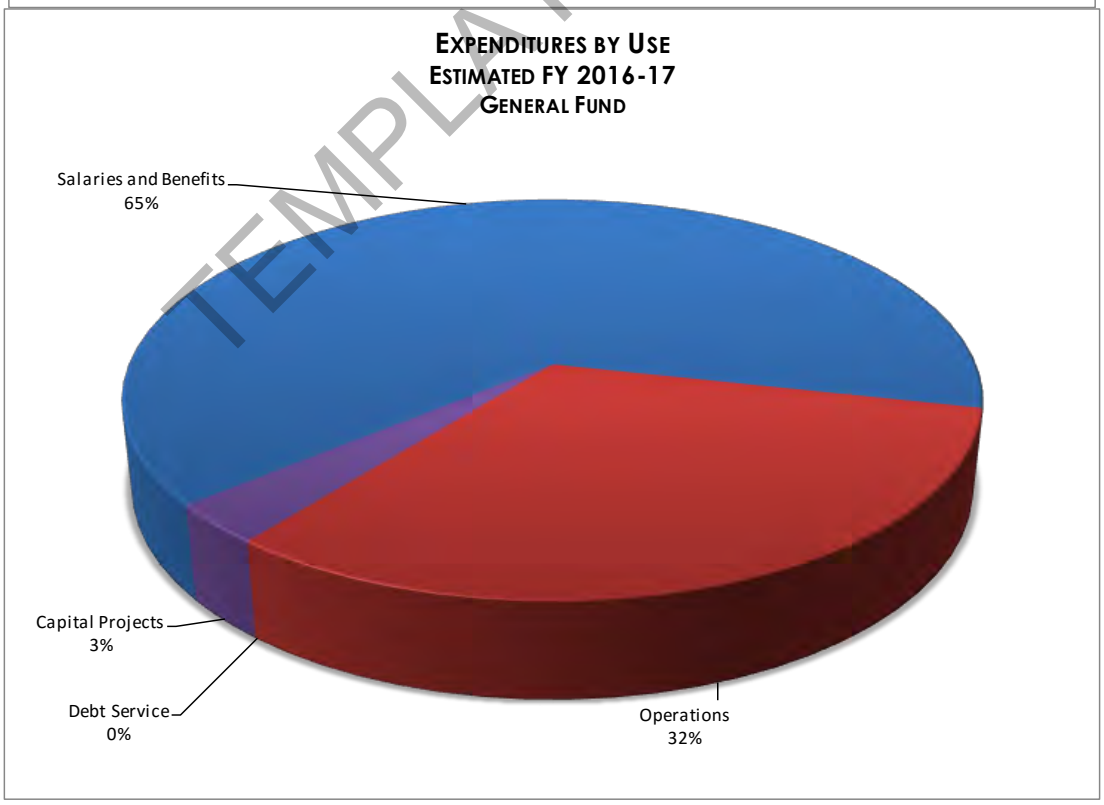

TEMPLATE DRAFT

The following graphs illustrate revenues and expenditures City-wide, encompassing the various special revenue funds maintained by the City for housing, economic development, and capital improvement activities, as well as enterprise services of water and sewer.

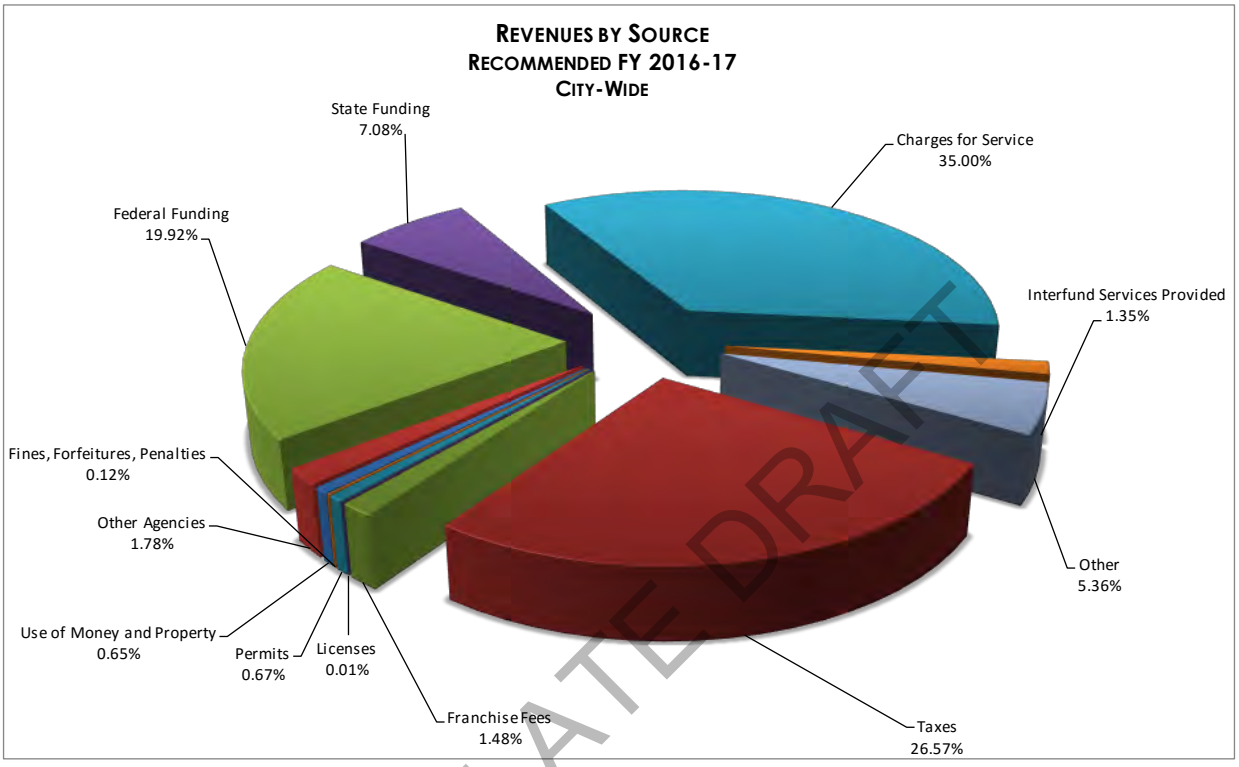

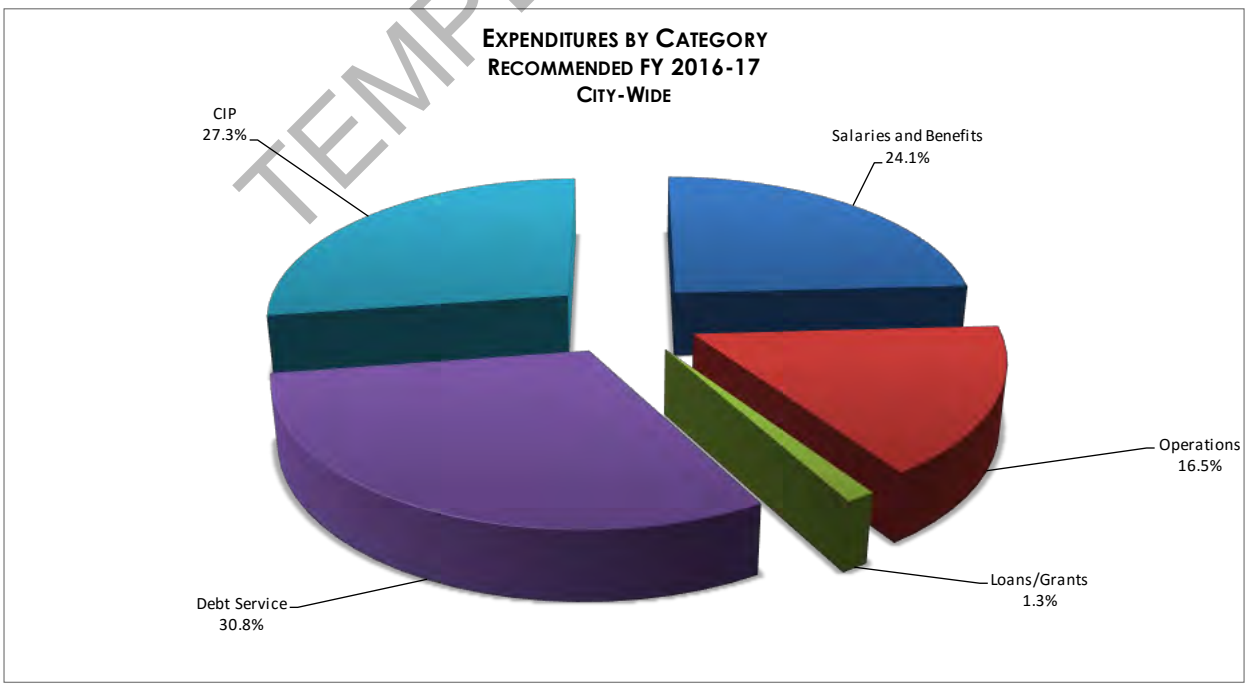

TEMPLATE DRAFT

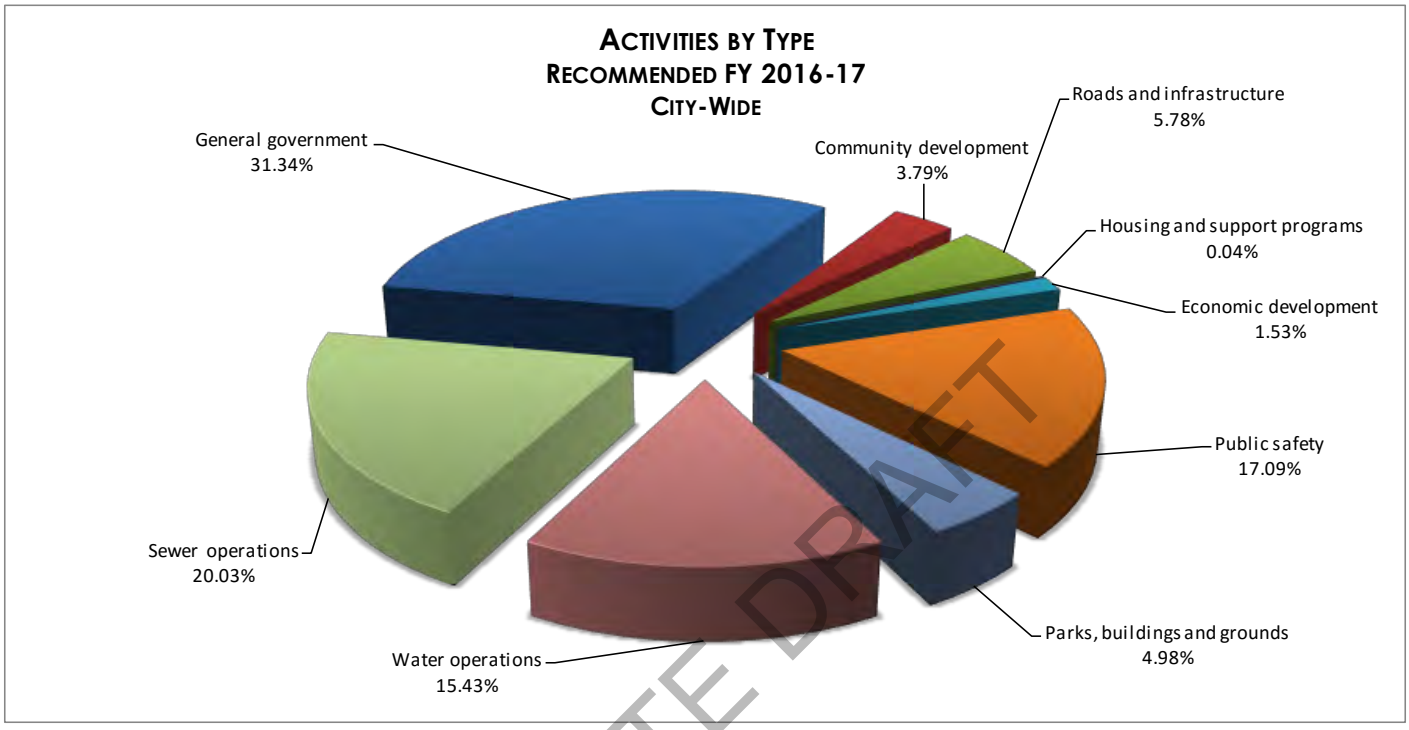

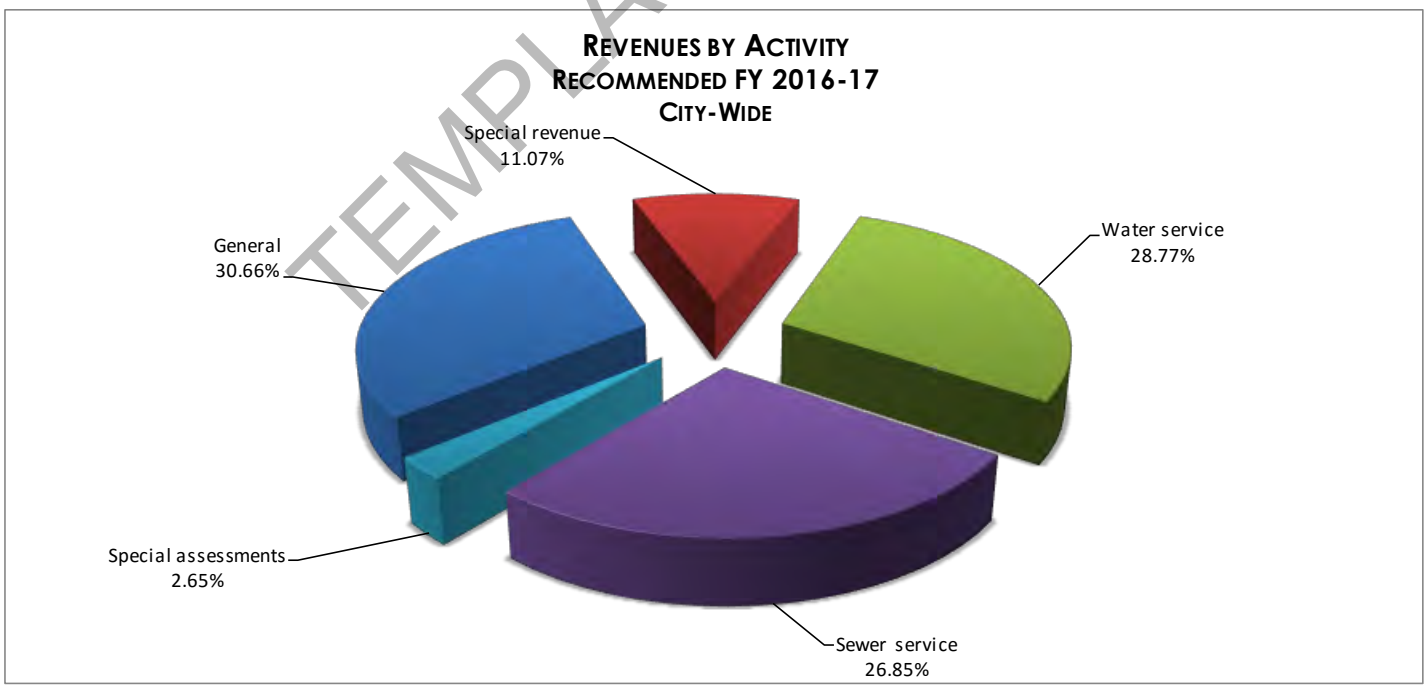

TEMPLATE DRAFT

TEMPLATE DRAFT

THE FUNDS

Funds are what government use to account for the inflow and outflow of resources. Think of them as discrete entities within a larger organization (the City of Ukiah). It's a similar arrangement to that of the parent-subsidiary corporate structure in the private sector.

There are three main categories of funds: governmental, proprietary, and fiduciary.

Governmental funds are those that serve a general or special purpose. These funds receive revenues primarily from taxes, grants, subventions, assessments, and other non-exchange[1] resources. There are five different governmental fund types, which include: the general fund, special revenue funds, capital project funds, debt service funds, and permanent funds. The City employs three of these five funds types, further described as follows:

The general fund. The primary fund which accounts for resources and uses subject to the discretion of the City Council. Revenues to this fund are predominantly unrestricted and available for use as the Council and community determine appropriate.

Special revenue funds. Just as the name implies, these are funds that receive revenues that are special or restricted by a third party for a particular use. Typically, these funds are used to account for grants and other types of resources.

Capital project funds. If a government desires to accumulate resources for the purpose of engaging in extraordinary or non-regular capital projects or procurement, it may elect to do so in this fund type. The City of Ukiah uses several of these funds for just such purpose.

Proprietary funds, such as enterprise or internal service funds, are those that receive revenues for the provision of services resulting from an exchange or exchange-like transaction. In other words, what is received in service is directly paid for by a fee or charge.

As an example, the City's water enterprise is funded by rates or charges for service. For every dollar paid by a water customer, a dollar in service is provided. That service delivery includes the costs of providing the service, including treatment, distribution, and administration.

There are two proprietary fund types: enterprise and internal service funds. The City of Ukiah uses both fund types to account for a variety of activities, including water, sewer, electric, and airport services.

Proprietary funds are intended to support their activities with the revenues they generate, just like a business. Therefore, we account for these funds using the full accrual basis of accounting. The only difference between a proprietary activity of a government and a private business is the lack of a profit motive for the former.

Here we present the funds first by primary, or major, funds, which include the general fund, water operating fund, sewer operating fund, and electric operating fund. We then follow that presentation with the other, non-primary funds.

Presented here are fiduciary funds for informational purposes.

TEMPLATE DRAFT

FUNDS SUMMARY

[1] See the Glossary of Terms for more information on non-exchange resources.

TEMPLATE DRAFT

PRIMARY FUNDS

Primary funds are those in which the majority of City operating activities are accounted for. By examining these funds closely, the reader can gain a solid foundational understanding of where the majority of resources come from and how they are allocated.

GOVERNMENTAL

Governmental funds are those that account for governmental activities funded by general revenues (i.e. taxes and fees) and special revenues (i.e. grants, subventions, special assessments, etc.). The fund types of governmental funds are the general fund, capital projects special revenue, debt service, and permanent funds. The numbers in parenthesis indicate the fund number in the City's financial management system.

GENERAL FUND (100)
The General Fund is used for all the general revenues of the City not specifically levied or collected for other City funds, and the related expenditures. The major revenue sources for this fund are property taxes, sales taxes, franchise fees, business licenses, unrestricted revenues from the state, fines and forfeitures and interest income. Expenditures are made for community development, public safety, public works, and other services.

TEMPLATE DRAFT

PROPRIETARY

Proprietary funds account for City operations financed and operated in a manner similar to a private business enterprise.

ENTERPRISE FUNDS

The City maintains several enterprise funds responsible for budgeting and tracking expenses in the delivery of water and sewer services. The intent of the City is that the cost of providing goods and services be financed primarily through user charges.

Electric Utility Operations and Maintenance (800)
Ukiah Municipal Code provides the authority for City to operate an electric utility system. Revenues (fees and charges) are collected to pay for power services received.

Water Operations and Maintenance (820)
Ukiah Municipal Code provides the authority for City to operate a water system. Revenues (fees and charges) are collected to pay for service (water) received.

Sewer Operations and Maintenance (840)
Ukiah Municipal Code provides the authority for the City to operate sewer system. Revenues (fees and charges) are collected to pay for availability of collection, transportation, treatment, and disposal system. This fund is used to account for shared expenditures between the City of Ukiah and the Ukiah Valley Sanitation District.

The operating budget presented here identifies expenditures and revenue sources by the fund. Expenditures are detailed by character or function to give the reader a fundamental understanding a where resources are planned to be used. Such functions are classified as follows:

- **Personnel**. Includes salaries and wages of full- and part-time employees, healthcare premiums, City retirement contributions, overtime and standby costs, etc.
- **Materials, services and other operating**. Includes costs associated with day-to-day activities, including supplies; utility costs; small tools and equipment; computers and other small electronics; professional services; insurance premiums; and travel, conferences, and training.
- **Grants, loans, and other assistance.** These amounts are typically found only in the economic and housing divisions of the City Manager's Office and Community Development Department, respectively.
- **Debt service.** If the department is responsible for any regular payments on bonds, loans, leases, or other long-term obligations. Generally, all debt service is managed in non-departmental at the fund level.
- **Capital outlay/CIP.** This typically identifies any expenditures related to semi-regular purchases, such as land, technology infrastructure, office equipment, building improvements, and other items that are capitalized and depreciated. Items found here are typically not related to maintenance.

For additional budgetary detail, please refer the appendix.

TEMPLATE DRAFT

THE GENERAL FUND

DESCRIPTION

The General Fund accounts for sources and uses of resources that (primarily) are discretionary to the City Council in the provision of activities, programs and services deemed necessary and desirable by the community. It accounts for all general revenues of the City not specifically levied or collected for other City funds, and the related expenditures. The major revenue sources for this fund are property taxes, sales taxes, franchise fees, business licenses, unrestricted revenues from the state, fines and forfeitures and interest income. Expenditures are made for community development, parks and recreation, public safety (including police and fire), public works, and other services.

Services Provided

The General Fund provides the following direct services to the community:

- Public safety:
  - ✓ Police
  - ✓ Fire
- General government:
  - ✓ City Council
  - ✓ City Clerk
- Road and infrastructure maintenance
- Parks and recreation
- Community Development:
  - ✓ Planning
  - ✓ Building
  - ✓ Economic Development

MAJOR REVENUE SOURCES

The General Fund receives revenue from a variety of sources; however, the majority of its revenue is derived from just a few.

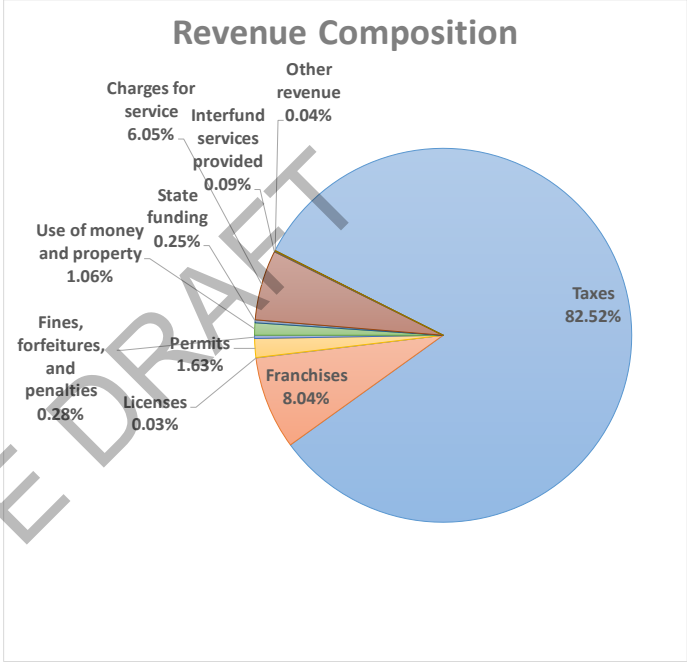

ESTIMATED REVENUES (by source)	Amount	% of Total
Taxes	16,219,804	82.52%
Charges for service	1,189,949	6.05%
Franchises	1,580,304	8.04%
Permits	319,600	1.63%
Use of money and property	208,800	1.06%
Fines, forfeitures, and penalties	55,500	0.28%
State funding	50,000	0.25%
Interfund services provided	16,872	0.09%
Other revenue	7,500	0.04%
Licenses	6,500	0.03%
Federal funding	-	0.00%
Other grants, subventions, and contributions	-	0.00%
Total expenditures	19,654,829	100.00%

TEMPLATE DRAFT

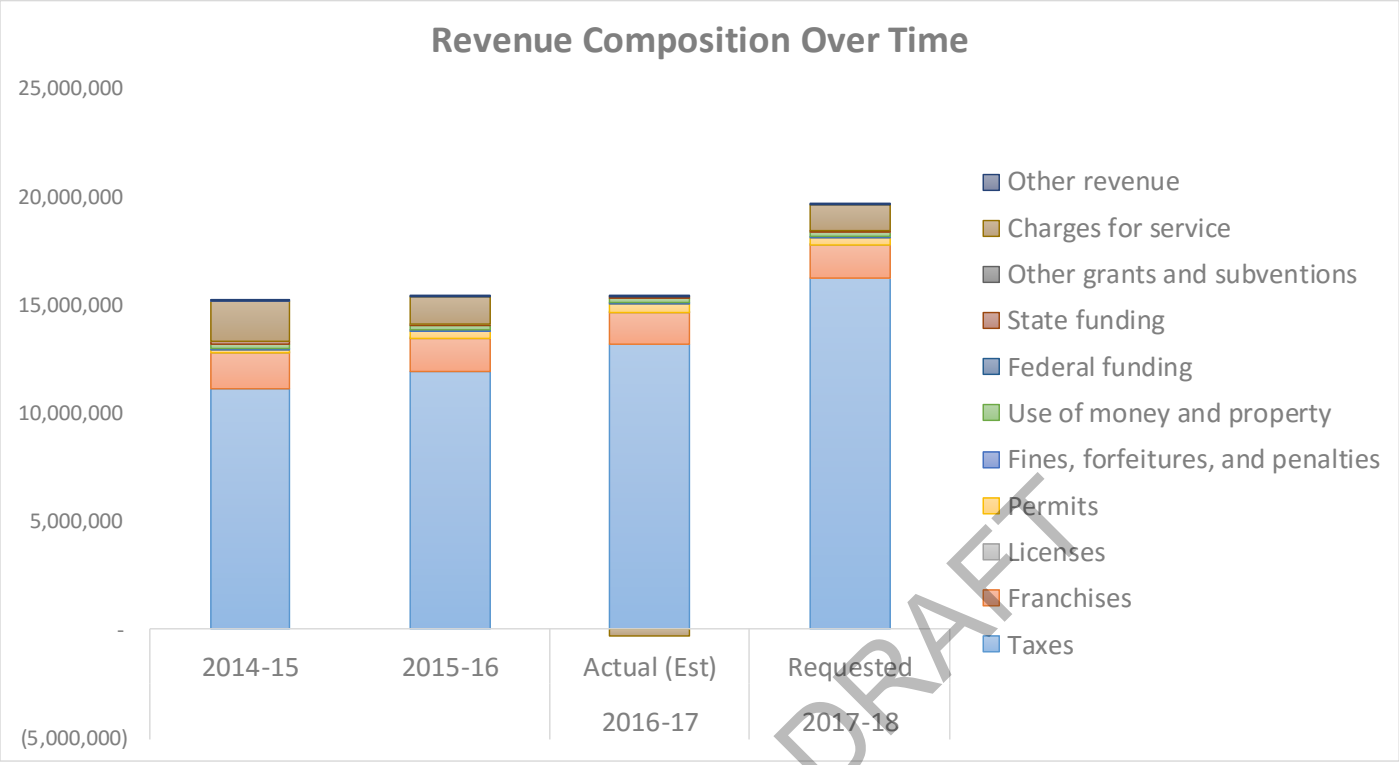

TEMPLATE DRAFT

EXPENDITURES BY FUNCTION

Similar to revenues, the General Fund engages in a variety of activities, providing services to the community that protect, maintain, and enhance quality of life for the citizenry of Ukiah.

The majority of resources are allocated to public safety, roads and infrastructure.

PROPOSED EXPENDITURES (by function)	Amount	% of Total
Public safety	12,621,832	48.08%
Roads and infrastructure	9,042,636	34.44%
General government and administration	882,218	3.36%
Parks and recreation	2,476,573	9.43%
Community development	977,716	3.72%
Economic development	251,587	0.96%
Housing and support programs	-	0.00%
Electric operations	-	0.00%
Water and sewer operations	-	0.00%
Airport operations	-	0.00%
Other enterprise operations	-	0.00%
Internal services	-	0.00%
Total expenditures	26,252,561	100.00%

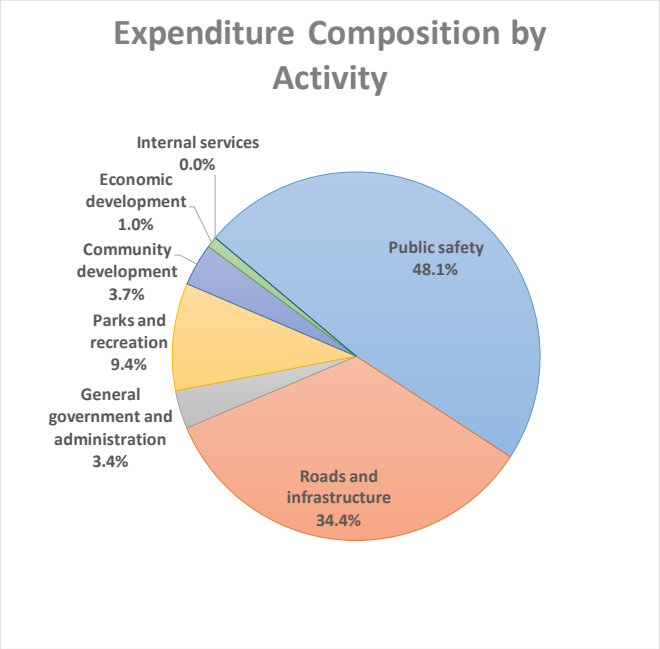

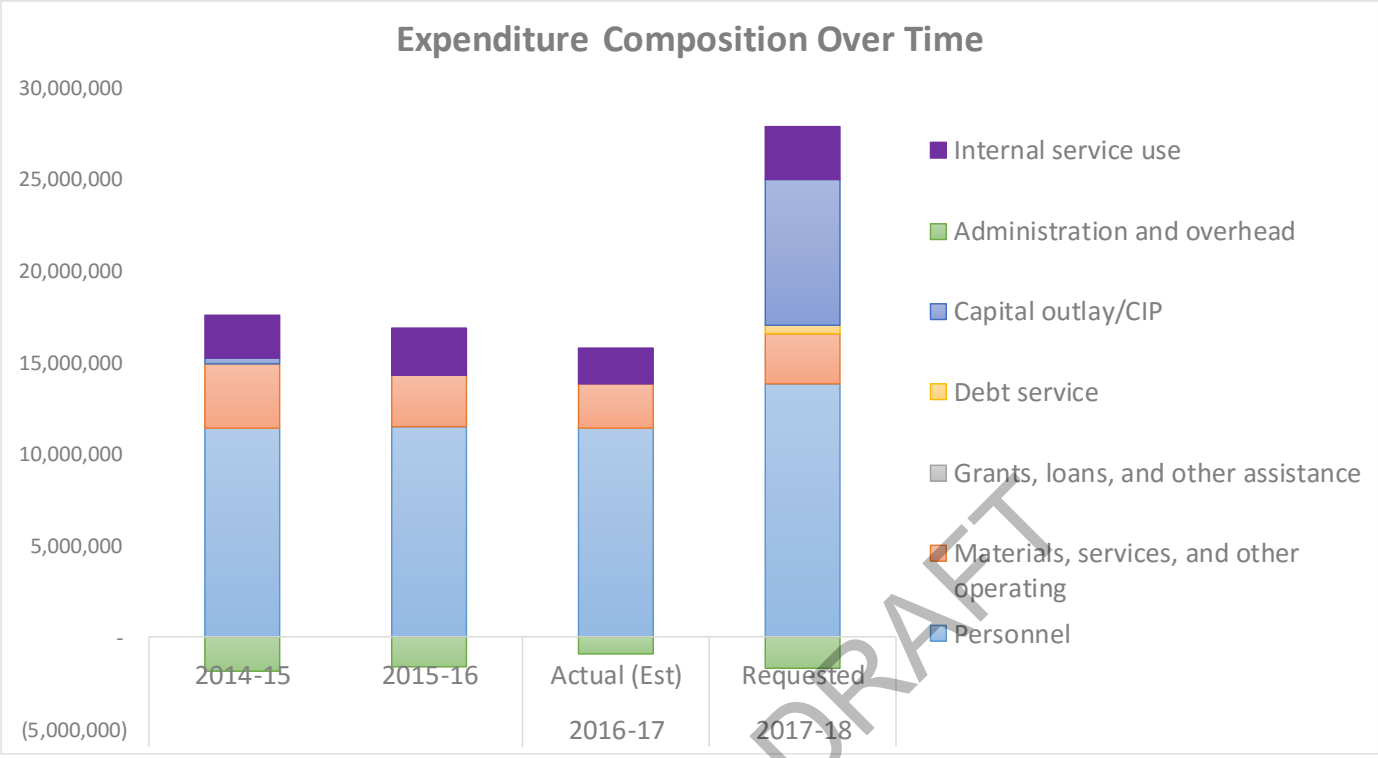

This chart demonstrates how major cost characters have changed over time.

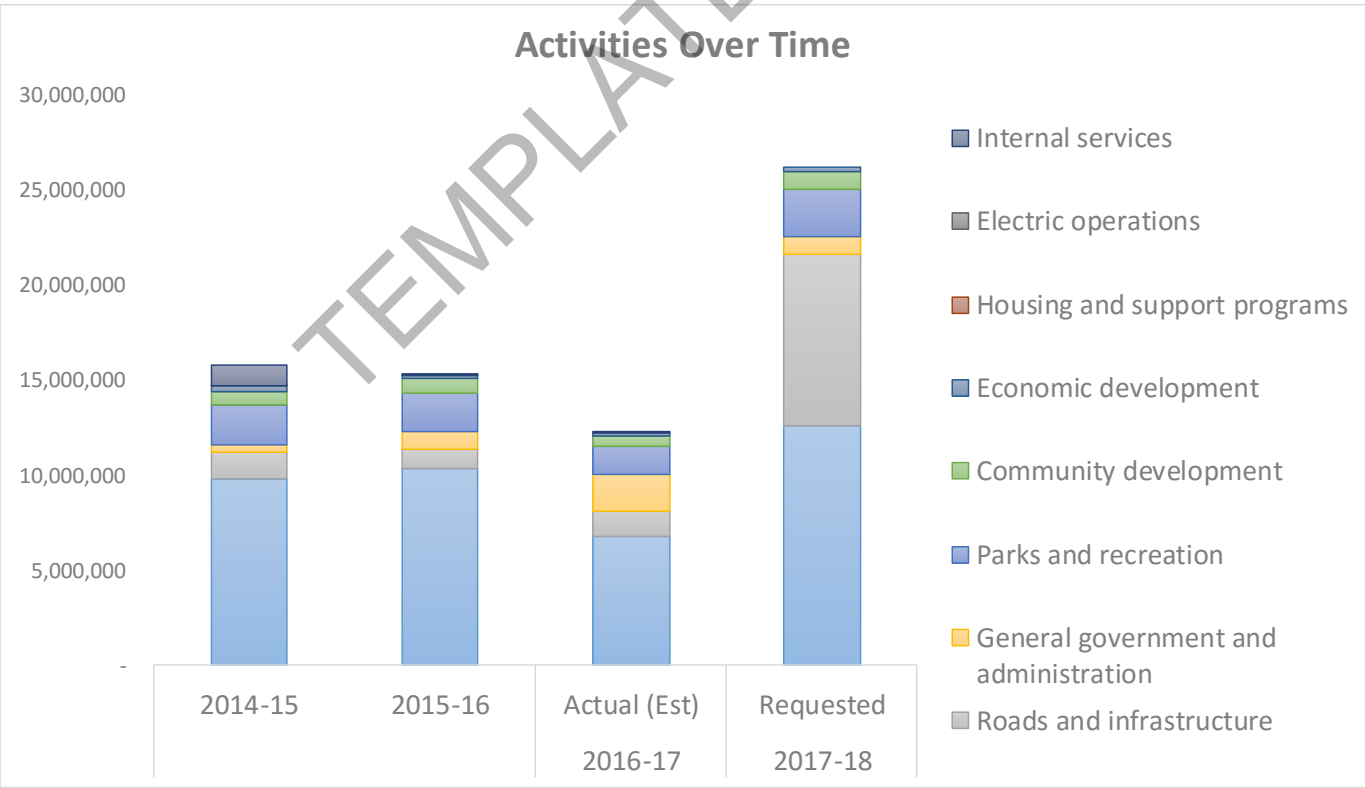

This chart illustrates expenditures over time delineated by activity, as opposed to major cost character, as described above.

TEMPLATE DRAFT

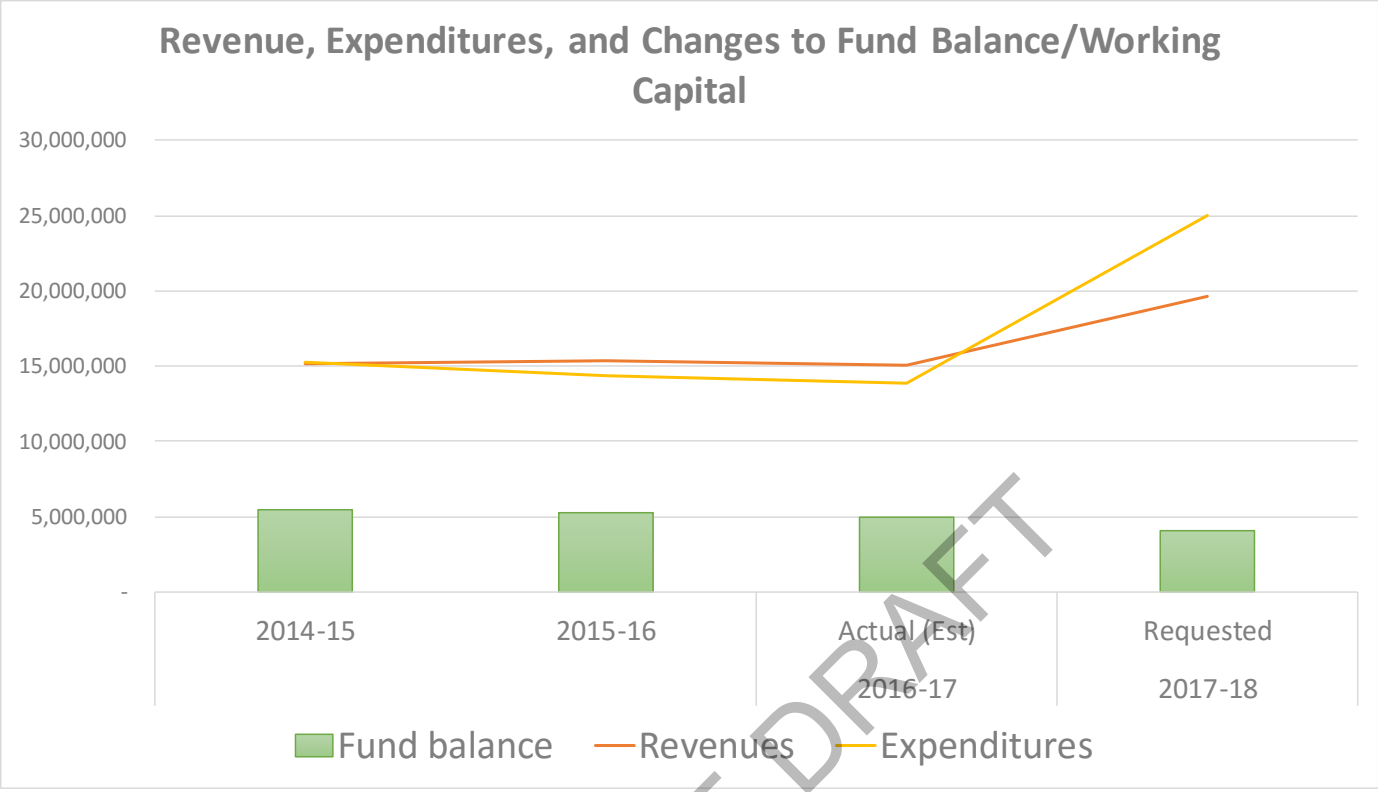

This chart illustrates the trends and relationships between revenues, expenditures, and fund balance/working capital over the last three years and the budget year.

TEMPLATE DRAFT

BUDGET SUMMARY[1]

The operating budget presented here identifies expenditures and revenue sources by the fund. Expenditures are detailed by character or function to give the reader a fundamental understanding a where resources are planned to be used.

BUDGET SUMMARY
2017-18

GENERAL FUND	Prior FYs		Current		Budget Year			Projections	
	2014-15	2015-16	2016-17	2016-17	2017-18	2017-18	2017-18	2018-19	2019-20
Revenue Sources	Actual	Actual	Budget	Actual (Est)	Requested	Recommended	Adopted	Projected	Projected
Taxes	$ 11,118,836	$ 11,940,571	$ 12,234,340	$ 13,180,259	$ 16,219,804	$ -	$ -	$ 13,526,428	$ 13,796,957
Franchises	1,643,559	1,514,799	1,577,612	1,503,317	1,580,304	-	-	1,628,513	1,661,083
Licenses	6,656	6,648	6,550	162	6,500	-	-	6,630	6,763
Permits	177,135	332,274	280,750	379,898	319,600	-	-	325,992	332,512
Fines, forfeitures, and penalties	54,187	75,138	59,696	35,500	55,500	-	-	56,610	57,742
Use of money and property	219,696	161,677	194,400	243,085	208,800	-	-	161,976	165,216
Federal funding	-	-	-	-	-	-	-	-	-
State funding	129,760	92,126	101,194	37,138	50,000	-	-	51,000	52,020
Other grants, subventions, and contributions	-	-	-	-	-	-	-	-	-
Charges for service	1,836,095	1,234,899	981,250	(339,256)	1,189,949	-	-	1,278,978	1,304,558
Interfund services provided	-	-	-	-	16,872	-	-	-	-
Other revenue	10,651	16,238	10,000	2,804	7,500	-	-	7,650	7,803
Total revenue	15,196,575	15,374,370	15,445,792	15,042,908	19,654,829	-	-	17,043,777	17,384,652
Expenditures and Appropriations									
Direct									
Personnel	11,431,588	11,546,093	11,862,699	11,431,144	13,871,845	-	-	13,084,622	13,346,315
Materials, services, and other operating	3,531,848	2,780,449	3,118,107	2,442,917	2,728,696	-	-	3,154,452	3,217,541
Grants, loans, and other assistance	-	-	-	-	-	-	-	-	-
Debt service	-	-	-	-	490,310	-	-	500,022	510,023
Capital outlay/CIP	305,178	10,000	28,243	-	7,949,000	-	-	511,020	521,240
Total direct	15,268,614	14,336,542	15,009,049	13,874,061	25,039,851	-	-	17,250,117	17,595,119
Indirect									
Administration and overhead	(1,838,972)	(1,626,615)	(870,233)	(870,233)	(1,660,768)	-	-	-	-
Internal service use	2,369,837	2,596,119	2,302,242	1,960,460	2,873,478	-	-	152,722	155,776
Total indirect	530,865	969,504	1,432,009	1,090,227	1,212,710	-	-	152,722	155,776
Total expenditures	15,799,479	15,306,046	16,441,058	14,964,288	26,252,561	-	-	17,402,838	17,750,895
Revenue over (under) expenditures	(602,904)	68,324	(995,266)	78,620	(6,597,732)	-	-	(359,061)	(366,243)
Financing Sources (Uses)									
Use of fund balance	-	-	-	-	-	-	-	-	-
Encumbrances	(2,315)	(2,315)	(2,315)	(154,166)	(154,166)	-	-	(52,932)	(52,932)
Interfund financing	-	-	-	-	1,500,000	-	-	-	-
Transfers in	8,472,684	8,355,747	7,741,294	375,000	1,740,500	-	-	-	-
Transfers (out)	(8,159,824)	(8,513,662)	(7,068,669)	(517,933)	(425,979)	-	-	(434,499)	(443,189)
Other in	9,460	483	500	-	4,310,500	-	-	510	520
Other (out)	-	-	-	-	-	-	-	-	-
Additions to	-	-	-	-	-	-	-	-	-
Deductions (from)	-	-	-	-	-	-	-	-	-
Net sources (uses)	320,005	(159,747)	670,810	(297,099)	6,970,855	-	-	(486,921)	(495,600)
Resources - Use									
Budgetary surplus (deficit)	**$ (282,899)**	**$ (91,423)**	**$ (324,456)**	**$ (218,479)**	**$ 373,122**	**$ -**	**$ -**	**$ (845,982)**	**$ (861,843)**

FUND BALANCE/WORKING CAPITAL ANALYSIS					
Estimated beginning fund balance/working capital	$ 4,994,521	$ 4,994,521	$ 4,994,521	$ 4,994,521	$ 4,201,471
Inflows	25,705,829	-	-	17,044,287	17,385,172
Outflows	26,678,540	-	-	17,837,337	18,194,083
Change to fund balance/working capital	(972,711)	-	-	(793,050)	(808,911)
Anticipated ending fund balance/working capital	$ 4,021,810	$ 4,994,521	$ 4,994,521	$ 4,201,471	$ 3,392,560

TEMPLATE DRAFT

Direct Department/Divisional Use		2014-15 Actual	2015-16 Actual	2016-17 Budget	2016-17 Actual (Est)	2017-18 Requested	2017-18 Recommended	2017-18 Adopted	2018-19 Projected	2019-20 Projected
Allocated administrative and overhead costs		$ (2,593,511)	$ (2,331,049)	$ (1,499,877)	$ (1,525,256)	$ -	$ -	$ -	$ -	$ 17,750,895
Direct fund activity:										
0	UNDEFINED	2,544	553,480	-	4,800	431,481	-	-	214,422	-
100	CITY COUNCIL	131,922	125,254	137,759	138,661	85,884	-	-	83,193	-
111	CITY CLERK	126,638	182,467	241,611	218,536	-	-	-	265,886	-
113	ELECTIONS	7,354	-	15,000	-	-	-	-	-	-
121	CITY MANAGER	380,481	366,399	468,992	356,788	56,917	-	-	474,794	-
122	CITY-WIDE ADMIN SERVICES	63,531	81,470	65,767	54,251	37,791	-	-	80,175	-
124	MISCELLANEOUS GENERAL GO	884,420	170,735	158,352	120,996	-	-	-	139,536	-
125	CITY CLERK	-	-	-	-	50,464	-	-	-	-
126	ECONOMIC DEVELOPMENT	-	-	-	-	182,048	-	-	-	-
132	BUDGET DEVELOPMENT AND M	-	-	-	-	43,635	-	-	181,407	-
134	ACCOUNTING & REPORTING	749,639	899,691	765,912	939,032	143,098	-	-	744,397	-
140	CITY ATTORNEY	134,597	227,754	167,087	140,532	(62,194)	-	-	163,200	-
151	CITY TREASURER	88,663	83,663	91,454	56,724	12,462	-	-	87,310	-
161	HUMAN RESOURCES	415,026	499,117	518,072	550,284	54,911	-	-	492,672	-
171	ECONOMIC DEVELOPMENT	288,235	133,478	212,957	181,297	-	-	-	206,528	-
172	SUCCESSOR AGENCY	59,332	34,103	17,921	14,606	69,539	-	-	-	-
180	COMMUNITY OUTREACH/PIO	33,121	28,981	27,450	3,931	-	-	-	26,520	-
202	POLICE OPERATIONS	7,266,260	7,497,716	7,786,536	7,523,176	8,248,562	-	-	6,699,096	-
212	FIRE ADMINISTRAION	2,557,559	2,815,118	3,065,549	2,428,863	4,373,270	-	-	3,074,192	-
213	FIRE OPERATIONS	23,682	43,905	-	86,006	-	-	-	-	-
221	PARKS	1,142,990	1,139,189	1,180,633	1,173,487	1,372,487	-	-	1,218,794	-
223	AQUATICS	197,699	174,158	196,838	177,198	214,345	-	-	200,782	-
225	BUILDINGS & GROUNDS MAINT	502,297	345	-	8,240	-	-	-	-	-
228	RECREATION	701,987	759,837	806,283	720,749	889,741	-	-	780,266	-
229	INFORMATION TECHNOLOGY	501,839	-	-	-	-	-	-	-	-
231	COMMUNITY PLANNING	449,430	477,038	498,906	392,144	555,947	-	-	539,271	-
233	BUILDING INSPECTION	243,159	289,042	307,671	217,686	421,769	-	-	303,996	-
242	ENGINEERING/STREETS	1,374,276	1,053,747	1,210,185	981,558	9,042,636	-	-	1,426,401	-
243	CORPORATION YARD	59,943	-	-	-	-	-	-	-	-
266	ELECTRIC SERVICES	6,366	408	-	-	-	-	-	-	-
	Net sources (uses)	$ 15,799,479	$ 15,306,046	$ 16,441,058	$ 14,964,288	$ 26,252,561	$ -	$ -	$ 17,402,838	$ 17,750,895

TEMPLATE DRAFT

Notes:

[1] General fund numbers 100, 105, and 110 are being consolidated into Fund 100 in 2017-18 to facilitate more appropriate accounting of general fund activities.

[2] Measure Y revenues expected to be available for the full fiscal year.

[3] Accounting changes resulted in the creation of new divisions of City Clerk and Economic Development under the City Manager's Office. Budget Development is a new division under the Finance Department. These activities were budgeted in different divisions in prior budgets.

THIS PAGE INTENTIONALLY LEFT BLANK

TEMPLATE DRAFT

OTHER GOVERNMENTAL FUNDS

Governmental funds are those that account for governmental activities funded by general revenues (i.e. taxes and fees) and special revenues (i.e. grants, subventions, special assessments, etc.). The fund types of governmental funds are the general fund, capital projects special revenue, debt service, and permanent funds. The numbers in parenthesis indicate the fund number in the City's financial management system.

Capital Projects Funds

Debt Service Funds

Special Revenue Funds

TEMPLATE DRAFT

THIS PAGE INTENTIONALLY LEFT BLANK

TEMPLATE DRAFT

OTHER PROPRIETARY

Proprietary funds account for City operations financed and operated in a manner similar to a private business enterprise.

Enterprise Funds

Internal Service Funds

TEMPLATE DRAFT

FIDUCIARY

These funds account for assets held by the City as an agent for individuals, private organizations, and other governments. The financial activities of these funds are excluded from the Government-wide financial statements, but are presented in the separate Fiduciary Fund financial statements.

Agency Funds

Private Purpose Trust Funds

TEMPLATE DRAFT

THE BUDGET UNITS

Budget units are the departments and divisions that draw resources either directly or indirectly from funds in the provision of City services. A single budget unit may draw resources from one or several funds. Similarly, a single fund may allocate resources to one or many different budget units.

As an example, the Finance Department is comprised of four distinct divisions (budget units) that draw resources from and provide services to several different funds. The Accounting Division of the Finance Department is accounted for in the general fund. However, it provides administrative services to several other funds either directly or indirectly, the cost of which is allocated using the City's Cost Allocation Plan.[1] The Billing and Customer Services Division of the Finance Department, however, is accounted for in an internal service fund and provides services directly to other funds that require it.

The operating budget presented here identifies expenditures and revenue sources by the department. Expenditures are detailed by character or function within the department to give the reader a fundamental understanding a where resources are planned to be used. Such functions are classified as follows:

- Salaries and benefits, which include salaries and wages of full and part-time employees, healthcare premiums, City retirement contributions, overtime and standby costs, etc.
- Operations, including costs associated with day-to-day activities, professional services, insurance costs, and travel and training.
- Debt service, if the department is responsible for any regular payments on bonds, loans, leases, or other long-term obligations. Generally, all debt service is managed in non-departmental.
- Housing loans/grants, which typically are found only in the economic and housing divisions of the City Manager's Office and Community Development Department, respectively.
- Capital outlay, which typically identifies any expenditures related to semi-regular purchases, such as computer and technology, office equipment, building improvements, and other items that are capitalized and depreciated.

Among the information included in this proposed budget are prior year actuals, current fiscal year budget and year-end estimates, and a projection of cost estimates for the next two years, which have been compiled based on known information to date.

TEMPLATE DRAFT

[1] See Appendix _____ for additional information.

DEPARTMENTS AND DIVISIONS

Non-Departmental
Legislative
- City Council
- Boards and Commissions

City Manager's Office:
- City Manager
- City Clerk
- Administrative Services
- Community Outreach/Public Information
- Economic Development

Finance:
- Accounting
- Budget Management
- Utility Billing
- Procurement
- Information Technology

City Attorney
Treasurer
Human Resources/Risk Management
Police
Fire
Community Services
Community Development:
- Planning
- Building
- Housing

Public Works:
- Engineering and Streets
- Corporation Yard
- Garage
- Landfill

Airport
Electric
Water and Sewer

TEMPLATE DRAFT

NON-DEPARTMENTAL

TEMPLATE DRAFT

LEGISLATIVE

The legislative body for the City of Ukiah is the City Council. The same body acts as the governing authority for the Successor Agency to the City of Ukiah Redevelopment Agency and the City of Ukiah Municipal Sewer District (CLMSD). The City Council is advised by the following standing commissions and committees:

[LIST OF COMMITTEES AND COMMISSIONS]

The City Council for the City of Ukiah, comprised of five council members, provides policy direction to the City Manager. The Council adopts ordinances to control the affairs of the City. The Council oversees the fiscal affairs of the City and approves and adopts the annual City budget. The Council also provides policy direction for the enforcement of City ordinances and may pass emergency ordinances for the immediate preservation or protection of public health, property, or safety. The Council enters into contracts and cooperative or joint activities with other government bodies.

The City of Ukiah Planning Commission is a permanent committee of five persons appointed by the Ukiah City Council to review matters related to planning and development. The Planning Commission meets on the second Wednesday of every month at 6:00 p.m. in the City Council Chambers at Ukiah City Hall, 225 Park Street, Ukiah, California, for the purpose of considering City land use matters. Included on the agendas are such things as the General Plan, Re-zonings, Use Permits, Subdivisions, Architectural and Design Review, planning policy matters, and interpretations.

The Parks and Recreation Committee is a standing committee that considers issues and concerns related to City parks and their uses. It consists of a mix of elected officials, community members, and appointed staff. The Committee reports to the City Council.

The Traffic Safety Advisory Committee addresses issues and concerns regarding transportation in the City of Ukiah. The powers, duties and responsibilities of the TSAC are to make recommendations to the City Council regarding traffic safety, pedestrian safety, and parking as it relates to traffic safety.

The ADA Committee, a sub-committee of the Traffic Safety Advisory Committee, meets to address and make recommendations regarding ADA (Americans with Disabilities Act) issues on City streets and sidewalks.

The Ukiah Economic Development Advisory Committee (LEDAC) is a standing committee formed by the City Council in 2010. The primary function of the LEDAC is to consider issues pertaining to business retention and expansion and advise the City Council and staff on developing potential programs and strategies for economic development in the City; establishing and maintaining regular communication between the City and the business community; evaluating community needs and desires for economic development; and focusing on commerce solutions that enhance the quality of life for the Ukiah community.

TEMPLATE DRAFT

OUTCOMES/ACCOMPLISHMENTS

The City established priorities for fiscal year 2016-17. These priorities received funding to varying degrees, based on costs and importance assigned to each by the City Council and executive management. The following list identifies those priorities and the respective outcomes, as established by the City Council.

[SCHEDULE TO BE PRVIDED IN FINAL DOCUMENT]

GOALS

The goals of the City Council in fiscal year 2017-18 are those identified as City-wide goals, which include the following:

[SCHEDULE TO BE PRVIDED IN FINAL DOCUMENT]

BUDGET DETAIL

TEMPLATE DRAFT

CITY MANAGER'S OFFICE

TEMPLATE DRAFT

FINANCE

DESCRIPTION

The Finance Department is responsible for the fiscal health of the City as well as the collection and expenditure of funds in accordance with all applicable laws and regulations. This includes managing the processes and recording for day-to-day transactions, providing accurate reporting to the City Council, City Manager and other departments as well as performing high level, broad fiscal analysis of current activities, and evaluating economic trends affecting the local economy. As such, the Department is best viewed as providing two levels of service: internal/external operations and fiscal analysis and advisory services.

SERVICES PROVIDED (ACTIVITIES PERFORMED)

Fiscal and advisory services:

- ✓ Primary advisor to the City Manager, City Council, and departments on fiscal and financial matters
- ✓ Provide leadership in the development and implementations citywide financial policies

Internal and external operations:

- ✓ Provide comprehensive centralized procurement services to all City functions
- ✓ Provide billing and customer support services to City residents and businesses, including business license administration
- ✓ Perform all general accounting, accounts payable, and payroll processing for the City
- ✓ Annual budget development, analysis and document preparation
- ✓ Financial reporting, including preparation of monthly budget reports to management, quarterly financial reports to the City Council, and the City's Comprehensive Annual Financial Report (CAFR).

DIVISIONS

The Department is subdivided into four distinct but integrated divisions. They are described in further detail below and are as follows:

1. Budget Development and Management
2. Accounting and Reporting
3. Procurement Services
4. Billing and Customer Services
5. Information Technology (IT)

APPROPRIATIONS BY COST CATEGORY

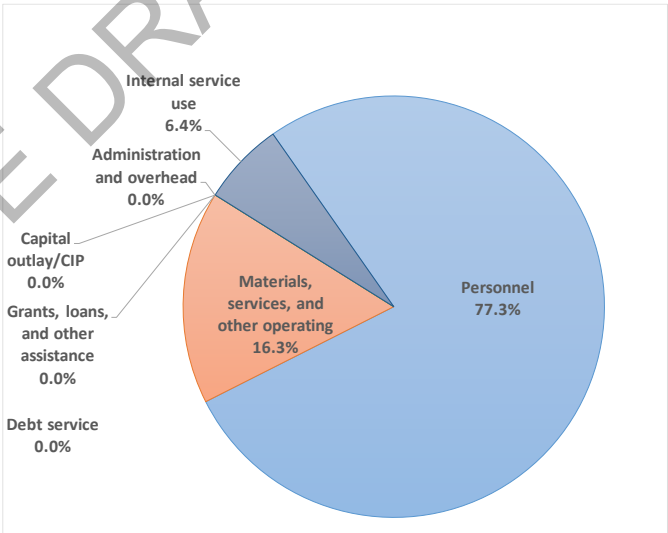

Requested Appropriations	
Direct	
Personnel	$ 1,584,135
Materials, services, and other operating	335,030
Grants, loans, and other assistance	-
Debt service	-
Capital outlay/CIP	-
Total direct	1,919,165
Indirect	
Administration and overhead	-
Internal service use	130,765
Total indirect	130,765
Total	$ 2,049,930

TEMPLATE DRAFT

2016-17 HIGHLIGHTS

- ✓ Successful recruitment of new Finance Director.
- ✓ Reorganization of Department to maximize human capital resources.
- ✓ Development of a new, modern budget process and document based on best practices.
- ✓ Successful completion of the annual audit process for the 2015-16 fiscal year, receiving an unqualified opinion.

MAJOR INITIATIVES IN 2017-18

[LIST HERE]

SIGNIFICANT CHANGES FROM PRIOR YEAR

- ✓ A new budget unit (division), Budget Development and Management, was created to reflect the organizational changes in the department.
- ✓ IT has been incorporated into the Finance Department to more appropriately account for and report on its function and activities

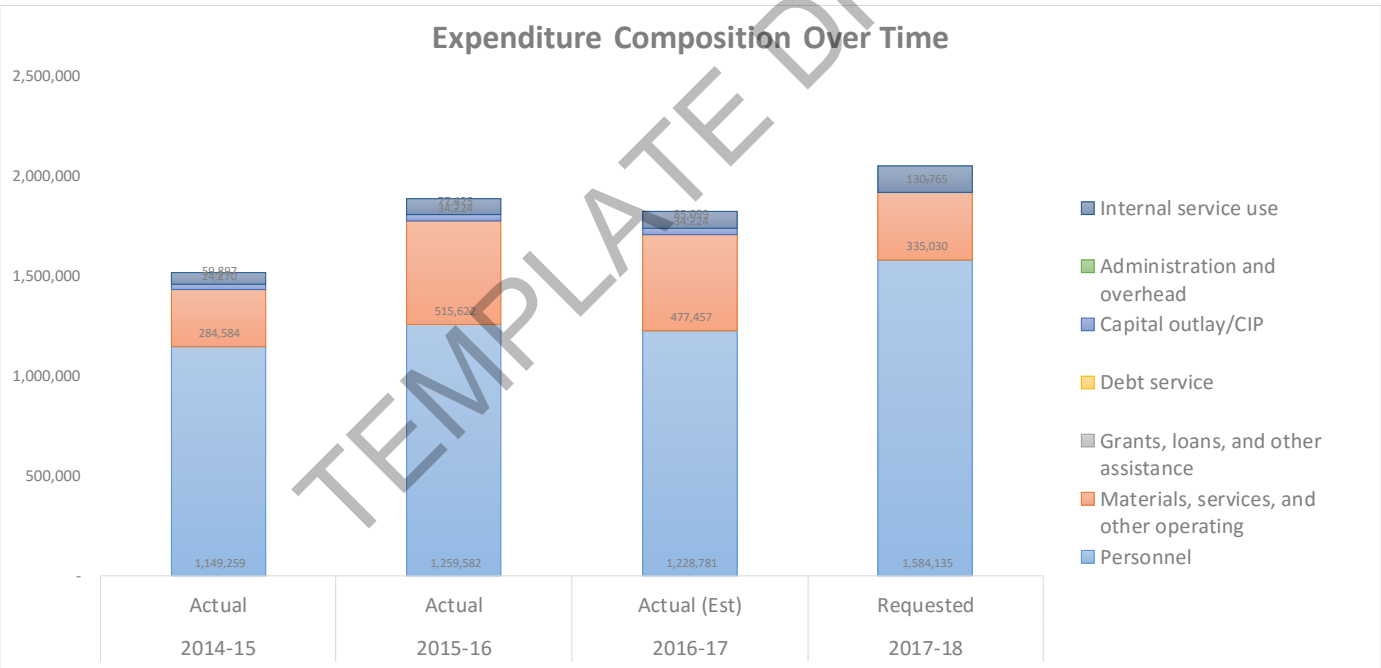

TEMPLATE DRAFT

BUDGET SUMMARY[1]

BUDGET SUMMARY
2017-18

FINANCE	Prior FYs		Current		Budget Year			Projections	
	2014-15	2015-16	2016-17	2016-17	2017-18	2017-18	2017-18	2018-19	2019-20
Programmatic Revenues	Actual	Actual	Budget	Actual (Est)	Requested	Recommended	Adopted	Projected	Projected
Taxes	$ -	$ -	$ -	$ -	$ -	$ -	$ -	$ -	$ -
Franchises	-	-	-	-	-	-	-	-	-
Licenses	-	-	-	-	-	-	-	-	-
Permits	-	-	-	-	-	-	-	-	-
Fines, forfeitures, and penalties	-	-	-	-	-	-	-	-	-
Use of money and property	2,742	18,063	3,250	16,648	3,250	-	-	2,550	2,601
Federal funding	-	-	-	-	-	-	-	-	-
State funding	-	-	-	-	-	-	-	-	-
Other grants, subventions, and contributions	-	-	-	-	-	-	-	-	-
Internal services provided	580,728	2,185,791	2,437,449	2,185,791	2,437,449	-	-	-	-
Charges for service	150,089	133,956	148,451	133,956	148,451	-	-	40,800	41,616
Other revenue	30,662	28,765	28,000	28,765	28,000	-	-	-	-
Total programmatic revenues	764,221	2,366,575	2,617,150	2,365,161	2,617,150	-	-	43,350	44,217
Expenditures and Appropriations									
Direct									
Personnel	1,149,259	1,259,582	1,565,385	1,228,781	1,584,135	-	-	2,040,777	2,081,593
Materials, services, and other operating	284,584	515,622	353,780	477,457	335,030	-	-	1,034,091	1,054,773
Grants, loans, and other assistance	-	-	-	-	-	-	-	-	-
Debt service	-	-	-	-	-	-	-	-	-
Capital outlay/CIP	24,270	34,224	-	34,224	-	-	-	242,760	247,615
Total direct	1,458,113	1,809,428	1,919,165	1,740,462	1,919,165	-	-	3,317,629	3,383,981
Indirect									
Administration and overhead	-	-	-	-	-	-	-	-	-
Internal service use	59,897	77,425	130,765	85,099	130,765	-	-	-	-
Total indirect	59,897	77,425	130,765	85,099	130,765	-	-	-	-
Total expenditures and appropriations	1,518,010	1,886,853	2,049,930	1,825,561	2,049,930	-	-	3,317,629	3,383,981
Net cost	$ (753,789)	$ 479,722	$ 567,220	$ 539,600	$ 567,220	$ -	$ -	$ (3,274,279)	$ (3,339,764)

Direct Fund Activity and Other Sources									
Allocated administrative and overhead costs	$ 626,858	$ 818,335	$ 486,842	$ 486,842	$ 486,842	$ -	$ -	$ -	$ -
Direct fund activity:									
100 GENERAL FUND	122,781	81,356	279,070	452,190	297,820	-	-	925,804	944,320
204 PURCHASING FUND	223,849	247,732	285,422	237,980	266,672	-	-	402,272	410,317
205 BILLING AND COLLECTION FUND	512,659	700,706	998,596	608,628	998,596	-	-	928,497	947,067
209 IT FUND	-	-	-	-	-	-	-	1,061,056	1,082,277
220 EQUIPMENT RESERVE FUND	31,863	38,724	-	38,724	-	-	-	-	-
777 AIRPORT FUND	-	-	-	218	-	-	-	-	-
820 WATER FUND	-	-	-	979	-	-	-	-	-
840 CITY/DIST. SEWER OPERATING FUND	-	-	-	-	-	-	-	-	-
Net sources (uses)	$ 1,518,010	$ 1,886,853	$ 2,049,930	$ 1,825,561	$ 2,049,930	$ -	$ -	$ 3,317,629	$ 3,383,981

TEMPLATE DRAFT

Notes:

[1] The City's IT function (formerly of the Community Services Departmebt) is now budgeted as a component of the Finance Department.

[2] The Department created a new division in 2016-17, Budget Management. Costs associated with budget were formerly found in the Accounting Division.

ACCOUNTING

DESCRIPTION

The Accounting and Reporting Division of the Finance Department is responsible for the professional level accounting, reporting, accounts payable, internal auditing, and payroll,

ACTIVITIES PERFORMED

Fiscal and advisory services:

- ✓ Primary advisor to the City Manager, City Council, and departments on fiscal and financial matters
- ✓ Provide leadership in the development and implementations citywide financial policies

Internal and external operations:

- ✓ Provide comprehensive centralized procurement services to all City functions
- ✓ Provide billing and customer support services to City residents and businesses, including business license administration
- ✓ Perform all general accounting, accounts payable, and payroll processing for the City
- ✓ Annual budget development, analysis and document preparation
- ✓ Financial reporting, including preparation of monthly budget reports to management, quarterly financial reports to the City Council, and the City's Comprehensive Annual Financial Report (CAFR).

APPROPRIATIONS BY COST CATEGORY

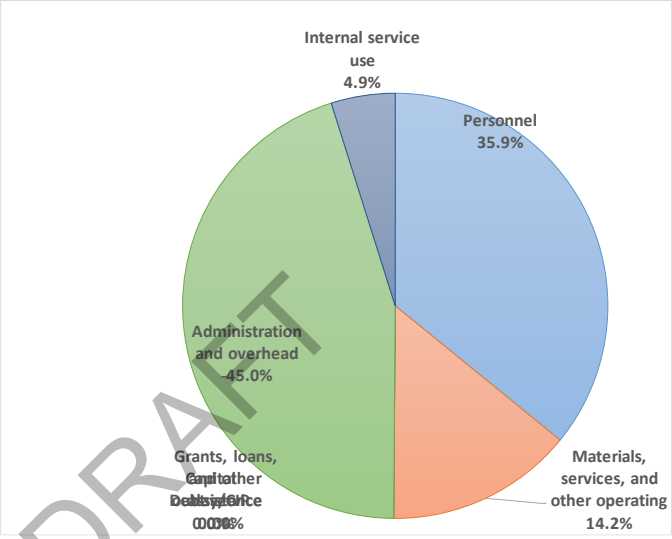

SIGNIFICANT CHANGES FROM PRIOR YEAR

- ✓ A new budget unit (division), Budget Development and Management, was created to reflect the organizational changes in the department.
- ✓ IT has been incorporated into the Finance Department to more appropriately account for and report on its function and activities

TEMPLATE DRAFT

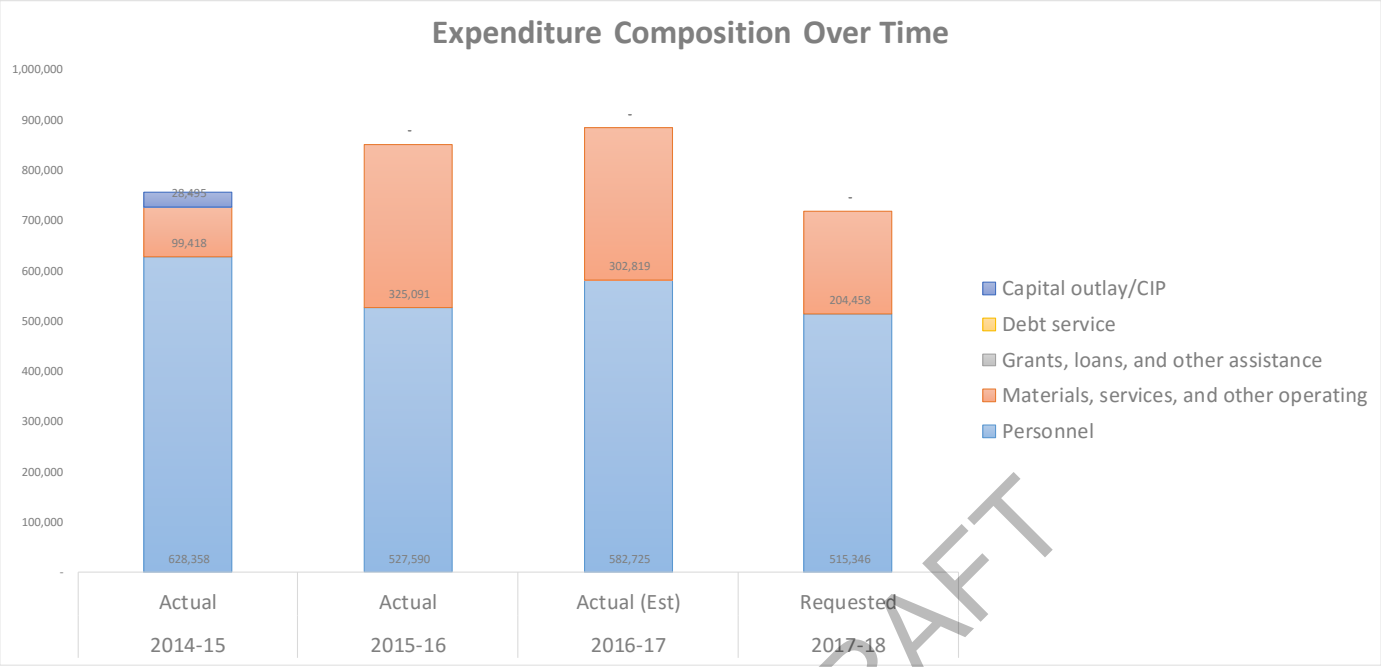

OUTCOMES/ACCOMPLISHMENTS

As part of the 2016-17 fiscal year budget, the Department established goals and objectives. The following list identifies those goals and objectives, as established by the department head, and reports on the associated accomplishments and outcomes.

OUTCOMES AND ACCOMPLISHMENTS
Fiscal Year: 2016-17
Department: FINANCE
Division: ACCOUNTING

	Goal/Objectives	Status	Outcomes/Accomplishments
1	Update business license software and bring back in house.	In progress	On contract talks with vendor. Expected to go live in summer, 2017.
2	Continue implementation of Opengov and work on expanding Opengove reporting to departments and public.	Deferred	Currently evaluating the platform to determine benefit.
3	Complete Wastewater rate study and fee.	Not started	Moved to goals for 2017-18.
4	Cross-train in Payroll and in other esential functions in order to provide needed backup support for the department.	In progress	Currently recruiting new Payroll Officer and will complete training by December, 2017.
5	Complete implementation of automated Public Employees Retirement System reporting.	In progress	Moved to goals for 2017-18.
6	Recruit a new Finance Director and ill other vacant positions in the department.	Completed	We'll see how it goes

TEMPLATE DRAFT

GOALS

In fiscal year 2017-18, the City Council and the management team developed five City-wide goals, which the budget plan would focus on achieving. When preparing their appropriation requests, each department evaluated their role in achieving each of the five City-wide goals and established individual goals toward that effort. The following summarizes the goals of the Finance Director in support of the overall five City-wide goals.

PERFORMANCE GOALS AND OBJECTIVES
Fiscal Year: 2017-18
Department: FINANCE
Division: ACCOUNTING

City-Wide Goals	Description
Goal 1	A plan for public infrastructure
Goal 2	Employ sound planning principles to the City and greater valle
Goal 3	Promote and strengthen economic development
Goal 4	Improve the organizational workplace environment

		Goal/Objectives	Relation to City-Wide Goal	Comments
NEAR-TERM	1	Continue with cross training and team member development	Department-specific	
	2	Complete Wastewater rate study and fee.	Goal 1	
	3	Refine newly developed budget process	Goal 4	
	4	Complete TOT and property tax audits	Goal 3	
	5	Complete audit of cost allocation plan	Goal 4	

		Goal/Objectives	Relation to City-Wide Goal	Comments
INTERMEDIATE-TERM (2-5 YEARS)	1	Develop succession planning strategies for key department personnel	Department-specific	
	2	Complete implementation of automated Public Employees Retirement System reporting.		
	3			
	4			
	5			

		Goal/Objectives	Relation to City-Wide Goal	Comments
LONG-TERM (6+ YEARS)	1	Evaluate aadequacy of Tyler Munis ERP system	Department-specific	
	2			
	3			
	4			
	5			

TEMPLATE DRAFT

BUDGET SUMMARY[1]

BUDGET SUMMARY
2017-18
FINANCE
ACCOUNTING & REPORTING

	Prior FYs		Current		Budget Year			Projections	
Expenditures and Appropriations	**2014-15 Actual**	**2015-16 Actual**	**2016-17 Budget**	**2016-17 Actual (Est)**	**2017-18 Requested**	**2017-18 Recommended**	**2017-18 Adopted**	**2018-19 Projected**	**2019-20 Projected**
Direct									
Personnel	628,358	527,590	578,983	582,725	515,346	-	-	525,650	536,163
Materials, services, and other operating	99,418	325,091	132,245	302,819	204,458	-	-	218,747	223,122
Grants, loans, and other assistance	-	-	-	-	-	-	-	-	-
Debt service	-	-	-	-	-	-	-	-	-
Capital outlay/CIP	28,495	-	-	-	-	-	-	-	-
Total direct	756,271	852,681	711,228	885,544	719,804	-	-	744,397	759,285
Indirect									
Administration and overhead	-	-	-	-	(646,610)	-	-	-	-
Internal service use	22,706	47,010	54,684	54,684	69,904	-	-	-	-
Total indirect	22,706	47,010	54,684	54,684	(576,706)	-	-	-	-
Total expenditures and appropriations	778,977	899,691	765,912	940,228	143,098	-	-	744,397	759,285

Direct Fund Activity and Other Sources									
Allocated administrative and overhead costs	$ 626,858	$ 818,335	$ 486,842	$ 486,842	$ -	$ -	$ -	$ -	$ -
Direct fund activity:									
100 GENERAL FUND	122,781	81,356	279,070	452,190	143,098	-	-	744,397	759,285
220 EQUIPMENT RESERVE FUND	29,338	-	-	-	-	-	-	-	-
777 AIRPORT FUND	-	-	-	218	-	-	-	-	-
820 WATER FUND	-	-	-	979	-	-	-	-	-
840 CITY/DIST. SEWER OPERATING FUND	-	-	-	-	-	-	-	-	-
Net sources (uses)	$ 778,977	$ 899,691	$ 765,912	$ 940,228	$ 143,098	$ -	$ -	$ 744,397	$ 759,285

Notes:

[1] Budget management costs are now included in a new division of Finance, Budget Management.

TEMPLATE DRAFT

CITY ATTORNEY

TEMPLATE DRAFT

CITY TREASURER

TEMPLATE DRAFT

HUMAN RESOURCES/RISK MANAGEMENT

TEMPLATE DRAFT

POLICE

TEMPLATE DRAFT

FIRE

TEMPLATE DRAFT

COMMUNITY SERVICES

TEMPLATE DRAFT

COMMUNITY DEVELOPMENT

TEMPLATE DRAFT

PUBLIC WORKS

TEMPLATE DRAFT

AIRPORT

TEMPLATE DRAFT

ELECTRIC UTILITY

TEMPLATE DRAFT

WATER AND SEWER

TEMPLATE DRAFT

THIS PAGE INTENTIONALLY LEFT BLANK

TEMPLATE DRAFT

ATTACHMENTS

BUDGET RESOLUTION

GANN LIMIT RESOLUTION

TEMPLATE DRAFT

THIS PAGE INTENTIONALLY LEFT BLANK

TEMPLATE DRAFT

BUDGET RESOLUTION

TEMPLATE DRAFT

THIS PAGE INTENTIONALLY LEFT BLANK

TEMPLATE DRAFT

GANN LIMIT RESOLUTION

TEMPLATE DRAFT

GANN LIMIT CALCULATION

TEMPLATE DRAFT

APPENDICES

TRANSFERS SCHEDULE
DEBT SCHEDULE
PERSONNEL SCHEDULES
BUDGET DETAIL: FUND LEVEL
BUDGET DETAIL: BUDGET UNIT LEVEL
GLOSSARY OF TERMS
ACCOUNTING STRUCTURE
BUDGET POLICIES
FINANCIAL MANAGEMENT POLICIES
BUDGET SCHEDULE

TEMPLATE DRAFT

THIS PAGE INTENTIONALLY LEFT BLANK

TEMPLATE DRAFT

TRANSFERS SCHEDULE

Fiscal Year 2016-17
SCHEDULE OF TRANSFERS

Fund Transferring From (Transfers Out)			Fund Transferring To (Transfers In)		
Fund Number	**Fund Name**	**Amount**	**Fund Number**	**Fund Name**	**Amount**
209	Lakeport Housing Program Fund	9,500	110	General Fund	9,500
211	BSCC Law Enforcement Grant	25,000	110	General Fund	25,000
234	Bus Loan Stabliz Prog Fund	5,300	110	General Fund	5,300
414	Storm Drainage Fund	4,200	110	General Fund	4,200
415	Storm Drainage Fund	155,427	130	General Capital Improvements	155,427
501	Water O&M	358,000	130	General Capital Improvements	358,000
601	Sewer Utility M & O Fund	516,714	130	General Capital Improvements	516,714
705	RDA Successor	500,000	130	General Capital Improvements	500,000
110	General Fund	267,545	140	Governmental Debt Service	267,545
203	HUTA Fund	11,731	140	Governmental Debt Service	11,731
211	BSCC Law Enforcement Grant	47,000	140	Governmental Debt Service	47,000
228	CDBG Housing PI	40,000	210	CDBG ED PI	40,000
238	CDBG Housing Grant 2010	45,000	210	CDBG ED PI	45,000
110	General Fund	9,315	410	Lakeshore Storm Damage Rpr	9,315
601	Sewer Utility M & O Fund	3,200,000	604	USDA Sewer Project Fund	3,200,000
501	Water O&M Fund	293,918	504	USDA Water Project Fund	293,918
					-
Total Transfers Out		$ 5,488,650	**Total Transfers In**		$ 5,488,650

TEMPLATE DRAFT

THIS PAGE INTENTIONALLY LEFT BLANK

TEMPLATE DRAFT

DEBT SCHEDULES

The following are the debt obligations for which the City is responsible for or is acting as a fiduciary to service.

Governmental fund activities:

None

Proprietary (enterprise) fund activities:

[DEBT TITLE]
[DEBT DESCRIPTION]

Balance due _____ $

Fiduciary activities:

Future debt service for enterprise (business) activities at July 1, 2017, is as follows:

[SCHEDULE TO BE PROVIDED IN FINAL DOCUMENT]

TEMPLATE DRAFT

Future debt service for fiduciary activities at July 1, 2017, is as follows:

TEMPLATE DRAFT

PERSONNEL SCHEDULES

POSITION SUMMARY

TEMPLATE DRAFT

DEPARTMENT PERSONNEL

[SCHEDULE TO BE PROVIDED IN FINAL DOCUMENT]

(Continued)

TEMPLATE DRAFT

BUDGET DETAIL: FUND LEVEL

TEMPLATE DRAFT

PROJECTION: 20181 2017-18 Budget FOR PERIOD 99

TEMPLATE DRAFT

GENERAL FUND				2016 REVISED BUD	2017 REVISED BUD	2018 DEPT REQ	2018 BUDGET REV	2018 CITY MGR	2018 COUNCIL
00	NON-DEPARTMENTAL								
000	UNDEFINED								
10000000	41110		SEC PROP	-694,200.00	-657,688.00	-677,418.00	-677,418.00	.00	.00
10000000	41111		URDA PASS	-596,455.00	-681,860.00	-702,315.00	-702,315.00	.00	.00
10000000	41120		UNSEC PROP	-42,000.00	-44,939.00	-46,287.00	-46,287.00	.00	.00
10000000	41130		SUPP PROP	-8,500.00	-9,446.00	-9,729.00	-9,729.00	.00	.00
10000000	41210		BB SALES	-4,059,081.00	-5,205,300.00	-5,796,000.00	-5,796,000.00	.00	.00
10000000	41220		TRIPLE	-1,044,012.00	.00	.00	.00	.00	.00
10000000	41230		172 SALES	-59,631.00	-55,194.00	-50,000.00	-50,000.00	.00	.00
10000000	41240		MEAS P	.00	.00	-2,958,600.00	-2,958,600.00	.00	.00
10000000	41250		MEAS Y	.00	.00	-2,958,600.00	-2,958,600.00	.00	.00
10000000	41310		REFUS FRAN	-507,003.00	-490,766.00	-500,581.00	-500,581.00	.00	.00
10000000	41320		CABLE FRAN	-86,300.00	-90,086.00	-92,000.00	-92,000.00	.00	.00
10000000	41330		PGE FRAN	-46,000.00	-46,460.00	-50,000.00	-50,000.00	.00	.00
10000000	41340		CITY FRAN	-861,057.00	-950,300.00	-937,723.00	-937,723.00	.00	.00
10000000	41410		PROP TRANS	-30,000.00	-39,060.00	-45,000.00	-45,000.00	.00	.00
10000000	41420		8 TOT	-842,096.00	-985,639.00	-1,034,921.00	-1,034,921.00	.00	.00
10000000	41430		2 TOT	-210,525.00	-246,409.00	-258,729.00	-258,729.00	.00	.00
10000000	41440		BUS LIC	-354,972.00	-361,244.00	-365,000.00	-365,000.00	.00	.00
10000000	41450		TOBAC RET	-800.00	-100.00	-250.00	-250.00	.00	.00
10000000	43110		MOTOR VEH	.00	-6,500.00	-6,500.00	-6,500.00	.00	.00
10000000	43120		PROP VLF	-1,277,963.00	-1,332,099.00	-1,354,955.00	-1,354,955.00	.00	.00
10000000	43130		HO RELIEF	-12,500.00	-12,256.00	-12,000.00	-12,000.00	.00	.00
10000000	43135		SB90	.00	-1,000.00	.00	.00	.00	.00
10000000	44275		C2 GARBAGE	.00	.00	.00	.00	.00	.00
10000000	44810		SALE MATLS	.00	-500.00	-500.00	-500.00	.00	.00
10000000	44820		SALE PROP	.00	.00	.00	.00	.00	.00
10000000	44830		REIMB JOBS	-70,000.00	-70,000.00	.00	.00	.00	.00
10000000	44830	10027	REIMB JOBS	.00	.00	.00	.00	.00	.00
10000000	44830	12009	REIMB JOBS	.00	.00	.00	.00	.00	.00
10000000	44830	WTSWM	REIMB JOBS	.00	.00	.00	.00	.00	.00
10000000	44835		REIMBMENTS	.00	.00	.00	.00	.00	.00
10000000	44840		MH RC ADMN	.00	.00	.00	.00	.00	.00
10000000	44840	MHRNT	MH RC ADMN	.00	.00	.00	.00	.00	.00
10000000	45110		COURT FINE	-55,496.00	-55,496.00	-50,000.00	-50,000.00	.00	.00
10000000	45120		RESTITUTE	-1,200.00	-1,200.00	-2,500.00	-2,500.00	.00	.00
10000000	46110		INT INVEST	-88,001.00	-90,000.00	-100,000.00	-100,000.00	.00	.00
10000000	46115		MISC INT	.00	.00	.00	.00	.00	.00
10000000	46116		MISC INC	.00	.00	.00	.00	.00	.00

PROJECTION: 20181 2017-18 Budget FOR PERIOD 99

GENERAL FUND		2016 REVISED BUD	2017 REVISED BUD	2018 DEPT REQ	2018 BUDGET REV	2018 CITY MGR	2018 COUNCIL
10000000 46210	LAND RENTL	.00	-100.00	.00	.00	.00	.00
10000000 46310	FHOS LEASE	-42,000.00	-42,000.00	.00	.00	.00	.00
10000000 46610	CCHMB RENT	-2,800.00	-2,500.00	.00	.00	.00	.00
10000000 46620	CELLT RENT	-29,502.00	-29,500.00	-35,000.00	-35,000.00	.00	.00
10000000 48110	MISC RCPTS	-4,400.00	-10,000.00	-7,500.00	-7,500.00	.00	.00
10000000 48110 RINK	MISC RCPTS	.00	.00	.00	.00	.00	.00
10000000 48140	CREDIT BUR	.00	.00	.00	.00	.00	.00
10000000 48150	CASH O/S	.00	.00	.00	.00	.00	.00
10000000 48160	UNALL CHKS	.00	.00	.00	.00	.00	.00
10000000 93000	USE FBR	.00	.00	.00	.00	.00	.00
TOTAL UNDEFINED		-11,026,494.00	-11,517,642.00	-18,052,108.00	-18,052,108.00	.00	.00
12	CITY MANAGER'S OFFICE						
122	CITY-WIDE ADMIN SERVICES						
10012200 54500	EQUIPRENT	.00	.00	23,400.00	23,400.00	.00	.00
TOTAL CITY-WIDE ADMIN SERVIC		.00	.00	23,400.00	23,400.00	.00	.00
124	MISC GENERAL GOVT ACTIVITIES						
10012400 52301	PTAX ADMIN	20,000.00	20,000.00	.00	.00	.00	.00
TOTAL MISC GENERAL GOVT ACTI		20,000.00	20,000.00	.00	.00	.00	.00
126	ECONOMIC DEVELOPMENT						
10012600 44830	REIMB JOBS	.00	.00	.00	.00	.00	.00
10012600 46116	MISC INC	.00	.00	.00	.00	.00	.00
TOTAL ECONOMIC DEVELOPMENT		.00	.00	.00	.00	.00	.00
13	FINANCE						
132	BUDGET MANAGEMENT						
10013200 44215	FINSER	.00	.00	-6,000.00	-6,000.00	.00	.00

TEMPLATE DRAFT

PROJECTION: 20181 2017-18 Budget FOR PERIOD 99

GENERAL FUND			2016 REVISED BUD	2017 REVISED BUD	2018 DEPT REQ	2018 BUDGET REV	2018 CITY MGR	2018 COUNCIL
TOTAL BUDGET MANAGEMENT			.00	.00	-6,000.00	-6,000.00	.00	.00
134 ACCOUNTING								
10013400	44215	FINSER	.00	.00	-30,000.00	-30,000.00	.00	.00
10013400	44830	REIMB JOBS	.00	.00	.00	.00	.00	.00
TOTAL ACCOUNTING			.00	.00	-30,000.00	-30,000.00	.00	.00
16 HUMAN RESOURCES & RISK MGMT								
161 HUMAN RESOURCES								
10016100	54168	REMIF T&S	.00	.00	.00	.00	.00	.00
10016100	59999	HR DUMMY	.00	.00	.00	.00	.00	.00
TOTAL HUMAN RESOURCES			.00	.00	.00	.00	.00	.00
17 ECONOMIC SUCCESSOR HOUSING GRA								
171 ECONOMIC DEVELOPMENT (OLD)								
10017100	44830	REIMB JOBS	.00	.00	.00	.00	.00	.00
10017100	46116	MISC INC	-25,000.00	-15,000.00	.00	.00	.00	.00
10017110	44830	REIMB JOBS	.00	.00	.00	.00	.00	.00
TOTAL ECONOMIC DEVELOPMENT (			-25,000.00	-15,000.00	.00	.00	.00	.00
172 SUCCESSOR AGENCY								
10017200	44830	REIMB JOBS	.00	.00	.00	.00	.00	.00
10017200	44830 4117	REIMB JOBS	.00	.00	.00	.00	.00	.00
10017200	44841	SA ADMIN	-150,000.00	.00	-250,000.00	-250,000.00	.00	.00
TOTAL SUCCESSOR AGENCY			-150,000.00	.00	-250,000.00	-250,000.00	.00	.00
20 POLICE								
000 UNDEFINED								
10020000	42110	BIKE LIC	-50.00	-50.00	.00	.00	.00	.00

TEMPLATE DRAFT

PROJECTION: 20181 2017-18 Budget FOR PERIOD 99

GENERAL FUND		2016 REVISED BUD	2017 REVISED BUD	2018 DEPT REQ	2018 BUDGET REV	2018 CITY MGR	2018 COUNCIL
10020000 42120	TAXI PERM	-300.00	-50.00	.00	.00	.00	.00
10020000 43150	POST REIM	-45,594.00	-45,000.00	.00	.00	.00	.00
10020000 44410	ERESPD RMB	-1,500.00	-5,000.00	-5,000.00	-5,000.00	.00	.00
10020000 44420	FINGER FEE	-2,000.00	-2,000.00	-1,500.00	-1,500.00	.00	.00
10020000 44431	SALE PRPTS	-150.00	-150.00	.00	.00	.00	.00
10020000 44432	SALE EVID	-1,000.00	-1,000.00	.00	.00	.00	.00
10020000 44433	SALE PD EQ	.00	.00	.00	.00	.00	.00
10020000 44440	B-ALC REIM	.00	.00	.00	.00	.00	.00
10020000 44450	VEHIMP FEE	-7,000.00	-7,000.00	-6,000.00	-6,000.00	.00	.00
10020000 44460	MISC PD	-150,000.00	-150,000.00	-125,000.00	-125,000.00	.00	.00
10020000 44470	SRO	-90,000.00	-90,000.00	-180,000.00	-180,000.00	.00	.00
10020000 44480	AVA	-10,000.00	.00	.00	.00	.00	.00
TOTAL UNDEFINED		-307,594.00	-300,250.00	-317,500.00	-317,500.00	.00	.00
202	POLICE OPERATIONS						
10020210 54500	EQUIPRENT	.00	.00	7,900.00	7,900.00	.00	.00
10020220 44480	AVA	.00	.00	-30,000.00	-30,000.00	.00	.00
TOTAL POLICE OPERATIONS		.00	.00	-22,100.00	-22,100.00	.00	.00
21	FIRE						
000	UNDEFINED						
10021000 44521	SALE FRPTS	.00	.00	.00	.00	.00	.00
10021000 44522	SALE FD EQ	.00	.00	.00	.00	.00	.00
10021000 44530	MISC FIRE	.00	.00	.00	.00	.00	.00
10021000 44540	FIRPRV FEE	-7,000.00	-3,500.00	-2,400.00	-2,400.00	.00	.00
10021000 44550	FTRAIN RMB	.00	.00	.00	.00	.00	.00
10021000 44560	OES RMB	.00	-7,000.00	-10,000.00	-10,000.00	.00	.00
10021000 44570	AMBU FEE	-50,000.00	-10,000.00	.00	.00	.00	.00
10021000 46310	FHOS LEASE	.00	.00	-42,000.00	-42,000.00	.00	.00
TOTAL UNDEFINED		-57,000.00	-20,500.00	-54,400.00	-54,400.00	.00	.00
212	CITY FIRE						
10021210 52112	MS OVERST	.00	.00	1,000.00	1,000.00	.00	.00

TEMPLATE DRAFT

PROJECTION: 20181 2017-18 Budget FOR PERIOD 99

GENERAL FUND		2016 REVISED BUD	2017 REVISED BUD	2018 DEPT REQ	2018 BUDGET REV	2018 CITY MGR	2018 COUNCIL
10021210 52302	AMB FEES	.00	.00	.00	.00	.00	.00
10021210 56100	VEH EQ M&R	.00	.00	.00	.00	.00	.00
10021210 90210	GAIN ASSET	.00	.00	-310,000.00	-310,000.00	.00	.00
TOTAL CITY FIRE		.00	.00	-309,000.00	-309,000.00	.00	.00
22	COMMUNITY SERVICES						
221	PARKS						
10022100 46000	INTFND SVS	.00	.00	-16,872.00	-16,872.00	.00	.00
10022100 46320	OBSRV RENT	-13,800.00	-13,800.00	-13,800.00	-13,800.00	.00	.00
10022100 46330	STNLY RENT	.00	.00	.00	.00	.00	.00
10022100 46331	NRTON RENT	.00	.00	.00	.00	.00	.00
10022100 46340	DEPOT RENT	-9,000.00	-7,000.00	-7,000.00	-7,000.00	.00	.00
10022100 46350	PLAZA RENT	-7,500.00	-5,500.00	-6,000.00	-6,000.00	.00	.00
10022100 46360	PARKS RENT	-4,500.00	-4,000.00	-5,000.00	-5,000.00	.00	.00
10022100 46370	TODD RENT	.00	.00	.00	.00	.00	.00
10022100 59300	REFUNDS	.00	.00	.00	.00	.00	.00
TOTAL PARKS		-34,800.00	-30,300.00	-48,672.00	-48,672.00	.00	.00
223	AQUATICS						
10022300 44910	SWIMPOOL	-70,000.00	-70,000.00	70,000.00	70,000.00	.00	.00
TOTAL AQUATICS		-70,000.00	-70,000.00	70,000.00	70,000.00	.00	.00
227	MUSEUM						
10022700 44850	MUSGRNT RM	.00	.00	.00	.00	.00	.00
10022700 46510	ATT/DONATE	.00	.00	.00	.00	.00	.00
10022700 46520	SH GUILD	.00	.00	.00	.00	.00	.00
10022700 46530	MUSE RENT	.00	.00	.00	.00	.00	.00
10022700 47110	CNT/DONATE	.00	.00	.00	.00	.00	.00
TOTAL MUSEUM		.00	.00	.00	.00	.00	.00
228	RECREATION						
10022800 44915	RECPRG INC	.00	.00	-1,000.00	-1,000.00	.00	.00

TEMPLATE DRAFT

PROJECTION: 20181 2017-18 Budget FOR PERIOD 99

GENERAL FUND			2016 REVISED BUD	2017 REVISED BUD	2018 DEPT REQ	2018 BUDGET REV	2018 CITY MGR	2018 COUNCIL
10022800 44916		SALE BR-AD	.00	.00	.00	.00	.00	.00
10022800 46410		REC RENT	.00	.00	.00	.00	.00	.00
10022821 44915		RECPRG INC	-18,000.00	-17,000.00	-18,000.00	-18,000.00	.00	.00
10022822 44915		RECPRG INC	-140,000.00	-145,000.00	-150,000.00	-150,000.00	.00	.00
10022823 44915		RECPRG INC	.00	.00	.00	.00	.00	.00
10022824 44915		RECPRG INC	-3,000.00	-3,000.00	-3,000.00	-3,000.00	.00	.00
10022831 44915		RECPRG INC	-95,000.00	-3,000.00	-100,000.00	-100,000.00	.00	.00
10022832 44915		RECPRG INC	-18,000.00	-18,000.00	-16,000.00	-16,000.00	.00	.00
10022840 44915		RECPRG INC	-111,500.00	-115,000.00	-100,000.00	-100,000.00	.00	.00
10022850 44915		RECPRG INC	-110,000.00	-100,000.00	-94,000.00	-94,000.00	.00	.00
10022850 44916		SALE BR-AD	-30,000.00	-30,000.00	-30,000.00	-30,000.00	.00	.00
10022850 46410		REC RENT	.00	.00	.00	.00	.00	.00
10022860 46440		SPEVNT RMB	-30,000.00	-35,000.00	-35,000.00	-35,000.00	.00	.00
TOTAL RECREATION			-555,500.00	-466,000.00	-547,000.00	-547,000.00	.00	.00
23	COMMUNITY DEVELOPMENT							
231	COMMUNITY PLANNING							
10023100 52107		SERV EIR	12,726.00	.00	.00	.00	.00	.00
10023100 52108		SER-GPU	87,274.00	.00	.00	.00	.00	.00
10023110 42315		OUTDOOR	.00	.00	.00	.00	.00	.00
10023110 42320		USE PERM	-35,000.00	-10,000.00	-10,000.00	-10,000.00	.00	.00
10023110 42320	09-31	USE PERM	.00	.00	.00	.00	.00	.00
10023110 42320	10-20	USE PERM	.00	.00	.00	.00	.00	.00
10023110 42320	10-22	USE PERM	.00	.00	.00	.00	.00	.00
10023110 42320	11-04	USE PERM	.00	.00	.00	.00	.00	.00
10023110 42320	11-09	USE PERM	.00	.00	.00	.00	.00	.00
10023110 42320	11-10	USE PERM	.00	.00	.00	.00	.00	.00
10023110 42320	11-11	USE PERM	.00	.00	.00	.00	.00	.00
10023110 42320	11-12	USE PERM	.00	.00	.00	.00	.00	.00
10023110 42320	12-07	USE PERM	.00	.00	.00	.00	.00	.00
10023110 42320	12-10	USE PERM	.00	.00	.00	.00	.00	.00
10023110 42320	12-11	USE PERM	.00	.00	.00	.00	.00	.00
10023110 42320	12-13	USE PERM	.00	.00	.00	.00	.00	.00
10023110 42320	12-20	USE PERM	.00	.00	.00	.00	.00	.00
10023110 42320	12-21	USE PERM	.00	.00	.00	.00	.00	.00
10023110 42320	PLANM	USE PERM	.00	.00	.00	.00	.00	.00
10023110 44151		SUBD FEES	.00	.00	.00	.00	.00	.00
10023110 44153		STAFF REV	-650.00	-2,600.00	-1,000.00	-1,000.00	.00	.00
10023122 44152		GENPL AMND	.00	.00	.00	.00	.00	.00

TEMPLATE DRAFT

PROJECTION: 20181 2017-18 Budget FOR PERIOD 99

GENERAL FUND		2016 REVISED BUD	2017 REVISED BUD	2018 DEPT REQ	2018 BUDGET REV	2018 CITY MGR	2018 COUNCIL
10023122 44153	STAFF REV	.00	.00	.00	.00	.00	.00
10023123 42330	EIR	-100,000.00	.00	.00	.00	.00	.00
10023123 42330 11-01	EIR	.00	.00	.00	.00	.00	.00
TOTAL COMMUNITY PLANNING		-35,650.00	-12,600.00	-11,000.00	-11,000.00	.00	.00
233 BUILDING INSPECTION							
10023300 42210	BLDG PERM	-100,000.00	-120,000.00	-175,000.00	-175,000.00	.00	.00
10023300 42211	TRAIN SURC	.00	.00	-6,000.00	-6,000.00	.00	.00
10023300 42212	TECH SURC	.00	.00	-4,500.00	-4,500.00	.00	.00
10023300 42213	TMP OCCUP	.00	.00	-2,000.00	-2,000.00	.00	.00
10023300 42220	ELEC PERM	-12,000.00	-18,200.00	-13,000.00	-13,000.00	.00	.00
10023300 42230	PLUMB PERM	-7,000.00	-16,300.00	-9,000.00	-9,000.00	.00	.00
10023300 42240	MECH PERM	-6,000.00	-11,400.00	-10,000.00	-10,000.00	.00	.00
10023300 42250	REDTAG FIN	-6,000.00	-3,000.00	-3,000.00	-3,000.00	.00	.00
10023300 42260	PERM REIN	-8,000.00	-7,100.00	-6,000.00	-6,000.00	.00	.00
10023300 42310	SIGN PERM	-1,300.00	-700.00	-600.00	-600.00	.00	.00
10023300 44170	PLCHK FEE	-84,046.00	-80,000.00	-69,500.00	-69,500.00	.00	.00
10023320 44215	FINSER	.00	.00	-66,048.75	-66,048.75	.00	.00
TOTAL BUILDING INSPECTION		-224,346.00	-256,700.00	-364,648.75	-364,648.75	.00	.00
24 PUBLIC WORKS							
242 ENGINEERING/STREETS							
10024200 42401	TRAN PERMT	-1,000.00	-1,000.00	.00	.00	.00	.00
10024200 42402	ENCR LMTD	-9,000.00	-10,000.00	-10,000.00	-10,000.00	.00	.00
10024200 42403	ENCR EXT	-500.00	-100.00	.00	.00	.00	.00
10024200 42404	ENCR CLOSE	-480.00	-1,100.00	-2,500.00	-2,500.00	.00	.00
10024200 42405	GRADE PRMT	-200.00	-300.00	.00	.00	.00	.00
10024200 43140	TALM MAINT	.00	.00	.00	.00	.00	.00
10024200 44125	IMPPLN REV	-7,500.00	-4,000.00	-1,500.00	-1,500.00	.00	.00
10024200 44127	COFC REV	.00	.00	.00	.00	.00	.00
10024200 44128	BOUND LINE	-100.00	-100.00	.00	.00	.00	.00
10024200 44129	PARCEL MAP	.00	.00	.00	.00	.00	.00
10024200 44130	IMPR AGREE	.00	.00	.00	.00	.00	.00
10024200 44131	EASE REV	-200.00	-100.00	.00	.00	.00	.00
10024200 44132	PLANS4BID	-50.00	-50.00	.00	.00	.00	.00
10024200 44133	SPECS	-500.00	-250.00	.00	.00	.00	.00

TEMPLATE DRAFT

PROJECTION: 20181 2017-18 Budget FOR PERIOD 99

GENERAL FUND	2016 REVISED BUD	2017 REVISED BUD	2018 DEPT REQ	2018 BUDGET REV	2018 CITY MGR	2018 COUNCIL
10024200 44134 COPYOFPLAN	.00	.00	.00	.00	.00	.00
10024210 52302 AMB FEES	.00	.00	.00	.00	.00	.00
10024220 90100 13001 LOAN PROCE	.00	.00	-4,000,000.00	-4,000,000.00	.00	.00
10024220 90320 13001 INT FINAN	.00	.00	-1,500,000.00	-1,500,000.00	.00	.00
TOTAL ENGINEERING/STREETS	-19,530.00	-17,000.00	-5,514,000.00	-5,514,000.00	.00	.00
TOTAL UNDEFINED CHAR	-12,485,914.00	-12,685,992.00	-25,433,028.75	-25,433,028.75	.00	.00

TEMPLATE DRAFT

PROJECTION: 20181 2017-18 Budget FOR PERIOD 99

GENERAL FUND				2016 REVISED BUD	2017 REVISED BUD	2018 DEPT REQ	2018 BUDGET REV	2018 CITY MGR	2018 COUNCIL
51	PERSONNEL								
10	CITY COUNCIL								
100	CITY COUNCIL								
10010000	51110		REG SAL	26,460.00	29,400.00	29,400.00	29,400.00	.00	.00
10010000	51120		N-REG SAL	.00	.00	6,000.00	6,000.00	.00	.00
10010000	51210		PERS	2,960.00	3,822.00	1,476.00	1,476.00	.00	.00
10010000	51211		PERS LIAB	.00	.00	2,230.40	2,230.40	.00	.00
10010000	51220		INSUR	23,727.00	25,860.00	35,472.00	35,472.00	.00	.00
10010000	51230		W-COMP	2,125.00	2,684.00	3,572.00	3,572.00	.00	.00
10010000	51240		MEDICARE	730.00	805.00	942.00	942.00	.00	.00
10010000	51260		FICA	2,457.00	2,700.00	2,745.00	2,745.00	.00	.00
TOTAL CITY COUNCIL				58,459.00	65,271.00	81,837.40	81,837.40	.00	.00
11	CITY CLERK (OLD)								
111	CITY CLERK (OLD)								
10011100	51110		REG SAL	51,148.00	114,423.00	.00	.00	.00	.00
10011100	51110	17990	REG SAL	.00	.00	.00	.00	.00	.00
10011100	51110	UVFD	REG SAL	.00	.00	.00	.00	.00	.00
10011100	51110	UVSDL	REG SAL	.00	.00	.00	.00	.00	.00
10011100	51120		N-REG SAL	.00	.00	.00	.00	.00	.00
10011100	51130		OT SAL	2,500.00	.00	.00	.00	.00	.00
10011100	51150		ACC SALB	.00	.00	.00	.00	.00	.00
10011100	51210		PERS	15,413.00	36,328.00	.00	.00	.00	.00
10011100	51210	17990	PERS	.00	.00	.00	.00	.00	.00
10011100	51210	UVFD	PERS	.00	.00	.00	.00	.00	.00
10011100	51210	UVSDL	PERS	.00	.00	.00	.00	.00	.00
10011100	51211		PERS LIAB	.00	.00	.00	.00	.00	.00
10011100	51220		INSUR	11,555.00	23,733.00	.00	.00	.00	.00
10011100	51220	UVFD	INSUR	.00	.00	.00	.00	.00	.00
10011100	51220	UVSDL	INSUR	.00	.00	.00	.00	.00	.00
10011100	51230		W-COMP	2,653.00	6,701.00	.00	.00	.00	.00
10011100	51230	17990	W-COMP	.00	.00	.00	.00	.00	.00

TEMPLATE DRAFT

PROJECTION: 20181 2017-18 Budget FOR PERIOD 99

TEMPLATE DRAFT

GENERAL FUND				2016 REVISED BUD	2017 REVISED BUD	2018 DEPT REQ	2018 BUDGET REV	2018 CITY MGR	2018 COUNCIL
10011100	51230	UVFD	W-COMP	.00	.00	.00	.00	.00	.00
10011100	51230	UVSDL	W-COMP	.00	.00	.00	.00	.00	.00
10011100	51240		MEDICARE	910.00	2,004.00	.00	.00	.00	.00
10011100	51240	17990	MEDICARE	.00	.00	.00	.00	.00	.00
10011100	51240	UVFD	MEDICARE	.00	.00	.00	.00	.00	.00
10011100	51240	UVSDL	MEDICARE	.00	.00	.00	.00	.00	.00
10011100	51250		UNEMPLY	627.00	1,382.00	.00	.00	.00	.00
10011100	51250	17990	UNEMPLY	.00	.00	.00	.00	.00	.00
10011100	51250	UVFD	UNEMPLY	.00	.00	.00	.00	.00	.00
10011100	51250	UVSDL	UNEMPLY	.00	.00	.00	.00	.00	.00
10011100	51260		FICA	.00	.00	.00	.00	.00	.00
TOTAL CITY CLERK (OLD)				84,806.00	184,571.00	.00	.00	.00	.00
12	CITY MANAGER'S OFFICE								
121	CITY MANAGER								
10012100	51110		REG SAL	232,806.00	289,645.00	298,418.00	298,418.00	.00	.00
10012100	51110	15999	REG SAL	.00	.00	.00	.00	.00	.00
10012100	51110	17990	REG SAL	.00	.00	.00	.00	.00	.00
10012100	51110	ARRC	REG SAL	.00	.00	.00	.00	.00	.00
10012100	51110	MHRNT	REG SAL	.00	.00	.00	.00	.00	.00
10012100	51120		N-REG SAL	.00	.00	.00	.00	.00	.00
10012100	51130		OT SAL	.00	.00	.00	.00	.00	.00
10012100	51130	MHRNT	OT SAL	.00	.00	.00	.00	.00	.00
10012100	51150		ACC SALB	.00	.00	.00	.00	.00	.00
10012100	51210		PERS	70,797.00	86,522.00	36,605.00	36,605.00	.00	.00
10012100	51210	15999	PERS	.00	.00	.00	.00	.00	.00
10012100	51210	17990	PERS	.00	.00	.00	.00	.00	.00
10012100	51210	ARRC	PERS	.00	.00	.00	.00	.00	.00
10012100	51210	MHRNT	PERS	.00	.00	.00	.00	.00	.00
10012100	51211		PERS LIAB	.00	.00	45,099.02	45,099.02	.00	.00
10012100	51220		INSUR	28,020.00	21,001.00	31,485.00	31,485.00	.00	.00
10012100	51220	15999	INSUR	.00	.00	.00	.00	.00	.00
10012100	51220	17990	INSUR	.00	.00	.00	.00	.00	.00
10012100	51220	ARRC	INSUR	.00	.00	.00	.00	.00	.00
10012100	51220	MHRNT	INSUR	.00	.00	.00	.00	.00	.00
10012100	51230		W-COMP	11,066.00	15,119.00	18,203.00	18,203.00	.00	.00
10012100	51230	15999	W-COMP	.00	.00	.00	.00	.00	.00
10012100	51230	17990	W-COMP	.00	.00	.00	.00	.00	.00
10012100	51230	ARRC	W-COMP	.00	.00	.00	.00	.00	.00

PROJECTION: 20181 2017-18 Budget FOR PERIOD 99

GENERAL FUND				2016 REVISED BUD	2017 REVISED BUD	2018 DEPT REQ	2018 BUDGET REV	2018 CITY MGR	2018 COUNCIL
10012100	51230	MHRNT	W-COMP	.00	.00	.00	.00	.00	.00
10012100	51240		MEDICARE	3,782.00	4,505.00	4,783.00	4,783.00	.00	.00
10012100	51240	15999	MEDICARE	.00	.00	.00	.00	.00	.00
10012100	51240	17990	MEDICARE	.00	.00	.00	.00	.00	.00
10012100	51240	MHRNT	MEDICARE	.00	.00	.00	.00	.00	.00
10012100	51250		UNEMPLY	2,616.00	3,118.00	3,310.00	3,310.00	.00	.00
10012100	51250	15999	UNEMPLY	.00	.00	.00	.00	.00	.00
10012100	51250	17990	UNEMPLY	.00	.00	.00	.00	.00	.00
10012100	51250	ARRC	UNEMPLY	.00	.00	.00	.00	.00	.00
10012100	51250	MHRNT	UNEMPLY	.00	.00	.00	.00	.00	.00
10012100	51260		FICA	.00	.00	.00	.00	.00	.00
10012100	51290		CELL PHONE	787.00	1,068.00	1,068.00	1,068.00	.00	.00
TOTAL CITY MANAGER				349,874.00	420,978.00	438,971.02	438,971.02	.00	.00
122 CITY-WIDE ADMIN SERVICES									
10012200	51110		REG SAL	13,870.00	19,738.00	15,885.00	15,885.00	.00	.00
10012200	51110	17990	REG SAL	.00	.00	.00	.00	.00	.00
10012200	51120		N-REG SAL	7,482.00	7,200.00	7,482.00	7,482.00	.00	.00
10012200	51130		OT SAL	.00	.00	.00	.00	.00	.00
10012200	51130	17990	OT SAL	.00	.00	.00	.00	.00	.00
10012200	51150		ACC SALB	.00	.00	.00	.00	.00	.00
10012200	51210		PERS	3,876.00	4,674.00	2,617.00	2,617.00	.00	.00
10012200	51210	17990	PERS	.00	.00	.00	.00	.00	.00
10012200	51211		PERS LIAB	.00	.00	2,062.66	2,062.66	.00	.00
10012200	51220		INSUR	4,937.00	1,724.00	5,632.00	5,632.00	.00	.00
10012200	51220	17990	INSUR	.00	.00	.00	.00	.00	.00
10012200	51230		W-COMP	1,111.00	1,387.00	1,591.00	1,591.00	.00	.00
10012200	51230	17990	W-COMP	.00	.00	.00	.00	.00	.00
10012200	51240		MEDICARE	372.00	412.00	413.00	413.00	.00	.00
10012200	51240	17990	MEDICARE	.00	.00	.00	.00	.00	.00
10012200	51250		UNEMPLY	259.00	284.00	288.00	288.00	.00	.00
10012200	51250	17990	UNEMPLY	.00	.00	.00	.00	.00	.00
10012200	51260		FICA	446.00	446.00	446.00	446.00	.00	.00
10012200	51290		CELL STPND	98.00	.00	98.00	98.00	.00	.00
TOTAL CITY-WIDE ADMIN SERVIC				32,451.00	35,865.00	36,514.66	36,514.66	.00	.00
125 CITY CLERK									
10012500	51110		REG SAL	.00	.00	127,327.00	127,327.00	.00	.00

TEMPLATE DRAFT

PROJECTION: 20181 2017-18 Budget FOR PERIOD 99

GENERAL FUND				2016 REVISED BUD	2017 REVISED BUD	2018 DEPT REQ	2018 BUDGET REV	2018 CITY MGR	2018 COUNCIL
10012500	51110	17990	REG SAL	.00	.00	.00	.00	.00	.00
10012500	51110	UVFD	REG SAL	.00	.00	.00	.00	.00	.00
10012500	51110	UVSDL	REG SAL	.00	.00	.00	.00	.00	.00
10012500	51120		N-REG SAL	.00	.00	.00	.00	.00	.00
10012500	51130		OT SAL	.00	.00	.00	.00	.00	.00
10012500	51150		ACC SALB	.00	.00	.00	.00	.00	.00
10012500	51210		PERS	.00	.00	15,622.00	15,622.00	.00	.00
10012500	51210	17990	PERS	.00	.00	.00	.00	.00	.00
10012500	51210	UVFD	PERS	.00	.00	.00	.00	.00	.00
10012500	51210	UVSDL	PERS	.00	.00	.00	.00	.00	.00
10012500	51211		PERS LIAB	.00	.00	23,606.53	23,606.53	.00	.00
10012500	51220		INSUR	.00	.00	24,453.00	24,453.00	.00	.00
10012500	51220	UVFD	INSUR	.00	.00	.00	.00	.00	.00
10012500	51220	UVSDL	INSUR	.00	.00	.00	.00	.00	.00
10012500	51230		W-COMP	.00	.00	8,349.00	8,349.00	.00	.00
10012500	51230	17990	W-COMP	.00	.00	.00	.00	.00	.00
10012500	51230	UVFD	W-COMP	.00	.00	.00	.00	.00	.00
10012500	51230	UVSDL	W-COMP	.00	.00	.00	.00	.00	.00
10012500	51240		MEDICARE	.00	.00	2,202.00	2,202.00	.00	.00
10012500	51240	17990	MEDICARE	.00	.00	.00	.00	.00	.00
10012500	51240	UVFD	MEDICARE	.00	.00	.00	.00	.00	.00
10012500	51240	UVSDL	MEDICARE	.00	.00	.00	.00	.00	.00
10012500	51250		UNEMPLY	.00	.00	1,518.00	1,518.00	.00	.00
10012500	51250	17990	UNEMPLY	.00	.00	.00	.00	.00	.00
10012500	51250	UVFD	UNEMPLY	.00	.00	.00	.00	.00	.00
10012500	51250	UVSDL	UNEMPLY	.00	.00	.00	.00	.00	.00
10012500	51260		FICA	.00	.00	.00	.00	.00	.00
TOTAL CITY CLERK				.00	.00	203,077.53	203,077.53	.00	.00
126	ECONOMIC DEVELOPMENT								
10012600	51110		REG SAL	.00	.00	105,987.00	105,987.00	.00	.00
10012600	51110	ARRC	REG SAL	.00	.00	.00	.00	.00	.00
10012600	51120		N-REG SAL	.00	.00	.00	.00	.00	.00
10012600	51130		OT SAL	.00	.00	.00	.00	.00	.00
10012600	51150		ACC SALB	.00	.00	.00	.00	.00	.00
10012600	51210		PERS	.00	.00	13,736.00	13,736.00	.00	.00
10012600	51210	ARRC	PERS	.00	.00	.00	.00	.00	.00
10012600	51211		PERS LIAB	.00	.00	26,337.10	26,337.10	.00	.00
10012600	51220		INSUR	.00	.00	9,540.00	9,540.00	.00	.00
10012600	51220	ARRC	INSUR	.00	.00	.00	.00	.00	.00
10012600	51230		W-COMP	.00	.00	6,353.00	6,353.00	.00	.00

TEMPLATE DRAFT

PROJECTION: 20181 2017-18 Budget FOR PERIOD 99

GENERAL FUND				2016 REVISED BUD	2017 REVISED BUD	2018 DEPT REQ	2018 BUDGET REV	2018 CITY MGR	2018 COUNCIL
10012600	51230	ARRC	W-COMP	.00	.00	.00	.00	.00	.00
10012600	51240		MEDICARE	.00	.00	1,676.00	1,676.00	.00	.00
10012600	51240	ARRC	MEDICARE	.00	.00	.00	.00	.00	.00
10012600	51250		UNEMPLY	.00	.00	1,153.00	1,153.00	.00	.00
10012600	51250	ARRC	UNEMPLY	.00	.00	.00	.00	.00	.00
10012600	51260		FICA	.00	.00	.00	.00	.00	.00
10012600	51290		CELL PHONE	.00	.00	7.00	7.00	.00	.00
TOTAL ECONOMIC DEVELOPMENT				.00	.00	164,789.10	164,789.10	.00	.00
13	FINANCE								
132	BUDGET MANAGEMENT								
10013200	51110		REG SAL	.00	.00	104,796.00	104,796.00	.00	.00
10013200	51210		PERS	.00	.00	12,590.00	12,590.00	.00	.00
10013200	51211		PERS LIAB	.00	.00	19,024.85	19,024.85	.00	.00
10013200	51220		INSUR	.00	.00	20,048.00	20,048.00	.00	.00
10013200	51230		W-COMP	.00	.00	6,870.00	6,870.00	.00	.00
10013200	51240		MEDICARE	.00	.00	1,806.00	1,806.00	.00	.00
10013200	51250		UNEMPLY	.00	.00	1,245.00	1,245.00	.00	.00
10013200	51290		CELL STPND	.00	.00	141.00	141.00	.00	.00
TOTAL BUDGET MANAGEMENT				.00	.00	166,520.85	166,520.85	.00	.00
134	ACCOUNTING								
10013400	51110		REG SAL	340,324.00	358,817.00	315,038.00	315,038.00	.00	.00
10013400	51110	UVFD	REG SAL	.00	.00	.00	.00	.00	.00
10013400	51110	UVFDS	REG SAL	.00	.00	.00	.00	.00	.00
10013400	51110	UVSDL	REG SAL	.00	.00	.00	.00	.00	.00
10013400	51120		N-REG SAL	.00	.00	.00	.00	.00	.00
10013400	51120	UVSDL	N-REG SAL	.00	.00	.00	.00	.00	.00
10013400	51130		OT SAL	.00	.00	.00	.00	.00	.00
10013400	51150		ACC SALB	.00	.00	.00	.00	.00	.00
10013400	51210		PERS	99,599.00	116,697.00	39,697.00	39,697.00	.00	.00
10013400	51210	UVFD	PERS	.00	.00	.00	.00	.00	.00
10013400	51210	UVFDS	PERS	.00	.00	.00	.00	.00	.00
10013400	51210	UVSDL	PERS	.00	.00	.00	.00	.00	.00
10013400	51211		PERS LIAB	.00	.00	65,622.89	65,622.89	.00	.00
10013400	51220		INSUR	61,194.00	71,350.00	64,642.00	64,642.00	.00	.00

TEMPLATE DRAFT

PROJECTION: 20181 2017-18 Budget FOR PERIOD 99

GENERAL FUND				2016 REVISED BUD	2017 REVISED BUD	2018 DEPT REQ	2018 BUDGET REV	2018 CITY MGR	2018 COUNCIL
10013400	51220	UVFD	INSUR	.00	.00	.00	.00	.00	.00
10013400	51220	UVFDS	INSUR	.00	.00	.00	.00	.00	.00
10013400	51220	UVSDL	INSUR	.00	.00	.00	.00	.00	.00
10013400	51230		W-COMP	16,863.00	21,243.00	20,894.00	20,894.00	.00	.00
10013400	51230	UVFD	W-COMP	.00	.00	.00	.00	.00	.00
10013400	51230	UVFDS	W-COMP	.00	.00	.00	.00	.00	.00
10013400	51230	UVSDL	W-COMP	.00	.00	.00	.00	.00	.00
10013400	51240		MEDICARE	5,774.00	6,346.00	5,509.00	5,509.00	.00	.00
10013400	51240	UVFD	MEDICARE	.00	.00	.00	.00	.00	.00
10013400	51240	UVFDS	MEDICARE	.00	.00	.00	.00	.00	.00
10013400	51240	UVSDL	MEDICARE	.00	.00	.00	.00	.00	.00
10013400	51250		UNEMPLY	3,987.00	4,376.00	3,802.00	3,802.00	.00	.00
10013400	51250	UVFD	UNEMPLY	.00	.00	.00	.00	.00	.00
10013400	51250	UVFDS	UNEMPLY	.00	.00	.00	.00	.00	.00
10013400	51250	UVSDL	UNEMPLY	.00	.00	.00	.00	.00	.00
10013400	51260		FICA	.00	.00	.00	.00	.00	.00
10013400	51260	UVSDL	FICA	.00	.00	.00	.00	.00	.00
10013400	51290		CELL PHONE	536.00	154.00	141.00	141.00	.00	.00
TOTAL ACCOUNTING				528,277.00	578,983.00	515,345.89	515,345.89	.00	.00
15	CITY TREASURER								
151	CITY TREASURER								
10015100	51110		REG SAL	3,600.00	3,600.00	3,600.00	3,600.00	.00	.00
10015100	51120		N-REG SAL	.00	.00	.00	.00	.00	.00
10015100	51211		PERS LIAB	.00	.00	.00	.00	.00	.00
10015100	51220		INSUR	1,228.00	1,326.00	1,347.00	1,347.00	.00	.00
10015100	51230		W-COMP	205.00	239.00	272.00	272.00	.00	.00
10015100	51240		MEDICARE	70.00	72.00	72.00	72.00	.00	.00
10015100	51260		FICA	300.00	306.00	307.00	307.00	.00	.00
TOTAL CITY TREASURER				5,403.00	5,543.00	5,598.00	5,598.00	.00	.00
16	HUMAN RESOURCES & RISK MGMT								
161	HUMAN RESOURCES								
10016100	51110		REG SAL	252,293.00	265,429.00	239,938.00	239,938.00	.00	.00

TEMPLATE DRAFT

PROJECTION: 20181 2017-18 Budget FOR PERIOD 99

TEMPLATE DRAFT

GENERAL FUND			2016 REVISED BUD	2017 REVISED BUD	2018 DEPT REQ	2018 BUDGET REV	2018 CITY MGR	2018 COUNCIL
10016100 51120		N-REG SAL	.00	.00	.00	.00	.00	.00
10016100 51130		OT SAL	.00	.00	.00	.00	.00	.00
10016100 51150		ACC SALB	.00	.00	.00	.00	.00	.00
10016100 51210		PERS	73,813.00	83,728.00	28,792.00	28,792.00	.00	.00
10016100 51211		PERS LIAB	.00	.00	43,507.82	43,507.82	.00	.00
10016100 51220		INSUR	24,975.00	33,938.00	39,998.00	39,998.00	.00	.00
10016100 51230		W-COMP	11,555.00	14,578.00	15,465.00	15,465.00	.00	.00
10016100 51240		MEDICARE	3,940.00	4,339.00	4,058.00	4,058.00	.00	.00
10016100 51250		UNEMPLY	2,727.00	3,001.00	2,807.00	2,807.00	.00	.00
10016100 51260		FICA	.00	.00	.00	.00	.00	.00
10016100 51290		CELL PHONE	1,290.00	1,274.00	1,290.00	1,290.00	.00	.00
TOTAL HUMAN RESOURCES			370,593.00	406,287.00	375,855.82	375,855.82	.00	.00
17	ECONOMIC SUCCESSOR HOUSING GRA							
171	ECONOMIC DEVELOPMENT (OLD)							
10017100 51110		REG SAL	176,997.00	104,214.00	.00	.00	.00	.00
10017100 51110	ARRC	REG SAL	.00	.00	.00	.00	.00	.00
10017100 51120		N-REG SAL	.00	.00	.00	.00	.00	.00
10017100 51130		OT SAL	.00	.00	.00	.00	.00	.00
10017100 51150		ACC SALB	.00	.00	.00	.00	.00	.00
10017100 51210		PERS	52,365.00	30,133.00	.00	.00	.00	.00
10017100 51210	ARRC	PERS	.00	.00	.00	.00	.00	.00
10017100 51211		PERS LIAB	.00	.00	.00	.00	.00	.00
10017100 51220		INSUR	16,982.00	1,101.00	.00	.00	.00	.00
10017100 51220	ARRC	INSUR	.00	.00	.00	.00	.00	.00
10017100 51230		W-COMP	8,187.00	5,108.00	.00	.00	.00	.00
10017100 51230	ARRC	W-COMP	.00	.00	.00	.00	.00	.00
10017100 51240		MEDICARE	2,804.00	1,528.00	.00	.00	.00	.00
10017100 51240	ARRC	MEDICARE	.00	.00	.00	.00	.00	.00
10017100 51250		UNEMPLY	1,936.00	1,053.00	.00	.00	.00	.00
10017100 51250	ARRC	UNEMPLY	.00	.00	.00	.00	.00	.00
10017100 51260		FICA	.00	.00	.00	.00	.00	.00
10017100 51290		CELL PHONE	229.00	7.00	.00	.00	.00	.00
10017110 51110		REG SAL	.00	.00	.00	.00	.00	.00
10017110 51120		N-REG SAL	.00	.00	.00	.00	.00	.00
10017110 51130		OT SAL	.00	.00	.00	.00	.00	.00
10017110 51210		PERS	.00	.00	.00	.00	.00	.00
10017110 51220		INSUR	.00	.00	.00	.00	.00	.00
10017110 51230		W-COMP	.00	.00	.00	.00	.00	.00

PROJECTION: 20181 2017-18 Budget FOR PERIOD 99

GENERAL FUND			2016 REVISED BUD	2017 REVISED BUD	2018 DEPT REQ	2018 BUDGET REV	2018 CITY MGR	2018 COUNCIL
10017110 51240		MEDICARE	.00	.00	.00	.00	.00	.00
10017110 51250		UNEMPLY	.00	.00	.00	.00	.00	.00
10017110 51260		FICA	.00	.00	.00	.00	.00	.00
10017110 51290		CELL PHONE	.00	.00	.00	.00	.00	.00
TOTAL ECONOMIC DEVELOPMENT (172 SUCCESSOR AGENCY			259,500.00	143,144.00	.00	.00	.00	.00
10017200 51110		REG SAL	.00	.00	.00	.00	.00	.00
10017200 51110	1017	REG SAL	.00	.00	.00	.00	.00	.00
10017200 51110	4117	REG SAL	.00	.00	.00	.00	.00	.00
10017200 51110	5117	REG SAL	.00	.00	.00	.00	.00	.00
10017200 51110	6117	REG SAL	.00	.00	.00	.00	.00	.00
10017200 51110	7117	REG SAL	.00	.00	.00	.00	.00	.00
10017200 51110	8117	REG SAL	.00	.00	.00	.00	.00	.00
10017200 51110	9117	REG SAL	.00	.00	.00	.00	.00	.00
10017200 51120	4117	N-REG SAL	.00	.00	.00	.00	.00	.00
10017200 51120	5117	N-REG SAL	.00	.00	.00	.00	.00	.00
10017200 51120	6117	N-REG SAL	.00	.00	.00	.00	.00	.00
10017200 51120	7117	N-REG SAL	.00	.00	.00	.00	.00	.00
10017200 51120	8117	N-REG SAL	.00	.00	.00	.00	.00	.00
10017200 51130		OT SAL	.00	.00	.00	.00	.00	.00
10017200 51130	4117	OT SAL	.00	.00	.00	.00	.00	.00
10017200 51130	5117	OT SAL	.00	.00	.00	.00	.00	.00
10017200 51130	6117	OT SAL	.00	.00	.00	.00	.00	.00
10017200 51130	7117	OT SAL	.00	.00	.00	.00	.00	.00
10017200 51130	8117	OT SAL	.00	.00	.00	.00	.00	.00
10017200 51210		PERS	.00	.00	.00	.00	.00	.00
10017200 51210	1017	PERS	.00	.00	.00	.00	.00	.00
10017200 51210	4117	PERS	.00	.00	.00	.00	.00	.00
10017200 51210	5117	PERS	.00	.00	.00	.00	.00	.00
10017200 51210	6117	PERS	.00	.00	.00	.00	.00	.00
10017200 51210	7117	PERS	.00	.00	.00	.00	.00	.00
10017200 51210	8117	PERS	.00	.00	.00	.00	.00	.00
10017200 51210	9117	PERS	.00	.00	.00	.00	.00	.00
10017200 51220		INSUR	.00	.00	.00	.00	.00	.00
10017200 51220	1017	INSUR	.00	.00	.00	.00	.00	.00
10017200 51220	4117	INSUR	.00	.00	.00	.00	.00	.00
10017200 51220	5117	INSUR	.00	.00	.00	.00	.00	.00
10017200 51220	6117	INSUR	.00	.00	.00	.00	.00	.00
10017200 51220	7117	INSUR	.00	.00	.00	.00	.00	.00
10017200 51220	8117	INSUR	.00	.00	.00	.00	.00	.00

TEMPLATE DRAFT

PROJECTION: 20181 2017-18 Budget FOR PERIOD 99

GENERAL FUND				2016 REVISED BUD	2017 REVISED BUD	2018 DEPT REQ	2018 BUDGET REV	2018 CITY MGR	2018 COUNCIL
10017200	51220	9117	INSUR	.00	.00	.00	.00	.00	.00
10017200	51230		W-COMP	.00	.00	.00	.00	.00	.00
10017200	51230	1017	W-COMP	.00	.00	.00	.00	.00	.00
10017200	51230	4117	W-COMP	.00	.00	.00	.00	.00	.00
10017200	51230	5117	W-COMP	.00	.00	.00	.00	.00	.00
10017200	51230	6117	W-COMP	.00	.00	.00	.00	.00	.00
10017200	51230	7117	W-COMP	.00	.00	.00	.00	.00	.00
10017200	51230	8117	W-COMP	.00	.00	.00	.00	.00	.00
10017200	51230	9117	W-COMP	.00	.00	.00	.00	.00	.00
10017200	51240		MEDICARE	.00	.00	.00	.00	.00	.00
10017200	51240	1017	MEDICARE	.00	.00	.00	.00	.00	.00
10017200	51240	4117	MEDICARE	.00	.00	.00	.00	.00	.00
10017200	51240	5117	MEDICARE	.00	.00	.00	.00	.00	.00
10017200	51240	6117	MEDICARE	.00	.00	.00	.00	.00	.00
10017200	51240	7117	MEDICARE	.00	.00	.00	.00	.00	.00
10017200	51240	8117	MEDICARE	.00	.00	.00	.00	.00	.00
10017200	51240	9117	MEDICARE	.00	.00	.00	.00	.00	.00
10017200	51250		UNEMPLY	.00	.00	.00	.00	.00	.00
10017200	51250	1017	UNEMPLY	.00	.00	.00	.00	.00	.00
10017200	51250	4117	UNEMPLY	.00	.00	.00	.00	.00	.00
10017200	51250	5117	UNEMPLY	.00	.00	.00	.00	.00	.00
10017200	51250	6117	UNEMPLY	.00	.00	.00	.00	.00	.00
10017200	51250	7117	UNEMPLY	.00	.00	.00	.00	.00	.00
10017200	51250	8117	UNEMPLY	.00	.00	.00	.00	.00	.00
10017200	51250	9117	UNEMPLY	.00	.00	.00	.00	.00	.00
10017200	51260		FICA	.00	.00	.00	.00	.00	.00
10017200	51260	4117	FICA	.00	.00	.00	.00	.00	.00
10017200	51260	5117	FICA	.00	.00	.00	.00	.00	.00
10017200	51260	6117	FICA	.00	.00	.00	.00	.00	.00
10017200	51260	7117	FICA	.00	.00	.00	.00	.00	.00
10017200	51260	8117	FICA	.00	.00	.00	.00	.00	.00
10017200	51290		CELL PHONE	.00	.00	.00	.00	.00	.00
10017200	51290	4117	CELL PHONE	.00	.00	.00	.00	.00	.00
10017200	51290	5117	CELL PHONE	.00	.00	.00	.00	.00	.00
10017200	51290	6117	CELL STPND	.00	.00	.00	.00	.00	.00
10017200	51290	7117	CELL STPND	.00	.00	.00	.00	.00	.00
10017200	51290	8117	CELL STPND	.00	.00	.00	.00	.00	.00
TOTAL SUCCESSOR AGENCY				.00	.00	.00	.00	.00	.00
20	POLICE								
202	POLICE OPERATIONS								
10020210	51110		REG SAL	.00	.00	2,986,328.00	2,986,328.00	.00	.00

TEMPLATE DRAFT

PROJECTION: 20181 2017-18 Budget FOR PERIOD 99

GENERAL FUND		2016 REVISED BUD	2017 REVISED BUD	2018 DEPT REQ	2018 BUDGET REV	2018 CITY MGR	2018 COUNCIL
10020210 51120	N-REG SAL	.00	.00	.00	.00	.00	.00
10020210 51130	OT SAL	.00	.00	200,000.00	200,000.00	.00	.00
10020210 51140	S-BY SAL	.00	.00	.00	.00	.00	.00
10020210 51150	ACC SALB	.00	.00	.00	.00	.00	.00
10020210 51210	PERS	.00	.00	567,960.00	567,960.00	.00	.00
10020210 51211	PERS LIAB	.00	.00	641,939.00	641,939.00	.00	.00
10020210 51220	INSUR	.00	.00	515,828.00	515,828.00	.00	.00
10020210 51230	W-COMP	.00	.00	195,119.00	195,119.00	.00	.00
10020210 51240	MEDICARE	.00	.00	51,276.00	51,276.00	.00	.00
10020210 51250	UNEMPLY	.00	.00	35,485.00	35,485.00	.00	.00
10020210 51260	FICA	.00	.00	.00	.00	.00	.00
10020210 51270	UNI ALLOW	.00	.00	33,000.00	33,000.00	.00	.00
10020210 51290	CELL STPND	.00	.00	12,179.00	12,179.00	.00	.00
10020214 51110	REG SAL	.00	.00	.00	.00	.00	.00
10020214 51120	N-REG SAL	.00	.00	.00	.00	.00	.00
10020214 51150	ACC SALB	.00	.00	.00	.00	.00	.00
10020214 51210	PERS	.00	.00	.00	.00	.00	.00
10020214 51230	W-COMP	.00	.00	.00	.00	.00	.00
10020214 51240	MEDICARE	.00	.00	.00	.00	.00	.00
10020214 51250	UNEMPLY	.00	.00	.00	.00	.00	.00
10020214 51260	FICA	.00	.00	.00	.00	.00	.00
10020216 51110	REG SAL	.00	.00	.00	.00	.00	.00
10020216 51130	OT SAL	.00	.00	.00	.00	.00	.00
10020216 51140	S-BY SAL	.00	.00	.00	.00	.00	.00
10020216 51150	ACC SALB	.00	.00	.00	.00	.00	.00
10020216 51210	PERS	.00	.00	.00	.00	.00	.00
10020216 51220	INSUR	.00	.00	.00	.00	.00	.00
10020216 51230	W-COMP	.00	.00	.00	.00	.00	.00
10020216 51240	MEDICARE	.00	.00	.00	.00	.00	.00
10020216 51250	UNEMPLY	.00	.00	.00	.00	.00	.00
10020216 51270	UNI ALLOW	.00	.00	.00	.00	.00	.00
10020216 51290	CELL STPND	.00	.00	.00	.00	.00	.00
10020217 51150	ACC SALB	.00	.00	.00	.00	.00	.00
10020218 51110	REG SAL	.00	.00	244,010.00	244,010.00	.00	.00
10020218 51120	N-REG SAL	.00	.00	42,105.00	42,105.00	.00	.00
10020218 51130	OT SAL	.00	.00	12,000.00	12,000.00	.00	.00
10020218 51150	ACC SALB	.00	.00	.00	.00	.00	.00
10020218 51210	PERS	.00	.00	30,595.00	30,595.00	.00	.00
10020218 51211	PERS LIAB	.00	.00	47,374.75	47,374.75	.00	.00
10020218 51220	INSUR	.00	.00	78,882.00	78,882.00	.00	.00
10020218 51230	W-COMP	.00	.00	20,289.00	20,289.00	.00	.00
10020218 51240	MEDICARE	.00	.00	5,339.00	5,339.00	.00	.00
10020218 51250	UNEMPLY	.00	.00	3,693.00	3,693.00	.00	.00
10020218 51260	FICA	.00	.00	.00	.00	.00	.00

TEMPLATE DRAFT

PROJECTION: 20181 2017-18 Budget FOR PERIOD 99

GENERAL FUND		2016 REVISED BUD	2017 REVISED BUD	2018 DEPT REQ	2018 BUDGET REV	2018 CITY MGR	2018 COUNCIL
10020218 51270	UNI ALLOW	.00	.00	3,000.00	3,000.00	.00	.00
10020218 51290	CELL STPND	.00	.00	840.00	840.00	.00	.00
10020224 51110	REG SAL	.00	.00	85,593.00	85,593.00	.00	.00
10020224 51130	OT SAL	.00	.00	20,000.00	20,000.00	.00	.00
10020224 51150	ACC SALB	.00	.00	.00	.00	.00	.00
10020224 51210	PERS	.00	.00	18,333.00	18,333.00	.00	.00
10020224 51220	INSUR	.00	.00	18,651.00	18,651.00	.00	.00
10020224 51230	W-COMP	.00	.00	5,789.00	5,789.00	.00	.00
10020224 51240	MEDICARE	.00	.00	1,526.00	1,526.00	.00	.00
10020224 51250	UNEMPLY	.00	.00	1,053.00	1,053.00	.00	.00
10020224 51270	UNI ALLOW	.00	.00	1,000.00	1,000.00	.00	.00
TOTAL POLICE OPERATIONS		.00	.00	5,879,186.75	5,879,186.75	.00	.00
21	FIRE						
212	CITY FIRE						
10021210 51110	REG SAL	.00	.00	1,566,613.00	1,566,613.00	.00	.00
10021210 51120	N-REG SAL	.00	.00	26,000.00	26,000.00	.00	.00
10021210 51130	OT SAL	.00	.00	209,000.00	209,000.00	.00	.00
10021210 51150	ACC SALB	.00	.00	.00	.00	.00	.00
10021210 51210	PERS	.00	.00	335,797.00	335,797.00	.00	.00
10021210 51211	PERS LIAB	.00	.00	398,691.00	398,691.00	.00	.00
10021210 51220	INSUR	.00	.00	228,212.00	228,212.00	.00	.00
10021210 51230	W-COMP	.00	.00	123,843.00	123,843.00	.00	.00
10021210 51240	MEDICARE	.00	.00	25,522.00	25,522.00	.00	.00
10021210 51250	UNEMPLY	.00	.00	39,315.00	39,315.00	.00	.00
10021210 51260	FICA	.00	.00	1,612.00	1,612.00	.00	.00
10021210 51270	UNI ALLOW	.00	.00	17,400.00	17,400.00	.00	.00
10021210 51290	CELL STPND	.00	.00	4,702.00	4,702.00	.00	.00
TOTAL CITY FIRE		.00	.00	2,976,707.00	2,976,707.00	.00	.00
22	COMMUNITY SERVICES						
221	PARKS						
10022100 51110	REG SAL	392,231.00	433,409.00	445,118.00	445,118.00	.00	.00
10022100 51110 13013	REG SAL	.00	.00	.00	.00	.00	.00

TEMPLATE DRAFT

PROJECTION: 20181 2017-18 Budget FOR PERIOD 99

GENERAL FUND			2016 REVISED BUD	2017 REVISED BUD	2018 DEPT REQ	2018 BUDGET REV	2018 CITY MGR	2018 COUNCIL
10022100	51110	13034 REG SAL	.00	.00	.00	.00	.00	.00
10022100	51110	13035 REG SAL	.00	.00	.00	.00	.00	.00
10022100	51110	15007 REG SAL	.00	.00	.00	.00	.00	.00
10022100	51110	15097 REG SAL	.00	.00	.00	.00	.00	.00
10022100	51110	15098 REG SAL	.00	.00	.00	.00	.00	.00
10022100	51110	17990 REG SAL	.00	.00	.00	.00	.00	.00
10022100	51120	N-REG SAL	50,965.00	32,160.00	32,245.00	32,245.00	.00	.00
10022100	51120	13034 N-REG SAL	.00	.00	.00	.00	.00	.00
10022100	51120	13035 N-REG SAL	.00	.00	.00	.00	.00	.00
10022100	51120	15007 N-REG SAL	.00	.00	.00	.00	.00	.00
10022100	51120	15097 N-REG SAL	.00	.00	.00	.00	.00	.00
10022100	51120	15098 N-REG SAL	.00	.00	.00	.00	.00	.00
10022100	51120	17990 N-REG SAL	.00	.00	.00	.00	.00	.00
10022100	51130	OT SAL	15,000.00	20,000.00	20,000.00	20,000.00	.00	.00
10022100	51130	15097 OT SAL	.00	.00	.00	.00	.00	.00
10022100	51130	15098 OT SAL	.00	.00	.00	.00	.00	.00
10022100	51130	15999 OT SAL	.00	.00	.00	.00	.00	.00
10022100	51130	17990 OT SAL	.00	.00	.00	.00	.00	.00
10022100	51150	ACC SALB	.00	.00	.00	.00	.00	.00
10022100	51210	PERS	117,002.00	139,605.00	55,227.00	55,227.00	.00	.00
10022100	51210	13013 PERS	.00	.00	.00	.00	.00	.00
10022100	51210	13034 PERS	.00	.00	.00	.00	.00	.00
10022100	51210	13035 PERS	.00	.00	.00	.00	.00	.00
10022100	51210	15007 PERS	.00	.00	.00	.00	.00	.00
10022100	51210	15097 PERS	.00	.00	.00	.00	.00	.00
10022100	51210	15098 PERS	.00	.00	.00	.00	.00	.00
10022100	51210	17990 PERS	.00	.00	.00	.00	.00	.00
10022100	51211	PERS LIAB	.00	.00	83,694.23	83,694.23	.00	.00
10022100	51220	INSUR	98,381.00	102,985.00	112,428.00	112,428.00	.00	.00
10022100	51220	13013 INSUR	.00	.00	.00	.00	.00	.00
10022100	51220	13034 INSUR	.00	.00	.00	.00	.00	.00
10022100	51220	13035 INSUR	.00	.00	.00	.00	.00	.00
10022100	51220	15007 INSUR	.00	.00	.00	.00	.00	.00
10022100	51220	15097 INSUR	.00	.00	.00	.00	.00	.00
10022100	51220	15098 INSUR	.00	.00	.00	.00	.00	.00
10022100	51220	15999 INSUR	.00	.00	.00	.00	.00	.00
10022100	51220	17990 INSUR	.00	.00	.00	.00	.00	.00
10022100	51230	W-COMP	20,790.00	27,525.00	32,628.00	32,628.00	.00	.00
10022100	51230	13013 W-COMP	.00	.00	.00	.00	.00	.00
10022100	51230	13034 W-COMP	.00	.00	.00	.00	.00	.00
10022100	51230	13035 W-COMP	.00	.00	.00	.00	.00	.00
10022100	51230	15007 W-COMP	.00	.00	.00	.00	.00	.00
10022100	51230	15097 W-COMP	.00	.00	.00	.00	.00	.00
10022100	51230	15098 W-COMP	.00	.00	.00	.00	.00	.00

TEMPLATE DRAFT

PROJECTION: 20181 2017-18 Budget FOR PERIOD 99

GENERAL FUND				2016 REVISED BUD	2017 REVISED BUD	2018 DEPT REQ	2018 BUDGET REV	2018 CITY MGR	2018 COUNCIL
10022100	51230	15999	W-COMP	.00	.00	.00	.00	.00	.00
10022100	51230	17990	W-COMP	.00	.00	.00	.00	.00	.00
10022100	51240		MEDICARE	7,085.00	8,192.00	8,550.00	8,550.00	.00	.00
10022100	51240	13013	MEDICARE	.00	.00	.00	.00	.00	.00
10022100	51240	13034	MEDICARE	.00	.00	.00	.00	.00	.00
10022100	51240	13035	MEDICARE	.00	.00	.00	.00	.00	.00
10022100	51240	15007	MEDICARE	.00	.00	.00	.00	.00	.00
10022100	51240	15097	MEDICARE	.00	.00	.00	.00	.00	.00
10022100	51240	15098	MEDICARE	.00	.00	.00	.00	.00	.00
10022100	51240	15999	MEDICARE	.00	.00	.00	.00	.00	.00
10022100	51240	17990	MEDICARE	.00	.00	.00	.00	.00	.00
10022100	51250		UNEMPLY	4,916.00	5,672.00	5,929.00	5,929.00	.00	.00
10022100	51250	13013	UNEMPLY	.00	.00	.00	.00	.00	.00
10022100	51250	13034	UNEMPLY	.00	.00	.00	.00	.00	.00
10022100	51250	13035	UNEMPLY	.00	.00	.00	.00	.00	.00
10022100	51250	15007	UNEMPLY	.00	.00	.00	.00	.00	.00
10022100	51250	15097	UNEMPLY	.00	.00	.00	.00	.00	.00
10022100	51250	15098	UNEMPLY	.00	.00	.00	.00	.00	.00
10022100	51250	15999	UNEMPLY	.00	.00	.00	.00	.00	.00
10022100	51250	17990	UNEMPLY	.00	.00	.00	.00	.00	.00
10022100	51260		FICA	3,156.00	1,995.00	1,995.00	1,995.00	.00	.00
10022100	51260	15097	FICA	.00	.00	.00	.00	.00	.00
10022100	51260	15098	FICA	.00	.00	.00	.00	.00	.00
10022100	51260	17990	FICA	.00	.00	.00	.00	.00	.00
10022100	51290		CELL PHONE	2,937.00	2,706.00	3,563.00	3,563.00	.00	.00
TOTAL PARKS				712,463.00	774,249.00	801,377.23	801,377.23	.00	.00
223	AQUATICS								
10022300	51110		REG SAL	23,629.00	20,041.00	21,006.00	21,006.00	.00	.00
10022300	51120		N-REG SAL	69,100.00	66,925.00	69,775.00	69,775.00	.00	.00
10022300	51130		OT SAL	.00	.00	.00	.00	.00	.00
10022300	51150		ACC SALB	.00	.00	.00	.00	.00	.00
10022300	51210		PERS	7,119.00	6,266.00	2,539.00	2,539.00	.00	.00
10022300	51211		PERS LIAB	.00	.00	3,836.70	3,836.70	.00	.00
10022300	51220		INSUR	355.00	4,776.00	4,776.00	4,776.00	.00	.00
10022300	51230		W-COMP	3,881.00	4,446.00	5,257.00	5,257.00	.00	.00
10022300	51240		MEDICARE	1,327.00	1,324.00	1,379.00	1,379.00	.00	.00
10022300	51250		UNEMPLY	907.00	910.00	949.00	949.00	.00	.00
10022300	51260		FICA	4,285.00	4,150.00	4,327.00	4,327.00	.00	.00
10022300	51290		CELL PHONE	101.00	101.00	175.00	175.00	.00	.00
TOTAL AQUATICS				110,704.00	108,939.00	114,019.70	114,019.70	.00	.00
225	BUILDING & GROUNDS MAINTENANCE								
10022500	51110		REG SAL	.00	.00	.00	.00	.00	.00

TEMPLATE DRAFT

PROJECTION: 20181 2017-18 Budget FOR PERIOD 99

GENERAL FUND			2016 REVISED BUD	2017 REVISED BUD	2018 DEPT REQ	2018 BUDGET REV	2018 CITY MGR	2018 COUNCIL
10022500 51120		N-REG SAL	.00	.00	.00	.00	.00	.00
10022500 51130		OT SAL	.00	.00	.00	.00	.00	.00
10022500 51150		ACC SALB	.00	.00	.00	.00	.00	.00
10022500 51210		PERS	.00	.00	.00	.00	.00	.00
10022500 51220		INSUR	.00	.00	.00	.00	.00	.00
10022500 51230		W-COMP	.00	.00	.00	.00	.00	.00
10022500 51240		MEDICARE	.00	.00	.00	.00	.00	.00
10022500 51250		UNEMPLY	.00	.00	.00	.00	.00	.00
10022500 51260		FICA	.00	.00	.00	.00	.00	.00
10022500 51290		CELL PHONE	.00	.00	.00	.00	.00	.00
TOTAL BUILDING & GROUNDS MAI			.00	.00	.00	.00	.00	.00
227	MUSEUM							
10022700 51110		REG SAL	.00	.00	.00	.00	.00	.00
10022700 51120		N-REG SAL	.00	.00	.00	.00	.00	.00
10022700 51130		OT SAL	.00	.00	.00	.00	.00	.00
10022700 51150		ACC SALB	.00	.00	.00	.00	.00	.00
10022700 51210		PERS	.00	.00	.00	.00	.00	.00
10022700 51220		INSUR	.00	.00	.00	.00	.00	.00
10022700 51230		W-COMP	.00	.00	.00	.00	.00	.00
10022700 51240		MEDICARE	.00	.00	.00	.00	.00	.00
10022700 51250		UNEMPLY	.00	.00	.00	.00	.00	.00
10022700 51260		FICA	.00	.00	.00	.00	.00	.00
TOTAL MUSEUM			.00	.00	.00	.00	.00	.00
228	RECREATION							
10022810 51110		REG SAL	110,220.00	146,638.00	152,006.00	152,006.00	.00	.00
10022810 51110	RINK	REG SAL	.00	.00	.00	.00	.00	.00
10022810 51120		N-REG SAL	12,245.00	2,160.00	7,495.00	7,495.00	.00	.00
10022810 51130		OT SAL	1,000.00	1,000.00	1,000.00	1,000.00	.00	.00
10022810 51150		ACC SALB	.00	.00	.00	.00	.00	.00
10022810 51210		PERS	31,729.00	45,277.00	21,321.00	21,321.00	.00	.00
10022810 51210	RINK	PERS	.00	.00	.00	.00	.00	.00
10022810 51211		PERS LIAB	.00	.00	24,650.71	24,650.71	.00	.00
10022810 51220		INSUR	26,710.00	34,255.00	32,299.00	32,299.00	.00	.00
10022810 51220	RINK	INSUR	.00	.00	.00	.00	.00	.00
10022810 51230		W-COMP	6,317.00	8,890.00	10,624.00	10,624.00	.00	.00
10022810 51230	RINK	W-COMP	.00	.00	.00	.00	.00	.00

TEMPLATE DRAFT

PROJECTION: 20181 2017-18 Budget FOR PERIOD 99

GENERAL FUND			2016 REVISED BUD	2017 REVISED BUD	2018 DEPT REQ	2018 BUDGET REV	2018 CITY MGR	2018 COUNCIL
10022810 51240		MEDICARE	2,149.00	2,656.00	2,783.00	2,783.00	.00	.00
10022810 51240	RINK	MEDICARE	.00	.00	.00	.00	.00	.00
10022810 51250		UNEMPLY	1,493.00	1,834.00	1,933.00	1,933.00	.00	.00
10022810 51250	RINK	UNEMPLY	.00	.00	.00	.00	.00	.00
10022810 51260		FICA	754.00	134.00	460.00	460.00	.00	.00
10022810 51290		CELL PHONE	1,046.00	202.00	1,267.00	1,267.00	.00	.00
10022821 51110		REG SAL	2,230.00	.00	.00	.00	.00	.00
10022821 51120		N-REG SAL	2,160.00	1,800.00	12,600.00	12,600.00	.00	.00
10022821 51130		OT SAL	.00	.00	.00	.00	.00	.00
10022821 51150		ACC SALB	.00	.00	.00	.00	.00	.00
10022821 51210		PERS	672.00	.00	.00	.00	.00	.00
10022821 51220		INSUR	771.00	.00	.00	.00	.00	.00
10022821 51230		W-COMP	221.00	88.00	693.00	693.00	.00	.00
10022821 51240		MEDICARE	77.00	26.00	183.00	183.00	.00	.00
10022821 51250		UNEMPLY	54.00	18.00	127.00	127.00	.00	.00
10022821 51260		FICA	134.00	112.00	782.00	782.00	.00	.00
10022821 51290		CELL PHONE	17.00	.00	.00	.00	.00	.00
10022822 51110		REG SAL	30,845.00	26,966.00	29,036.00	29,036.00	.00	.00
10022822 51120		N-REG SAL	5,000.00	9,000.00	1,800.00	1,800.00	.00	.00
10022822 51130		OT SAL	.00	.00	.00	.00	.00	.00
10022822 51150		ACC SALB	.00	.00	.00	.00	.00	.00
10022822 51210		PERS	9,295.00	8,605.00	3,582.00	3,582.00	.00	.00
10022822 51211		PERS LIAB	.00	.00	5,412.79	5,412.79	.00	.00
10022822 51220		INSUR	5,622.00	8,475.00	7,301.00	7,301.00	.00	.00
10022822 51230		W-COMP	1,729.00	2,168.00	2,119.00	2,119.00	.00	.00
10022822 51240		MEDICARE	592.00	647.00	555.00	555.00	.00	.00
10022822 51250		UNEMPLY	411.00	449.00	387.00	387.00	.00	.00
10022822 51260		FICA	310.00	558.00	112.00	112.00	.00	.00
10022822 51290		CELL PHONE	179.00	179.00	311.00	311.00	.00	.00
10022823 51110		REG SAL	.00	.00	.00	.00	.00	.00
10022823 51130		OT SAL	.00	.00	.00	.00	.00	.00
10022823 51150		ACC SALB	.00	.00	.00	.00	.00	.00
10022823 51210		PERS	.00	.00	.00	.00	.00	.00
10022823 51220		INSUR	.00	.00	.00	.00	.00	.00
10022823 51230		W-COMP	.00	.00	.00	.00	.00	.00
10022823 51240		MEDICARE	.00	.00	.00	.00	.00	.00
10022823 51250		UNEMPLY	.00	.00	.00	.00	.00	.00
10022823 51290		CELL PHONE	.00	.00	.00	.00	.00	.00
10022824 51110		REG SAL	763.00	647.00	678.00	678.00	.00	.00
10022824 51120		N-REG SAL	800.00	.00	1,200.00	1,200.00	.00	.00
10022824 51150		ACC SALB	.00	.00	.00	.00	.00	.00
10022824 51210		PERS	230.00	203.00	82.00	82.00	.00	.00
10022824 51211		PERS LIAB	.00	.00	123.91	123.91	.00	.00
10022824 51220		INSUR	12.00	155.00	155.00	155.00	.00	.00

TEMPLATE DRAFT

PROJECTION: 20181 2017-18 Budget FOR PERIOD 99

GENERAL FUND		2016 REVISED BUD	2017 REVISED BUD	2018 DEPT REQ	2018 BUDGET REV	2018 CITY MGR	2018 COUNCIL
10022824 51230	W-COMP	67.00	41.00	115.00	115.00	.00	.00
10022824 51240	MEDICARE	24.00	13.00	31.00	31.00	.00	.00
10022824 51250	UNEMPLY	18.00	10.00	22.00	22.00	.00	.00
10022824 51260	FICA	50.00	.00	75.00	75.00	.00	.00
10022824 51290	CELL PHONE	4.00	4.00	6.00	6.00	.00	.00
10022831 51110	REG SAL	18,766.00	16,492.00	17,837.00	17,837.00	.00	.00
10022831 51120	N-REG SAL	15,950.00	18,675.00	22,650.00	22,650.00	.00	.00
10022831 51130	OT SAL	.00	.00	.00	.00	.00	.00
10022831 51150	ACC SALB	.00	.00	.00	.00	.00	.00
10022831 51210	PERS	5,655.00	5,281.00	2,207.00	2,207.00	.00	.00
10022831 51211	PERS LIAB	.00	.00	3,335.02	3,335.02	.00	.00
10022831 51220	INSUR	3,967.00	5,393.00	4,555.00	4,555.00	.00	.00
10022831 51230	W-COMP	1,626.00	1,975.00	2,491.00	2,491.00	.00	.00
10022831 51240	MEDICARE	557.00	590.00	656.00	656.00	.00	.00
10022831 51250	UNEMPLY	388.00	410.00	456.00	456.00	.00	.00
10022831 51260	FICA	989.00	1,158.00	1,405.00	1,405.00	.00	.00
10022831 51290	CELL PHONE	114.00	114.00	198.00	198.00	.00	.00
10022832 51110	REG SAL	4,574.00	3,880.00	4,066.00	4,066.00	.00	.00
10022832 51120	N-REG SAL	2,400.00	2,400.00	2,400.00	2,400.00	.00	.00
10022832 51150	ACC SALB	.00	.00	.00	.00	.00	.00
10022832 51210	PERS	1,379.00	1,214.00	492.00	492.00	.00	.00
10022832 51211	PERS LIAB	.00	.00	743.47	743.47	.00	.00
10022832 51220	INSUR	69.00	925.00	925.00	925.00	.00	.00
10022832 51230	W-COMP	289.00	352.00	410.00	410.00	.00	.00
10022832 51240	MEDICARE	99.00	106.00	108.00	108.00	.00	.00
10022832 51250	UNEMPLY	70.00	74.00	76.00	76.00	.00	.00
10022832 51260	FICA	149.00	149.00	149.00	149.00	.00	.00
10022832 51290	CELL PHONE	20.00	20.00	34.00	34.00	.00	.00
10022840 51110	REG SAL	7,623.00	6,466.00	6,777.00	6,777.00	.00	.00
10022840 51120	N-REG SAL	77,520.00	79,600.00	84,400.00	84,400.00	.00	.00
10022840 51150	ACC SALB	.00	.00	.00	.00	.00	.00
10022840 51210	PERS	2,297.00	2,023.00	820.00	820.00	.00	.00
10022840 51211	PERS LIAB	.00	.00	1,239.11	1,239.11	.00	.00
10022840 51220	INSUR	115.00	1,541.00	1,541.00	1,541.00	.00	.00
10022840 51230	W-COMP	3,592.00	4,252.00	5,105.00	5,105.00	.00	.00
10022840 51240	MEDICARE	1,232.00	1,272.00	1,346.00	1,346.00	.00	.00
10022840 51250	UNEMPLY	852.00	879.00	929.00	929.00	.00	.00
10022840 51260	FICA	4,807.00	4,936.00	5,233.00	5,233.00	.00	.00
10022840 51290	CELL PHONE	33.00	33.00	57.00	57.00	.00	.00
10022860 51110	REG SAL	4,275.00	4,159.00	.00	.00	.00	.00
10022860 51120	N-REG SAL	3,600.00	4,000.00	.00	.00	.00	.00
10022860 51130	OT SAL	17,978.00	19,242.00	16,000.00	16,000.00	.00	.00
10022860 51210	PERS	1,289.00	1,352.00	.00	.00	.00	.00
10022860 51211	PERS LIAB	.00	.00	.00	.00	.00	.00

TEMPLATE DRAFT

PROJECTION: 20181 2017-18 Budget FOR PERIOD 99

GENERAL FUND				2016 REVISED BUD	2017 REVISED BUD	2018 DEPT REQ	2018 BUDGET REV	2018 CITY MGR	2018 COUNCIL
10022860	51230		W-COMP	334.00	396.00	.00	.00	.00	.00
10022860	51240		MEDICARE	376.00	399.00	.00	.00	.00	.00
10022860	51250		UNEMPLY	259.00	275.00	.00	.00	.00	.00
10022860	51260		FICA	782.00	868.00	.00	.00	.00	.00
TOTAL RECREATION				439,975.00	494,111.00	511,968.01	511,968.01	.00	.00
229	INFORMATION TECHNOLOGY								
10022900	51110		REG SAL	.00	.00	.00	.00	.00	.00
10022900	51110	9022	REG SAL	.00	.00	.00	.00	.00	.00
10022900	51120		N-REG SAL	.00	.00	.00	.00	.00	.00
10022900	51130		OT SAL	.00	.00	.00	.00	.00	.00
10022900	51130	9022	OT SAL	.00	.00	.00	.00	.00	.00
10022900	51140		S-BY SAL	.00	.00	.00	.00	.00	.00
10022900	51150		ACC SALB	.00	.00	.00	.00	.00	.00
10022900	51210		PERS	.00	.00	.00	.00	.00	.00
10022900	51210	9022	PERS	.00	.00	.00	.00	.00	.00
10022900	51220		INSUR	.00	.00	.00	.00	.00	.00
10022900	51220	9022	INSUR	.00	.00	.00	.00	.00	.00
10022900	51230		W-COMP	.00	.00	.00	.00	.00	.00
10022900	51230	9022	W-COMP	.00	.00	.00	.00	.00	.00
10022900	51240		MEDICARE	.00	.00	.00	.00	.00	.00
10022900	51240	9022	MEDICARE	.00	.00	.00	.00	.00	.00
10022900	51250		UNEMPLY	.00	.00	.00	.00	.00	.00
10022900	51250	9022	UNEMPLY	.00	.00	.00	.00	.00	.00
10022900	51260		FICA	.00	.00	.00	.00	.00	.00
10022900	51290		CELL PHONE	.00	.00	.00	.00	.00	.00
TOTAL INFORMATION TECHNOLOGY				.00	.00	.00	.00	.00	.00
23	COMMUNITY DEVELOPMENT								
231	COMMUNITY PLANNING								
10023100	51110		REG SAL	260,755.00	270,124.00	290,180.00	290,180.00	.00	.00
10023100	51110	09-31	REG SAL	.00	.00	.00	.00	.00	.00
10023100	51110	10-20	REG SAL	.00	.00	.00	.00	.00	.00
10023100	51110	10-22	REG SAL	.00	.00	.00	.00	.00	.00
10023100	51110	11-01	REG SAL	.00	.00	.00	.00	.00	.00
10023100	51110	11-04	REG SAL	.00	.00	.00	.00	.00	.00

TEMPLATE DRAFT

PROJECTION: 20181 2017-18 Budget FOR PERIOD 99

GENERAL FUND	2016 REVISED BUD	2017 REVISED BUD	2018 DEPT REQ	2018 BUDGET REV	2018 CITY MGR	2018 COUNCIL
10023100 51110 11-09 REG SAL	.00	.00	.00	.00	.00	.00
10023100 51110 11-10 REG SAL	.00	.00	.00	.00	.00	.00
10023100 51110 11-11 REG SAL	.00	.00	.00	.00	.00	.00
10023100 51110 11-12 REG SAL	.00	.00	.00	.00	.00	.00
10023100 51110 11-16 REG SAL	.00	.00	.00	.00	.00	.00
10023100 51110 1174 REG SAL	.00	.00	.00	.00	.00	.00
10023100 51110 12-07 REG SAL	.00	.00	.00	.00	.00	.00
10023100 51110 12-10 REG SAL	.00	.00	.00	.00	.00	.00
10023100 51110 12-11 REG SAL	.00	.00	.00	.00	.00	.00
10023100 51110 12-13 REG SAL	.00	.00	.00	.00	.00	.00
10023100 51110 12-20 REG SAL	.00	.00	.00	.00	.00	.00
10023100 51110 12-21 REG SAL	.00	.00	.00	.00	.00	.00
10023100 51110 1257 REG SAL	.00	.00	.00	.00	.00	.00
10023100 51110 13-01 REG SAL	.00	.00	.00	.00	.00	.00
10023100 51110 13-06 REG SAL	.00	.00	.00	.00	.00	.00
10023100 51110 13-07 REG SAL	.00	.00	.00	.00	.00	.00
10023100 51110 13-09 REG SAL	.00	.00	.00	.00	.00	.00
10023100 51110 13-10 REG SAL	.00	.00	.00	.00	.00	.00
10023100 51110 13-13 REG SAL	.00	.00	.00	.00	.00	.00
10023100 51110 13-16 REG SAL	.00	.00	.00	.00	.00	.00
10023100 51110 13-17 REG SAL	.00	.00	.00	.00	.00	.00
10023100 51110 13-18 REG SAL	.00	.00	.00	.00	.00	.00
10023100 51110 13-20 REG SAL	.00	.00	.00	.00	.00	.00
10023100 51110 13-22 REG SAL	.00	.00	.00	.00	.00	.00
10023100 51110 13-28 REG SAL	.00	.00	.00	.00	.00	.00
10023100 51110 14019 REG SAL	.00	.00	.00	.00	.00	.00
10023100 51110 1414 REG SAL	.00	.00	.00	.00	.00	.00
10023100 51110 1612 REG SAL	.00	.00	.00	.00	.00	.00
10023100 51110 163 REG SAL	.00	.00	.00	.00	.00	.00
10023100 51110 180 REG SAL	.00	.00	.00	.00	.00	.00
10023100 51110 1944 REG SAL	.00	.00	.00	.00	.00	.00
10023100 51110 2044 REG SAL	.00	.00	.00	.00	.00	.00
10023100 51110 237 REG SAL	.00	.00	.00	.00	.00	.00
10023100 51110 258 REG SAL	.00	.00	.00	.00	.00	.00
10023100 51110 2590 REG SAL	.00	.00	.00	.00	.00	.00
10023100 51110 2609 REG SAL	.00	.00	.00	.00	.00	.00
10023100 51110 2652 REG SAL	.00	.00	.00	.00	.00	.00
10023100 51110 266 REG SAL	.00	.00	.00	.00	.00	.00
10023100 51110 2682 REG SAL	.00	.00	.00	.00	.00	.00
10023100 51110 37 REG SAL	.00	.00	.00	.00	.00	.00
10023100 51110 422 REG SAL	.00	.00	.00	.00	.00	.00
10023100 51110 46 REG SAL	.00	.00	.00	.00	.00	.00
10023100 51110 502 REG SAL	.00	.00	.00	.00	.00	.00
10023100 51110 511 REG SAL	.00	.00	.00	.00	.00	.00

TEMPLATE DRAFT

PROJECTION: 20181 2017-18 Budget FOR PERIOD 99

GENERAL FUND				2016 REVISED BUD	2017 REVISED BUD	2018 DEPT REQ	2018 BUDGET REV	2018 CITY MGR	2018 COUNCIL
10023100	51110	623	REG SAL	.00	.00	.00	.00	.00	.00
10023100	51110	666	REG SAL	.00	.00	.00	.00	.00	.00
10023100	51110	707	REG SAL	.00	.00	.00	.00	.00	.00
10023100	51110	749	REG SAL	.00	.00	.00	.00	.00	.00
10023100	51110	875	REG SAL	.00	.00	.00	.00	.00	.00
10023100	51110	907	REG SAL	.00	.00	.00	.00	.00	.00
10023100	51110	940	REG SAL	.00	.00	.00	.00	.00	.00
10023100	51110	PAL16	REG SAL	.00	.00	.00	.00	.00	.00
10023100	51110	UVSDL	REG SAL	.00	.00	.00	.00	.00	.00
10023100	51120		N-REG SAL	.00	.00	.00	.00	.00	.00
10023100	51120	13-13	N-REG SAL	.00	.00	.00	.00	.00	.00
10023100	51120	13-22	N-REG SAL	.00	.00	.00	.00	.00	.00
10023100	51120	13-28	N-REG SAL	.00	.00	.00	.00	.00	.00
10023100	51120	14019	N-REG SAL	.00	.00	.00	.00	.00	.00
10023100	51120	163	N-REG SAL	.00	.00	.00	.00	.00	.00
10023100	51120	502	N-REG SAL	.00	.00	.00	.00	.00	.00
10023100	51120	511	N-REG SAL	.00	.00	.00	.00	.00	.00
10023100	51120	623	N-REG SAL	.00	.00	.00	.00	.00	.00
10023100	51130		OT SAL	.00	.00	.00	.00	.00	.00
10023100	51150		ACC SALB	.00	.00	.00	.00	.00	.00
10023100	51150	11-16	ACC SALB	.00	.00	.00	.00	.00	.00
10023100	51210		PERS	74,542.00	85,876.00	34,895.00	34,895.00	.00	.00
10023100	51210	09-31	PERS	.00	.00	.00	.00	.00	.00
10023100	51210	10-20	PERS	.00	.00	.00	.00	.00	.00
10023100	51210	10-22	PERS	.00	.00	.00	.00	.00	.00
10023100	51210	11-01	PERS	.00	.00	.00	.00	.00	.00
10023100	51210	11-04	PERS	.00	.00	.00	.00	.00	.00
10023100	51210	11-09	PERS	.00	.00	.00	.00	.00	.00
10023100	51210	11-10	PERS	.00	.00	.00	.00	.00	.00
10023100	51210	11-11	PERS	.00	.00	.00	.00	.00	.00
10023100	51210	11-12	PERS	.00	.00	.00	.00	.00	.00
10023100	51210	11-16	PERS	.00	.00	.00	.00	.00	.00
10023100	51210	1174	PERS	.00	.00	.00	.00	.00	.00
10023100	51210	12-07	PERS	.00	.00	.00	.00	.00	.00
10023100	51210	12-10	PERS	.00	.00	.00	.00	.00	.00
10023100	51210	12-11	PERS	.00	.00	.00	.00	.00	.00
10023100	51210	12-13	PERS	.00	.00	.00	.00	.00	.00
10023100	51210	12-20	PERS	.00	.00	.00	.00	.00	.00
10023100	51210	12-21	PERS	.00	.00	.00	.00	.00	.00
10023100	51210	1257	PERS	.00	.00	.00	.00	.00	.00
10023100	51210	13-01	PERS	.00	.00	.00	.00	.00	.00
10023100	51210	13-06	PERS	.00	.00	.00	.00	.00	.00
10023100	51210	13-07	PERS	.00	.00	.00	.00	.00	.00
10023100	51210	13-09	PERS	.00	.00	.00	.00	.00	.00

TEMPLATE DRAFT

PROJECTION: 20181 2017-18 Budget FOR PERIOD 99

GENERAL FUND	2016 REVISED BUD	2017 REVISED BUD	2018 DEPT REQ	2018 BUDGET REV	2018 CITY MGR	2018 COUNCIL
10023100 51210 13-10 PERS	.00	.00	.00	.00	.00	.00
10023100 51210 13-13 PERS	.00	.00	.00	.00	.00	.00
10023100 51210 13-16 PERS	.00	.00	.00	.00	.00	.00
10023100 51210 13-17 PERS	.00	.00	.00	.00	.00	.00
10023100 51210 13-18 PERS	.00	.00	.00	.00	.00	.00
10023100 51210 13-20 PERS	.00	.00	.00	.00	.00	.00
10023100 51210 13-22 PERS	.00	.00	.00	.00	.00	.00
10023100 51210 13-28 PERS	.00	.00	.00	.00	.00	.00
10023100 51210 14019 PERS	.00	.00	.00	.00	.00	.00
10023100 51210 1414 PERS	.00	.00	.00	.00	.00	.00
10023100 51210 1612 PERS	.00	.00	.00	.00	.00	.00
10023100 51210 163 PERS	.00	.00	.00	.00	.00	.00
10023100 51210 180 PERS	.00	.00	.00	.00	.00	.00
10023100 51210 1944 PERS	.00	.00	.00	.00	.00	.00
10023100 51210 2044 PERS	.00	.00	.00	.00	.00	.00
10023100 51210 237 PERS	.00	.00	.00	.00	.00	.00
10023100 51210 258 PERS	.00	.00	.00	.00	.00	.00
10023100 51210 2590 PERS	.00	.00	.00	.00	.00	.00
10023100 51210 2609 PERS	.00	.00	.00	.00	.00	.00
10023100 51210 2652 PERS	.00	.00	.00	.00	.00	.00
10023100 51210 266 PERS	.00	.00	.00	.00	.00	.00
10023100 51210 2682 PERS	.00	.00	.00	.00	.00	.00
10023100 51210 37 PERS	.00	.00	.00	.00	.00	.00
10023100 51210 422 PERS	.00	.00	.00	.00	.00	.00
10023100 51210 46 PERS	.00	.00	.00	.00	.00	.00
10023100 51210 502 PERS	.00	.00	.00	.00	.00	.00
10023100 51210 511 PERS	.00	.00	.00	.00	.00	.00
10023100 51210 623 PERS	.00	.00	.00	.00	.00	.00
10023100 51210 666 PERS	.00	.00	.00	.00	.00	.00
10023100 51210 707 PERS	.00	.00	.00	.00	.00	.00
10023100 51210 749 PERS	.00	.00	.00	.00	.00	.00
10023100 51210 875 PERS	.00	.00	.00	.00	.00	.00
10023100 51210 907 PERS	.00	.00	.00	.00	.00	.00
10023100 51210 940 PERS	.00	.00	.00	.00	.00	.00
10023100 51210 PAL16 PERS	.00	.00	.00	.00	.00	.00
10023100 51210 UVSDL PERS	.00	.00	.00	.00	.00	.00
10023100 51211 PERS LIAB	.00	.00	58,736.77	58,736.77	.00	.00
10023100 51220 INSUR	35,888.00	45,793.00	32,388.00	32,388.00	.00	.00
10023100 51220 09-31 INSUR	.00	.00	.00	.00	.00	.00
10023100 51220 10-20 INSUR	.00	.00	.00	.00	.00	.00
10023100 51220 10-22 INSUR	.00	.00	.00	.00	.00	.00
10023100 51220 11-01 INSUR	.00	.00	.00	.00	.00	.00
10023100 51220 11-04 INSUR	.00	.00	.00	.00	.00	.00
10023100 51220 11-09 INSUR	.00	.00	.00	.00	.00	.00

TEMPLATE DRAFT

PROJECTION: 20181 2017-18 Budget FOR PERIOD 99

GENERAL FUND	2016 REVISED BUD	2017 REVISED BUD	2018 DEPT REQ	2018 BUDGET REV	2018 CITY MGR	2018 COUNCIL
10023100 51220 11-10 INSUR	.00	.00	.00	.00	.00	.00
10023100 51220 11-11 INSUR	.00	.00	.00	.00	.00	.00
10023100 51220 11-12 INSUR	.00	.00	.00	.00	.00	.00
10023100 51220 11-16 INSUR	.00	.00	.00	.00	.00	.00
10023100 51220 1174 INSUR	.00	.00	.00	.00	.00	.00
10023100 51220 12-07 INSUR	.00	.00	.00	.00	.00	.00
10023100 51220 12-10 INSUR	.00	.00	.00	.00	.00	.00
10023100 51220 12-11 INSUR	.00	.00	.00	.00	.00	.00
10023100 51220 12-13 INSUR	.00	.00	.00	.00	.00	.00
10023100 51220 12-20 INSUR	.00	.00	.00	.00	.00	.00
10023100 51220 12-21 INSUR	.00	.00	.00	.00	.00	.00
10023100 51220 1257 INSUR	.00	.00	.00	.00	.00	.00
10023100 51220 13-01 INSUR	.00	.00	.00	.00	.00	.00
10023100 51220 13-06 INSUR	.00	.00	.00	.00	.00	.00
10023100 51220 13-07 INSUR	.00	.00	.00	.00	.00	.00
10023100 51220 13-09 INSUR	.00	.00	.00	.00	.00	.00
10023100 51220 13-10 INSUR	.00	.00	.00	.00	.00	.00
10023100 51220 13-13 INSUR	.00	.00	.00	.00	.00	.00
10023100 51220 13-16 INSUR	.00	.00	.00	.00	.00	.00
10023100 51220 13-17 INSUR	.00	.00	.00	.00	.00	.00
10023100 51220 13-18 INSUR	.00	.00	.00	.00	.00	.00
10023100 51220 13-20 INSUR	.00	.00	.00	.00	.00	.00
10023100 51220 13-22 INSUR	.00	.00	.00	.00	.00	.00
10023100 51220 13-28 INSUR	.00	.00	.00	.00	.00	.00
10023100 51220 14019 INSUR	.00	.00	.00	.00	.00	.00
10023100 51220 1414 INSUR	.00	.00	.00	.00	.00	.00
10023100 51220 1612 INSUR	.00	.00	.00	.00	.00	.00
10023100 51220 163 INSUR	.00	.00	.00	.00	.00	.00
10023100 51220 180 INSUR	.00	.00	.00	.00	.00	.00
10023100 51220 1944 INSUR	.00	.00	.00	.00	.00	.00
10023100 51220 2044 INSUR	.00	.00	.00	.00	.00	.00
10023100 51220 237 INSUR	.00	.00	.00	.00	.00	.00
10023100 51220 258 INSUR	.00	.00	.00	.00	.00	.00
10023100 51220 2590 INSUR	.00	.00	.00	.00	.00	.00
10023100 51220 2609 INSUR	.00	.00	.00	.00	.00	.00
10023100 51220 2652 INSUR	.00	.00	.00	.00	.00	.00
10023100 51220 266 INSUR	.00	.00	.00	.00	.00	.00
10023100 51220 2682 INSUR	.00	.00	.00	.00	.00	.00
10023100 51220 37 INSUR	.00	.00	.00	.00	.00	.00
10023100 51220 422 INSUR	.00	.00	.00	.00	.00	.00
10023100 51220 46 INSUR	.00	.00	.00	.00	.00	.00
10023100 51220 502 INSUR	.00	.00	.00	.00	.00	.00
10023100 51220 511 INSUR	.00	.00	.00	.00	.00	.00
10023100 51220 623 INSUR	.00	.00	.00	.00	.00	.00

TEMPLATE DRAFT

PROJECTION: 20181 2017-18 Budget FOR PERIOD 99

GENERAL FUND				2016 REVISED BUD	2017 REVISED BUD	2018 DEPT REQ	2018 BUDGET REV	2018 CITY MGR	2018 COUNCIL
10023100	51220	666	INSUR	.00	.00	.00	.00	.00	.00
10023100	51220	707	INSUR	.00	.00	.00	.00	.00	.00
10023100	51220	749	INSUR	.00	.00	.00	.00	.00	.00
10023100	51220	875	INSUR	.00	.00	.00	.00	.00	.00
10023100	51220	907	INSUR	.00	.00	.00	.00	.00	.00
10023100	51220	940	INSUR	.00	.00	.00	.00	.00	.00
10023100	51220	PAL16	INSUR	.00	.00	.00	.00	.00	.00
10023100	51220	UVSDL	INSUR	.00	.00	.00	.00	.00	.00
10023100	51230		W-COMP	12,385.00	15,323.00	17,737.00	17,737.00	.00	.00
10023100	51230	09-31	W-COMP	.00	.00	.00	.00	.00	.00
10023100	51230	10-20	W-COMP	.00	.00	.00	.00	.00	.00
10023100	51230	10-22	W-COMP	.00	.00	.00	.00	.00	.00
10023100	51230	11-01	W-COMP	.00	.00	.00	.00	.00	.00
10023100	51230	11-04	W-COMP	.00	.00	.00	.00	.00	.00
10023100	51230	11-09	W-COMP	.00	.00	.00	.00	.00	.00
10023100	51230	11-10	W-COMP	.00	.00	.00	.00	.00	.00
10023100	51230	11-11	W-COMP	.00	.00	.00	.00	.00	.00
10023100	51230	11-12	W-COMP	.00	.00	.00	.00	.00	.00
10023100	51230	11-16	W-COMP	.00	.00	.00	.00	.00	.00
10023100	51230	1174	W-COMP	.00	.00	.00	.00	.00	.00
10023100	51230	12-07	W-COMP	.00	.00	.00	.00	.00	.00
10023100	51230	12-10	W-COMP	.00	.00	.00	.00	.00	.00
10023100	51230	12-11	W-COMP	.00	.00	.00	.00	.00	.00
10023100	51230	12-13	W-COMP	.00	.00	.00	.00	.00	.00
10023100	51230	12-20	W-COMP	.00	.00	.00	.00	.00	.00
10023100	51230	12-21	W-COMP	.00	.00	.00	.00	.00	.00
10023100	51230	1257	W-COMP	.00	.00	.00	.00	.00	.00
10023100	51230	13-01	W-COMP	.00	.00	.00	.00	.00	.00
10023100	51230	13-06	W-COMP	.00	.00	.00	.00	.00	.00
10023100	51230	13-07	W-COMP	.00	.00	.00	.00	.00	.00
10023100	51230	13-09	W-COMP	.00	.00	.00	.00	.00	.00
10023100	51230	13-10	W-COMP	.00	.00	.00	.00	.00	.00
10023100	51230	13-13	W-COMP	.00	.00	.00	.00	.00	.00
10023100	51230	13-16	W-COMP	.00	.00	.00	.00	.00	.00
10023100	51230	13-17	W-COMP	.00	.00	.00	.00	.00	.00
10023100	51230	13-18	W-COMP	.00	.00	.00	.00	.00	.00
10023100	51230	13-20	W-COMP	.00	.00	.00	.00	.00	.00
10023100	51230	13-22	W-COMP	.00	.00	.00	.00	.00	.00
10023100	51230	13-28	W-COMP	.00	.00	.00	.00	.00	.00
10023100	51230	14019	W-COMP	.00	.00	.00	.00	.00	.00
10023100	51230	1414	W-COMP	.00	.00	.00	.00	.00	.00
10023100	51230	1612	W-COMP	.00	.00	.00	.00	.00	.00
10023100	51230	163	W-COMP	.00	.00	.00	.00	.00	.00
10023100	51230	180	W-COMP	.00	.00	.00	.00	.00	.00

TEMPLATE DRAFT

PROJECTION: 20181 2017-18 Budget FOR PERIOD 99

GENERAL FUND				2016 REVISED BUD	2017 REVISED BUD	2018 DEPT REQ	2018 BUDGET REV	2018 CITY MGR	2018 COUNCIL
10023100	51230	1944	W-COMP	.00	.00	.00	.00	.00	.00
10023100	51230	2044	W-COMP	.00	.00	.00	.00	.00	.00
10023100	51230	237	W-COMP	.00	.00	.00	.00	.00	.00
10023100	51230	258	W-COMP	.00	.00	.00	.00	.00	.00
10023100	51230	2590	W-COMP	.00	.00	.00	.00	.00	.00
10023100	51230	2609	W-COMP	.00	.00	.00	.00	.00	.00
10023100	51230	2652	W-COMP	.00	.00	.00	.00	.00	.00
10023100	51230	266	W-COMP	.00	.00	.00	.00	.00	.00
10023100	51230	2682	W-COMP	.00	.00	.00	.00	.00	.00
10023100	51230	37	W-COMP	.00	.00	.00	.00	.00	.00
10023100	51230	422	W-COMP	.00	.00	.00	.00	.00	.00
10023100	51230	46	W-COMP	.00	.00	.00	.00	.00	.00
10023100	51230	502	W-COMP	.00	.00	.00	.00	.00	.00
10023100	51230	511	W-COMP	.00	.00	.00	.00	.00	.00
10023100	51230	623	W-COMP	.00	.00	.00	.00	.00	.00
10023100	51230	666	W-COMP	.00	.00	.00	.00	.00	.00
10023100	51230	707	W-COMP	.00	.00	.00	.00	.00	.00
10023100	51230	749	W-COMP	.00	.00	.00	.00	.00	.00
10023100	51230	875	W-COMP	.00	.00	.00	.00	.00	.00
10023100	51230	907	W-COMP	.00	.00	.00	.00	.00	.00
10023100	51230	940	W-COMP	.00	.00	.00	.00	.00	.00
10023100	51230	PAL16	W-COMP	.00	.00	.00	.00	.00	.00
10023100	51230	UVSDL	W-COMP	.00	.00	.00	.00	.00	.00
10023100	51240		MEDICARE	4,239.00	4,571.00	4,672.00	4,672.00	.00	.00
10023100	51240	09-31	MEDICARE	.00	.00	.00	.00	.00	.00
10023100	51240	10-20	MEDICARE	.00	.00	.00	.00	.00	.00
10023100	51240	10-22	MEDICARE	.00	.00	.00	.00	.00	.00
10023100	51240	11-01	MEDICARE	.00	.00	.00	.00	.00	.00
10023100	51240	11-04	MEDICARE	.00	.00	.00	.00	.00	.00
10023100	51240	11-09	MEDICARE	.00	.00	.00	.00	.00	.00
10023100	51240	11-10	MEDICARE	.00	.00	.00	.00	.00	.00
10023100	51240	11-11	MEDICARE	.00	.00	.00	.00	.00	.00
10023100	51240	11-12	MEDICARE	.00	.00	.00	.00	.00	.00
10023100	51240	11-16	MEDICARE	.00	.00	.00	.00	.00	.00
10023100	51240	1174	MEDICARE	.00	.00	.00	.00	.00	.00
10023100	51240	12-07	MEDICARE	.00	.00	.00	.00	.00	.00
10023100	51240	12-10	MEDICARE	.00	.00	.00	.00	.00	.00
10023100	51240	12-11	MEDICARE	.00	.00	.00	.00	.00	.00
10023100	51240	12-13	MEDICARE	.00	.00	.00	.00	.00	.00
10023100	51240	12-20	MEDICARE	.00	.00	.00	.00	.00	.00
10023100	51240	12-21	MEDICARE	.00	.00	.00	.00	.00	.00
10023100	51240	1257	MEDICARE	.00	.00	.00	.00	.00	.00
10023100	51240	13-01	MEDICARE	.00	.00	.00	.00	.00	.00
10023100	51240	13-06	MEDICARE	.00	.00	.00	.00	.00	.00

TEMPLATE DRAFT

PROJECTION: 20181 2017-18 Budget FOR PERIOD 99

GENERAL FUND				2016 REVISED BUD	2017 REVISED BUD	2018 DEPT REQ	2018 BUDGET REV	2018 CITY MGR	2018 COUNCIL
10023100	51240	13-07	MEDICARE	.00	.00	.00	.00	.00	.00
10023100	51240	13-09	MEDICARE	.00	.00	.00	.00	.00	.00
10023100	51240	13-10	MEDICARE	.00	.00	.00	.00	.00	.00
10023100	51240	13-13	MEDICARE	.00	.00	.00	.00	.00	.00
10023100	51240	13-16	MEDICARE	.00	.00	.00	.00	.00	.00
10023100	51240	13-17	MEDICARE	.00	.00	.00	.00	.00	.00
10023100	51240	13-18	MEDICARE	.00	.00	.00	.00	.00	.00
10023100	51240	13-20	MEDICARE	.00	.00	.00	.00	.00	.00
10023100	51240	13-22	MEDICARE	.00	.00	.00	.00	.00	.00
10023100	51240	13-28	MEDICARE	.00	.00	.00	.00	.00	.00
10023100	51240	14019	MEDICARE	.00	.00	.00	.00	.00	.00
10023100	51240	1414	MEDICARE	.00	.00	.00	.00	.00	.00
10023100	51240	1612	MEDICARE	.00	.00	.00	.00	.00	.00
10023100	51240	163	MEDICARE	.00	.00	.00	.00	.00	.00
10023100	51240	180	MEDICARE	.00	.00	.00	.00	.00	.00
10023100	51240	1944	MEDICARE	.00	.00	.00	.00	.00	.00
10023100	51240	2044	MEDICARE	.00	.00	.00	.00	.00	.00
10023100	51240	237	MEDICARE	.00	.00	.00	.00	.00	.00
10023100	51240	258	MEDICARE	.00	.00	.00	.00	.00	.00
10023100	51240	2590	MEDICARE	.00	.00	.00	.00	.00	.00
10023100	51240	2609	MEDICARE	.00	.00	.00	.00	.00	.00
10023100	51240	2652	MEDICARE	.00	.00	.00	.00	.00	.00
10023100	51240	266	MEDICARE	.00	.00	.00	.00	.00	.00
10023100	51240	2682	MEDICARE	.00	.00	.00	.00	.00	.00
10023100	51240	37	MEDICARE	.00	.00	.00	.00	.00	.00
10023100	51240	422	MEDICARE	.00	.00	.00	.00	.00	.00
10023100	51240	46	MEDICARE	.00	.00	.00	.00	.00	.00
10023100	51240	502	MEDICARE	.00	.00	.00	.00	.00	.00
10023100	51240	511	MEDICARE	.00	.00	.00	.00	.00	.00
10023100	51240	623	MEDICARE	.00	.00	.00	.00	.00	.00
10023100	51240	666	MEDICARE	.00	.00	.00	.00	.00	.00
10023100	51240	707	MEDICARE	.00	.00	.00	.00	.00	.00
10023100	51240	749	MEDICARE	.00	.00	.00	.00	.00	.00
10023100	51240	875	MEDICARE	.00	.00	.00	.00	.00	.00
10023100	51240	907	MEDICARE	.00	.00	.00	.00	.00	.00
10023100	51240	940	MEDICARE	.00	.00	.00	.00	.00	.00
10023100	51240	PAL16	MEDICARE	.00	.00	.00	.00	.00	.00
10023100	51240	UVSDL	MEDICARE	.00	.00	.00	.00	.00	.00
10023100	51250		UNEMPLY	2,921.00	3,153.00	3,217.00	3,217.00	.00	.00
10023100	51250	09-31	UNEMPLY	.00	.00	.00	.00	.00	.00
10023100	51250	10-20	UNEMPLY	.00	.00	.00	.00	.00	.00
10023100	51250	10-22	UNEMPLY	.00	.00	.00	.00	.00	.00
10023100	51250	11-01	UNEMPLY	.00	.00	.00	.00	.00	.00
10023100	51250	11-04	UNEMPLY	.00	.00	.00	.00	.00	.00

TEMPLATE DRAFT

PROJECTION: 20181 2017-18 Budget FOR PERIOD 99

GENERAL FUND	2016 REVISED BUD	2017 REVISED BUD	2018 DEPT REQ	2018 BUDGET REV	2018 CITY MGR	2018 COUNCIL
10023100 51250 11-09 UNEMPLY	.00	.00	.00	.00	.00	.00
10023100 51250 11-10 UNEMPLY	.00	.00	.00	.00	.00	.00
10023100 51250 11-11 UNEMPLY	.00	.00	.00	.00	.00	.00
10023100 51250 11-12 UNEMPLY	.00	.00	.00	.00	.00	.00
10023100 51250 11-16 UNEMPLY	.00	.00	.00	.00	.00	.00
10023100 51250 1174 UNEMPLY	.00	.00	.00	.00	.00	.00
10023100 51250 12-07 UNEMPLY	.00	.00	.00	.00	.00	.00
10023100 51250 12-10 UNEMPLY	.00	.00	.00	.00	.00	.00
10023100 51250 12-11 UNEMPLY	.00	.00	.00	.00	.00	.00
10023100 51250 12-13 UNEMPLY	.00	.00	.00	.00	.00	.00
10023100 51250 12-20 UNEMPLY	.00	.00	.00	.00	.00	.00
10023100 51250 12-21 UNEMPLY	.00	.00	.00	.00	.00	.00
10023100 51250 1257 UNEMPLY	.00	.00	.00	.00	.00	.00
10023100 51250 13-01 UNEMPLY	.00	.00	.00	.00	.00	.00
10023100 51250 13-06 UNEMPLY	.00	.00	.00	.00	.00	.00
10023100 51250 13-07 UNEMPLY	.00	.00	.00	.00	.00	.00
10023100 51250 13-09 UNEMPLY	.00	.00	.00	.00	.00	.00
10023100 51250 13-10 UNEMPLY	.00	.00	.00	.00	.00	.00
10023100 51250 13-13 UNEMPLY	.00	.00	.00	.00	.00	.00
10023100 51250 13-16 UNEMPLY	.00	.00	.00	.00	.00	.00
10023100 51250 13-17 UNEMPLY	.00	.00	.00	.00	.00	.00
10023100 51250 13-18 UNEMPLY	.00	.00	.00	.00	.00	.00
10023100 51250 13-20 UNEMPLY	.00	.00	.00	.00	.00	.00
10023100 51250 13-22 UNEMPLY	.00	.00	.00	.00	.00	.00
10023100 51250 13-28 UNEMPLY	.00	.00	.00	.00	.00	.00
10023100 51250 14019 UNEMPLY	.00	.00	.00	.00	.00	.00
10023100 51250 1414 UNEMPLY	.00	.00	.00	.00	.00	.00
10023100 51250 1612 UNEMPLY	.00	.00	.00	.00	.00	.00
10023100 51250 163 UNEMPLY	.00	.00	.00	.00	.00	.00
10023100 51250 180 UNEMPLY	.00	.00	.00	.00	.00	.00
10023100 51250 1944 UNEMPLY	.00	.00	.00	.00	.00	.00
10023100 51250 2044 UNEMPLY	.00	.00	.00	.00	.00	.00
10023100 51250 237 UNEMPLY	.00	.00	.00	.00	.00	.00
10023100 51250 258 UNEMPLY	.00	.00	.00	.00	.00	.00
10023100 51250 2590 UNEMPLY	.00	.00	.00	.00	.00	.00
10023100 51250 2609 UNEMPLY	.00	.00	.00	.00	.00	.00
10023100 51250 2652 UNEMPLY	.00	.00	.00	.00	.00	.00
10023100 51250 266 UNEMPLY	.00	.00	.00	.00	.00	.00
10023100 51250 2682 UNEMPLY	.00	.00	.00	.00	.00	.00
10023100 51250 37 UNEMPLY	.00	.00	.00	.00	.00	.00
10023100 51250 422 UNEMPLY	.00	.00	.00	.00	.00	.00
10023100 51250 46 UNEMPLY	.00	.00	.00	.00	.00	.00
10023100 51250 502 UNEMPLY	.00	.00	.00	.00	.00	.00
10023100 51250 511 UNEMPLY	.00	.00	.00	.00	.00	.00

TEMPLATE DRAFT

PROJECTION: 20181 2017-18 Budget FOR PERIOD 99

GENERAL FUND				2016 REVISED BUD	2017 REVISED BUD	2018 DEPT REQ	2018 BUDGET REV	2018 CITY MGR	2018 COUNCIL
10023100	51250	623	UNEMPLY	.00	.00	.00	.00	.00	.00
10023100	51250	666	UNEMPLY	.00	.00	.00	.00	.00	.00
10023100	51250	707	UNEMPLY	.00	.00	.00	.00	.00	.00
10023100	51250	749	UNEMPLY	.00	.00	.00	.00	.00	.00
10023100	51250	875	UNEMPLY	.00	.00	.00	.00	.00	.00
10023100	51250	907	UNEMPLY	.00	.00	.00	.00	.00	.00
10023100	51250	940	UNEMPLY	.00	.00	.00	.00	.00	.00
10023100	51250	PAL16	UNEMPLY	.00	.00	.00	.00	.00	.00
10023100	51250	UVSDL	UNEMPLY	.00	.00	.00	.00	.00	.00
10023100	51260		FICA	.00	.00	.00	.00	.00	.00
10023100	51260	13-13	FICA	.00	.00	.00	.00	.00	.00
10023100	51260	13-22	FICA	.00	.00	.00	.00	.00	.00
10023100	51260	13-28	FICA	.00	.00	.00	.00	.00	.00
10023100	51260	14019	FICA	.00	.00	.00	.00	.00	.00
10023100	51260	163	FICA	.00	.00	.00	.00	.00	.00
10023100	51260	502	FICA	.00	.00	.00	.00	.00	.00
10023100	51260	511	FICA	.00	.00	.00	.00	.00	.00
10023100	51290		CELL PHONE	198.00	198.00	.00	.00	.00	.00
TOTAL COMMUNITY PLANNING				390,928.00	425,038.00	441,825.77	441,825.77	.00	.00
233	BUILDING INSPECTION								
10023320	51110		REG SAL	158,772.00	161,402.00	225,039.00	225,039.00	.00	.00
10023320	51110	09-31	REG SAL	.00	.00	.00	.00	.00	.00
10023320	51110	10-20	REG SAL	.00	.00	.00	.00	.00	.00
10023320	51110	10-22	REG SAL	.00	.00	.00	.00	.00	.00
10023320	51110	11-01	REG SAL	.00	.00	.00	.00	.00	.00
10023320	51110	11-04	REG SAL	.00	.00	.00	.00	.00	.00
10023320	51110	11-09	REG SAL	.00	.00	.00	.00	.00	.00
10023320	51110	11-10	REG SAL	.00	.00	.00	.00	.00	.00
10023320	51110	11-11	REG SAL	.00	.00	.00	.00	.00	.00
10023320	51110	11-12	REG SAL	.00	.00	.00	.00	.00	.00
10023320	51110	11-16	REG SAL	.00	.00	.00	.00	.00	.00
10023320	51110	12-07	REG SAL	.00	.00	.00	.00	.00	.00
10023320	51110	12-10	REG SAL	.00	.00	.00	.00	.00	.00
10023320	51110	12-11	REG SAL	.00	.00	.00	.00	.00	.00
10023320	51110	12-13	REG SAL	.00	.00	.00	.00	.00	.00
10023320	51110	12-20	REG SAL	.00	.00	.00	.00	.00	.00
10023320	51110	12-21	REG SAL	.00	.00	.00	.00	.00	.00
10023320	51110	13-01	REG SAL	.00	.00	.00	.00	.00	.00
10023320	51110	13-06	REG SAL	.00	.00	.00	.00	.00	.00
10023320	51110	13-07	REG SAL	.00	.00	.00	.00	.00	.00

TEMPLATE DRAFT

PROJECTION: 20181 2017-18 Budget FOR PERIOD 99

GENERAL FUND			2016 REVISED BUD	2017 REVISED BUD	2018 DEPT REQ	2018 BUDGET REV	2018 CITY MGR	2018 COUNCIL
10023320	51110	13-09 REG SAL	.00	.00	.00	.00	.00	.00
10023320	51110	13-10 REG SAL	.00	.00	.00	.00	.00	.00
10023320	51110	13-13 REG SAL	.00	.00	.00	.00	.00	.00
10023320	51110	13-16 REG SAL	.00	.00	.00	.00	.00	.00
10023320	51110	13-17 REG SAL	.00	.00	.00	.00	.00	.00
10023320	51110	13-18 REG SAL	.00	.00	.00	.00	.00	.00
10023320	51110	13-20 REG SAL	.00	.00	.00	.00	.00	.00
10023320	51110	13-22 REG SAL	.00	.00	.00	.00	.00	.00
10023320	51110	13-28 REG SAL	.00	.00	.00	.00	.00	.00
10023320	51110	PAL16 REG SAL	.00	.00	.00	.00	.00	.00
10023320	51130	OT SAL	.00	.00	.00	.00	.00	.00
10023320	51150	ACC SALB	.00	.00	.00	.00	.00	.00
10023320	51210	PERS	46,974.00	51,811.00	28,483.00	28,483.00	.00	.00
10023320	51210	09-31 PERS	.00	.00	.00	.00	.00	.00
10023320	51210	10-20 PERS	.00	.00	.00	.00	.00	.00
10023320	51210	10-22 PERS	.00	.00	.00	.00	.00	.00
10023320	51210	11-01 PERS	.00	.00	.00	.00	.00	.00
10023320	51210	11-04 PERS	.00	.00	.00	.00	.00	.00
10023320	51210	11-09 PERS	.00	.00	.00	.00	.00	.00
10023320	51210	11-10 PERS	.00	.00	.00	.00	.00	.00
10023320	51210	11-11 PERS	.00	.00	.00	.00	.00	.00
10023320	51210	11-12 PERS	.00	.00	.00	.00	.00	.00
10023320	51210	11-16 PERS	.00	.00	.00	.00	.00	.00
10023320	51210	12-07 PERS	.00	.00	.00	.00	.00	.00
10023320	51210	12-10 PERS	.00	.00	.00	.00	.00	.00
10023320	51210	12-11 PERS	.00	.00	.00	.00	.00	.00
10023320	51210	12-13 PERS	.00	.00	.00	.00	.00	.00
10023320	51210	12-20 PERS	.00	.00	.00	.00	.00	.00
10023320	51210	12-21 PERS	.00	.00	.00	.00	.00	.00
10023320	51210	13-01 PERS	.00	.00	.00	.00	.00	.00
10023320	51210	13-06 PERS	.00	.00	.00	.00	.00	.00
10023320	51210	13-07 PERS	.00	.00	.00	.00	.00	.00
10023320	51210	13-09 PERS	.00	.00	.00	.00	.00	.00
10023320	51210	13-10 PERS	.00	.00	.00	.00	.00	.00
10023320	51210	13-13 PERS	.00	.00	.00	.00	.00	.00
10023320	51210	13-16 PERS	.00	.00	.00	.00	.00	.00
10023320	51210	13-17 PERS	.00	.00	.00	.00	.00	.00
10023320	51210	13-18 PERS	.00	.00	.00	.00	.00	.00
10023320	51210	13-20 PERS	.00	.00	.00	.00	.00	.00
10023320	51210	13-22 PERS	.00	.00	.00	.00	.00	.00
10023320	51210	13-28 PERS	.00	.00	.00	.00	.00	.00
10023320	51210	PAL16 PERS	.00	.00	.00	.00	.00	.00
10023320	51211	PERS LIAB	.00	.00	32,772.91	32,772.91	.00	.00
10023320	51220	INSUR	15,170.00	21,807.00	33,832.00	33,832.00	.00	.00

TEMPLATE DRAFT

PROJECTION: 20181 2017-18 Budget FOR PERIOD 99

GENERAL FUND	2016 REVISED BUD	2017 REVISED BUD	2018 DEPT REQ	2018 BUDGET REV	2018 CITY MGR	2018 COUNCIL
10023320 51220 09-31 INSUR	.00	.00	.00	.00	.00	.00
10023320 51220 10-20 INSUR	.00	.00	.00	.00	.00	.00
10023320 51220 10-22 INSUR	.00	.00	.00	.00	.00	.00
10023320 51220 11-01 INSUR	.00	.00	.00	.00	.00	.00
10023320 51220 11-04 INSUR	.00	.00	.00	.00	.00	.00
10023320 51220 11-09 INSUR	.00	.00	.00	.00	.00	.00
10023320 51220 11-10 INSUR	.00	.00	.00	.00	.00	.00
10023320 51220 11-11 INSUR	.00	.00	.00	.00	.00	.00
10023320 51220 11-12 INSUR	.00	.00	.00	.00	.00	.00
10023320 51220 11-16 INSUR	.00	.00	.00	.00	.00	.00
10023320 51220 12-07 INSUR	.00	.00	.00	.00	.00	.00
10023320 51220 12-10 INSUR	.00	.00	.00	.00	.00	.00
10023320 51220 12-11 INSUR	.00	.00	.00	.00	.00	.00
10023320 51220 12-13 INSUR	.00	.00	.00	.00	.00	.00
10023320 51220 12-20 INSUR	.00	.00	.00	.00	.00	.00
10023320 51220 12-21 INSUR	.00	.00	.00	.00	.00	.00
10023320 51220 13-01 INSUR	.00	.00	.00	.00	.00	.00
10023320 51220 13-06 INSUR	.00	.00	.00	.00	.00	.00
10023320 51220 13-07 INSUR	.00	.00	.00	.00	.00	.00
10023320 51220 13-09 INSUR	.00	.00	.00	.00	.00	.00
10023320 51220 13-10 INSUR	.00	.00	.00	.00	.00	.00
10023320 51220 13-13 INSUR	.00	.00	.00	.00	.00	.00
10023320 51220 13-16 INSUR	.00	.00	.00	.00	.00	.00
10023320 51220 13-17 INSUR	.00	.00	.00	.00	.00	.00
10023320 51220 13-18 INSUR	.00	.00	.00	.00	.00	.00
10023320 51220 13-20 INSUR	.00	.00	.00	.00	.00	.00
10023320 51220 13-22 INSUR	.00	.00	.00	.00	.00	.00
10023320 51220 13-28 INSUR	.00	.00	.00	.00	.00	.00
10023320 51220 PAL16 INSUR	.00	.00	.00	.00	.00	.00
10023320 51230 W-COMP	7,158.00	8,669.00	14,280.00	14,280.00	.00	.00
10023320 51230 09-31 W-COMP	.00	.00	.00	.00	.00	.00
10023320 51230 10-20 W-COMP	.00	.00	.00	.00	.00	.00
10023320 51230 10-22 W-COMP	.00	.00	.00	.00	.00	.00
10023320 51230 11-01 W-COMP	.00	.00	.00	.00	.00	.00
10023320 51230 11-04 W-COMP	.00	.00	.00	.00	.00	.00
10023320 51230 11-09 W-COMP	.00	.00	.00	.00	.00	.00
10023320 51230 11-10 W-COMP	.00	.00	.00	.00	.00	.00
10023320 51230 11-11 W-COMP	.00	.00	.00	.00	.00	.00
10023320 51230 11-12 W-COMP	.00	.00	.00	.00	.00	.00
10023320 51230 11-16 W-COMP	.00	.00	.00	.00	.00	.00
10023320 51230 12-07 W-COMP	.00	.00	.00	.00	.00	.00
10023320 51230 12-10 W-COMP	.00	.00	.00	.00	.00	.00
10023320 51230 12-11 W-COMP	.00	.00	.00	.00	.00	.00
10023320 51230 12-13 W-COMP	.00	.00	.00	.00	.00	.00

TEMPLATE DRAFT

PROJECTION: 20181 2017-18 Budget FOR PERIOD 99

GENERAL FUND	2016 REVISED BUD	2017 REVISED BUD	2018 DEPT REQ	2018 BUDGET REV	2018 CITY MGR	2018 COUNCIL
10023320 51230 12-20 W-COMP	.00	.00	.00	.00	.00	.00
10023320 51230 12-21 W-COMP	.00	.00	.00	.00	.00	.00
10023320 51230 13-01 W-COMP	.00	.00	.00	.00	.00	.00
10023320 51230 13-06 W-COMP	.00	.00	.00	.00	.00	.00
10023320 51230 13-07 W-COMP	.00	.00	.00	.00	.00	.00
10023320 51230 13-09 W-COMP	.00	.00	.00	.00	.00	.00
10023320 51230 13-10 W-COMP	.00	.00	.00	.00	.00	.00
10023320 51230 13-13 W-COMP	.00	.00	.00	.00	.00	.00
10023320 51230 13-16 W-COMP	.00	.00	.00	.00	.00	.00
10023320 51230 13-17 W-COMP	.00	.00	.00	.00	.00	.00
10023320 51230 13-18 W-COMP	.00	.00	.00	.00	.00	.00
10023320 51230 13-20 W-COMP	.00	.00	.00	.00	.00	.00
10023320 51230 13-22 W-COMP	.00	.00	.00	.00	.00	.00
10023320 51230 13-28 W-COMP	.00	.00	.00	.00	.00	.00
10023320 51230 PAL16 W-COMP	.00	.00	.00	.00	.00	.00
10023320 51240 MEDICARE	2,452.00	2,592.00	3,759.00	3,759.00	.00	.00
10023320 51240 09-31 MEDICARE	.00	.00	.00	.00	.00	.00
10023320 51240 10-20 MEDICARE	.00	.00	.00	.00	.00	.00
10023320 51240 10-22 MEDICARE	.00	.00	.00	.00	.00	.00
10023320 51240 11-01 MEDICARE	.00	.00	.00	.00	.00	.00
10023320 51240 11-04 MEDICARE	.00	.00	.00	.00	.00	.00
10023320 51240 11-09 MEDICARE	.00	.00	.00	.00	.00	.00
10023320 51240 11-10 MEDICARE	.00	.00	.00	.00	.00	.00
10023320 51240 11-11 MEDICARE	.00	.00	.00	.00	.00	.00
10023320 51240 11-12 MEDICARE	.00	.00	.00	.00	.00	.00
10023320 51240 11-16 MEDICARE	.00	.00	.00	.00	.00	.00
10023320 51240 12-07 MEDICARE	.00	.00	.00	.00	.00	.00
10023320 51240 12-10 MEDICARE	.00	.00	.00	.00	.00	.00
10023320 51240 12-11 MEDICARE	.00	.00	.00	.00	.00	.00
10023320 51240 12-13 MEDICARE	.00	.00	.00	.00	.00	.00
10023320 51240 12-20 MEDICARE	.00	.00	.00	.00	.00	.00
10023320 51240 12-21 MEDICARE	.00	.00	.00	.00	.00	.00
10023320 51240 13-01 MEDICARE	.00	.00	.00	.00	.00	.00
10023320 51240 13-06 MEDICARE	.00	.00	.00	.00	.00	.00
10023320 51240 13-07 MEDICARE	.00	.00	.00	.00	.00	.00
10023320 51240 13-09 MEDICARE	.00	.00	.00	.00	.00	.00
10023320 51240 13-10 MEDICARE	.00	.00	.00	.00	.00	.00
10023320 51240 13-13 MEDICARE	.00	.00	.00	.00	.00	.00
10023320 51240 13-16 MEDICARE	.00	.00	.00	.00	.00	.00
10023320 51240 13-17 MEDICARE	.00	.00	.00	.00	.00	.00
10023320 51240 13-18 MEDICARE	.00	.00	.00	.00	.00	.00
10023320 51240 13-20 MEDICARE	.00	.00	.00	.00	.00	.00
10023320 51240 13-22 MEDICARE	.00	.00	.00	.00	.00	.00
10023320 51240 13-28 MEDICARE	.00	.00	.00	.00	.00	.00

TEMPLATE DRAFT

PROJECTION: 20181 2017-18 Budget FOR PERIOD 99

GENERAL FUND				2016 REVISED BUD	2017 REVISED BUD	2018 DEPT REQ	2018 BUDGET REV	2018 CITY MGR	2018 COUNCIL
10023320	51240	PAL16	MEDICARE	.00	.00	.00	.00	.00	.00
10023320	51250		UNEMPLY	1,698.00	1,792.00	2,602.00	2,602.00	.00	.00
10023320	51250	09-31	UNEMPLY	.00	.00	.00	.00	.00	.00
10023320	51250	10-20	UNEMPLY	.00	.00	.00	.00	.00	.00
10023320	51250	11-01	UNEMPLY	.00	.00	.00	.00	.00	.00
10023320	51250	11-04	UNEMPLY	.00	.00	.00	.00	.00	.00
10023320	51250	11-09	UNEMPLY	.00	.00	.00	.00	.00	.00
10023320	51250	11-10	UNEMPLY	.00	.00	.00	.00	.00	.00
10023320	51250	11-11	UNEMPLY	.00	.00	.00	.00	.00	.00
10023320	51250	11-12	UNEMPLY	.00	.00	.00	.00	.00	.00
10023320	51250	11-16	UNEMPLY	.00	.00	.00	.00	.00	.00
10023320	51250	12-07	UNEMPLY	.00	.00	.00	.00	.00	.00
10023320	51250	12-10	UNEMPLY	.00	.00	.00	.00	.00	.00
10023320	51250	12-11	UNEMPLY	.00	.00	.00	.00	.00	.00
10023320	51250	12-13	UNEMPLY	.00	.00	.00	.00	.00	.00
10023320	51250	12-20	UNEMPLY	.00	.00	.00	.00	.00	.00
10023320	51250	12-21	UNEMPLY	.00	.00	.00	.00	.00	.00
10023320	51250	13-01	UNEMPLY	.00	.00	.00	.00	.00	.00
10023320	51250	13-06	UNEMPLY	.00	.00	.00	.00	.00	.00
10023320	51250	13-07	UNEMPLY	.00	.00	.00	.00	.00	.00
10023320	51250	13-09	UNEMPLY	.00	.00	.00	.00	.00	.00
10023320	51250	13-10	UNEMPLY	.00	.00	.00	.00	.00	.00
10023320	51250	13-13	UNEMPLY	.00	.00	.00	.00	.00	.00
10023320	51250	13-16	UNEMPLY	.00	.00	.00	.00	.00	.00
10023320	51250	13-17	UNEMPLY	.00	.00	.00	.00	.00	.00
10023320	51250	13-18	UNEMPLY	.00	.00	.00	.00	.00	.00
10023320	51250	13-20	UNEMPLY	.00	.00	.00	.00	.00	.00
10023320	51250	13-22	UNEMPLY	.00	.00	.00	.00	.00	.00
10023320	51250	13-28	UNEMPLY	.00	.00	.00	.00	.00	.00
10023320	51250	PAL16	UNEMPLY	.00	.00	.00	.00	.00	.00
10023320	51290		CELL PHONE	330.00	330.00	720.00	720.00	.00	.00
TOTAL BUILDING INSPECTION				232,554.00	248,403.00	341,487.91	341,487.91	.00	.00
24	PUBLIC WORKS								
242	ENGINEERING/STREETS								
10024210	51110		REG SAL	90,969.00	59,376.00	102,992.00	102,992.00	.00	.00
10024210	51120		N-REG SAL	.00	.00	.00	.00	.00	.00
10024210	51130		OT SAL	.00	.00	.00	.00	.00	.00
10024210	51150		ACC SALB	.00	.00	.00	.00	.00	.00

TEMPLATE DRAFT

PROJECTION: 20181 2017-18 Budget FOR PERIOD 99

GENERAL FUND			2016 REVISED BUD	2017 REVISED BUD	2018 DEPT REQ	2018 BUDGET REV	2018 CITY MGR	2018 COUNCIL
10024210 51210		PERS	26,790.00	18,742.00	11,713.00	11,713.00	.00	.00
10024210 51211		PERS LIAB	.00	.00	12,422.82	12,422.82	.00	.00
10024210 51220		INSUR	12,177.00	7,893.00	9,831.00	9,831.00	.00	.00
10024210 51230		W-COMP	4,269.00	3,179.00	6,171.00	6,171.00	.00	.00
10024210 51240		MEDICARE	1,458.00	935.00	1,599.00	1,599.00	.00	.00
10024210 51250		UNEMPLY	997.00	626.00	1,099.00	1,099.00	.00	.00
10024210 51260		FICA	.00	.00	.00	.00	.00	.00
10024210 51290		CELL PHONE	387.00	158.00	130.00	130.00	.00	.00
10024220 51110		REG SAL	255,348.00	259,052.00	265,119.00	265,119.00	.00	.00
10024220 51110	13006	REG SAL	.00	.00	.00	.00	.00	.00
10024220 51110	13013	REG SAL	.00	.00	.00	.00	.00	.00
10024220 51110	15097	REG SAL	.00	.00	.00	.00	.00	.00
10024220 51110	15999	REG SAL	.00	.00	.00	.00	.00	.00
10024220 51110	17990	REG SAL	.00	.00	.00	.00	.00	.00
10024220 51120		N-REG SAL	.00	.00	15,000.00	15,000.00	.00	.00
10024220 51120	15999	N-REG SAL	.00	.00	.00	.00	.00	.00
10024220 51120	17990	N-REG SAL	.00	.00	.00	.00	.00	.00
10024220 51130		OT SAL	12,000.00	5,000.00	5,000.00	5,000.00	.00	.00
10024220 51130	13006	OT SAL	.00	.00	.00	.00	.00	.00
10024220 51130	15999	OT SAL	.00	.00	.00	.00	.00	.00
10024220 51130	17990	OT SAL	.00	.00	.00	.00	.00	.00
10024220 51140		S-BY SAL	.00	.00	16,000.00	16,000.00	.00	.00
10024220 51150		ACC SALB	.00	.00	.00	.00	.00	.00
10024220 51210		PERS	75,471.00	83,485.00	33,065.00	33,065.00	.00	.00
10024220 51210	13006	PERS	.00	.00	.00	.00	.00	.00
10024220 51210	13013	PERS	.00	.00	.00	.00	.00	.00
10024220 51210	15097	PERS	.00	.00	.00	.00	.00	.00
10024220 51210	15999	PERS	.00	.00	.00	.00	.00	.00
10024220 51210	17990	PERS	.00	.00	.00	.00	.00	.00
10024220 51211		PERS LIAB	.00	.00	50,100.79	50,100.79	.00	.00
10024220 51220		INSUR	74,632.00	65,519.00	66,929.00	66,929.00	.00	.00
10024220 51220	13006	INSUR	.00	.00	.00	.00	.00	.00
10024220 51220	13013	INSUR	.00	.00	.00	.00	.00	.00
10024220 51220	15097	INSUR	.00	.00	.00	.00	.00	.00
10024220 51220	15999	INSUR	.00	.00	.00	.00	.00	.00
10024220 51220	17990	INSUR	.00	.00	.00	.00	.00	.00
10024220 51230		W-COMP	13,926.00	15,705.00	19,128.00	19,128.00	.00	.00
10024220 51230	13006	W-COMP	.00	.00	.00	.00	.00	.00
10024220 51230	13013	W-COMP	.00	.00	.00	.00	.00	.00
10024220 51230	15097	W-COMP	.00	.00	.00	.00	.00	.00
10024220 51230	15999	W-COMP	.00	.00	.00	.00	.00	.00
10024220 51230	17990	W-COMP	.00	.00	.00	.00	.00	.00
10024220 51240		MEDICARE	4,748.00	4,677.00	5,024.00	5,024.00	.00	.00
10024220 51240	13006	MEDICARE	.00	.00	.00	.00	.00	.00

TEMPLATE DRAFT

PROJECTION: 20181 2017-18 Budget FOR PERIOD 99

GENERAL FUND			2016 REVISED BUD	2017 REVISED BUD	2018 DEPT REQ	2018 BUDGET REV	2018 CITY MGR	2018 COUNCIL
10024220	51240	13013 MEDICARE	.00	.00	.00	.00	.00	.00
10024220	51240	15097 MEDICARE	.00	.00	.00	.00	.00	.00
10024220	51240	15999 MEDICARE	.00	.00	.00	.00	.00	.00
10024220	51240	17990 MEDICARE	.00	.00	.00	.00	.00	.00
10024220	51250	UNEMPLY	3,280.00	3,227.00	3,465.00	3,465.00	.00	.00
10024220	51250	13006 UNEMPLY	.00	.00	.00	.00	.00	.00
10024220	51250	13013 UNEMPLY	.00	.00	.00	.00	.00	.00
10024220	51250	15097 UNEMPLY	.00	.00	.00	.00	.00	.00
10024220	51250	15999 UNEMPLY	.00	.00	.00	.00	.00	.00
10024220	51250	17990 UNEMPLY	.00	.00	.00	.00	.00	.00
10024220	51260	FICA	.00	.00	931.00	931.00	.00	.00
10024220	51260	15999 FICA	.00	.00	.00	.00	.00	.00
10024220	51260	17990 FICA	.00	.00	.00	.00	.00	.00
10024220	51290	CELL PHONE	1,566.00	1,024.00	993.00	993.00	.00	.00
10024224	51110	REG SAL	58,617.00	105,047.00	117,862.00	117,862.00	.00	.00
10024224	51120	N-REG SAL	.00	.00	.00	.00	.00	.00
10024224	51130	OT SAL	.00	3,400.00	1,000.00	1,000.00	.00	.00
10024224	51140	S-BY SAL	.00	.00	.00	.00	.00	.00
10024224	51150	ACC SALB	.00	.00	.00	.00	.00	.00
10024224	51210	PERS	17,484.00	33,470.00	14,974.00	14,974.00	.00	.00
10024224	51211	PERS LIAB	.00	.00	22,646.98	22,646.98	.00	.00
10024224	51220	INSUR	16,898.00	18,408.00	22,385.00	22,385.00	.00	.00
10024224	51230	W-COMP	3,212.00	5,940.00	7,745.00	7,745.00	.00	.00
10024224	51240	MEDICARE	1,102.00	1,774.00	2,045.00	2,045.00	.00	.00
10024224	51250	UNEMPLY	767.00	1,237.00	1,421.00	1,421.00	.00	.00
10024224	51260	FICA	.00	.00	.00	.00	.00	.00
10024224	51290	CELL STPND	159.00	492.00	333.00	333.00	.00	.00
TOTAL ENGINEERING/STREETS			676,257.00	698,366.00	817,124.59	817,124.59	.00	.00
243	CORPORATION YARD							
10024300	51110	REG SAL	.00	.00	.00	.00	.00	.00
10024300	51130	OT SAL	.00	.00	.00	.00	.00	.00
10024300	51150	ACC SALB	.00	.00	.00	.00	.00	.00
10024300	51210	PERS	.00	.00	.00	.00	.00	.00
10024300	51220	INSUR	.00	.00	.00	.00	.00	.00
10024300	51230	W-COMP	.00	.00	.00	.00	.00	.00
10024300	51240	MEDICARE	.00	.00	.00	.00	.00	.00
10024300	51250	UNEMPLY	.00	.00	.00	.00	.00	.00
10024300	51290	CELL PHONE	.00	.00	.00	.00	.00	.00
TOTAL CORPORATION YARD			.00	.00	.00	.00	.00	.00
TOTAL PERSONNEL			4,252,244.00	4,589,748.00	13,872,207.23	13,872,207.23	.00	.00

TEMPLATE DRAFT

PROJECTION: 20181 2017-18 Budget FOR PERIOD 99

GENERAL FUND			2016 REVISED BUD	2017 REVISED BUD	2018 DEPT REQ	2018 BUDGET REV	2018 CITY MGR	2018 COUNCIL
52	OPERATIONS							
00	NON-DEPARTMENTAL							
000	UNDEFINED							
10000000	59400	OTHER EXP	.00	.00	.00	.00	.00	.00
10000000	62101	ADMIN OVHD	.00	.00	-19,297.00	-19,297.00	.00	.00
TOTAL UNDEFINED			.00	.00	-19,297.00	-19,297.00	.00	.00
10	CITY COUNCIL							
100	CITY COUNCIL							
10010000	54100	SUPPLIES	2,150.00	1,850.00	600.00	600.00	.00	.00
10010000	54101	POSTG COST	50.00	50.00	25.00	25.00	.00	.00
10010000	55100	TELEPHONE	400.00	400.00	400.00	400.00	.00	.00
10010000	55210	UTILITY	.00	.00	.00	.00	.00	.00
10010000	56300	BLDG M&R	.00	.00	.00	.00	.00	.00
10010000	57100	CONF TRAIN	4,500.00	4,500.00	4,500.00	4,500.00	.00	.00
10010000	57300	MEMB SUBS	.00	.00	200.00	200.00	.00	.00
10010000	62101	ADMIN OVHD	.00	.00	-87,562.00	-87,562.00	.00	.00
TOTAL CITY COUNCIL			7,100.00	6,800.00	-81,837.00	-81,837.00	.00	.00
11	CITY CLERK (OLD)							
111	CITY CLERK (OLD)							
10011100	52100	CONT SVCS	15,400.00	15,300.00	.00	.00	.00	.00
10011100	52100	12-10 CONT SVCS	.00	.00	.00	.00	.00	.00
10011100	52150	LEGAL EXP	9,500.00	9,500.00	.00	.00	.00	.00
10011100	52150	11-01 LEGAL EXP	.00	.00	.00	.00	.00	.00
10011100	52150	1174 LEGAL EXP	.00	.00	.00	.00	.00	.00
10011100	52150	12-07 LEGAL EXP	.00	.00	.00	.00	.00	.00

TEMPLATE DRAFT

PROJECTION: 20181 2017-18 Budget FOR PERIOD 99

GENERAL FUND			2016 REVISED BUD	2017 REVISED BUD	2018 DEPT REQ	2018 BUDGET REV	2018 CITY MGR	2018 COUNCIL
10011100	52150	12-10 LEGAL EXP	.00	.00	.00	.00	.00	.00
10011100	52150	12-11 LEGAL EXP	.00	.00	.00	.00	.00	.00
10011100	52150	1257 LEGAL EXP	.00	.00	.00	.00	.00	.00
10011100	52150	13-07 LEGAL EXP	.00	.00	.00	.00	.00	.00
10011100	52150	13-13 LEGAL EXP	.00	.00	.00	.00	.00	.00
10011100	52150	13-16 LEGAL EXP	.00	.00	.00	.00	.00	.00
10011100	52150	13-17 LEGAL EXP	.00	.00	.00	.00	.00	.00
10011100	52150	13-28 LEGAL EXP	.00	.00	.00	.00	.00	.00
10011100	52150	1414 LEGAL EXP	.00	.00	.00	.00	.00	.00
10011100	52150	163 LEGAL EXP	.00	.00	.00	.00	.00	.00
10011100	52150	258 LEGAL EXP	.00	.00	.00	.00	.00	.00
10011100	52150	266 LEGAL EXP	.00	.00	.00	.00	.00	.00
10011100	52150	422 LEGAL EXP	.00	.00	.00	.00	.00	.00
10011100	52150	46 LEGAL EXP	.00	.00	.00	.00	.00	.00
10011100	52150	623 LEGAL EXP	.00	.00	.00	.00	.00	.00
10011100	52150	707 LEGAL EXP	.00	.00	.00	.00	.00	.00
10011100	52150	749 LEGAL EXP	.00	.00	.00	.00	.00	.00
10011100	52150	875 LEGAL EXP	.00	.00	.00	.00	.00	.00
10011100	52150	MHRNT LEGAL EXP	.00	.00	.00	.00	.00	.00
10011100	54100	SUPPLIES	2,500.00	2,000.00	.00	.00	.00	.00
10011100	54100	COMP SUPPLIES	.00	.00	.00	.00	.00	.00
10011100	54101	POSTG COST	100.00	100.00	.00	.00	.00	.00
10011100	54320	SOFTWARE	.00	.00	.00	.00	.00	.00
10011100	55100	TELEPHONE	350.00	350.00	.00	.00	.00	.00
10011100	55210	UTILITY	.00	.00	.00	.00	.00	.00
10011100	56120	EQUIP M&R	250.00	200.00	.00	.00	.00	.00
10011100	56300	BLDG M&R	.00	.00	.00	.00	.00	.00
10011100	57100	CONF TRAIN	2,300.00	4,500.00	.00	.00	.00	.00
10011100	57300	MEMB SUBS	270.00	385.00	.00	.00	.00	.00
TOTAL CITY CLERK (OLD)			30,670.00	32,335.00	.00	.00	.00	.00
113	ELECTIONS							
10011300	52100	CONT SVCS	.00	15,000.00	.00	.00	.00	.00
10011300	54100	SUPPLIES	.00	.00	.00	.00	.00	.00
10011300	54101	POSTG COST	.00	.00	.00	.00	.00	.00
TOTAL ELECTIONS			.00	15,000.00	.00	.00	.00	.00
12	CITY MANAGER'S OFFICE							
121	CITY MANAGER							
10012100	52100	CONT SVCS	9,600.00	9,600.00	9,600.00	9,600.00	.00	.00

TEMPLATE DRAFT

PROJECTION: 20181 2017-18 Budget FOR PERIOD 99

GENERAL FUND			2016 REVISED BUD	2017 REVISED BUD	2018 DEPT REQ	2018 BUDGET REV	2018 CITY MGR	2018 COUNCIL
10012100 54100		SUPPLIES	3,500.00	3,500.00	3,500.00	3,500.00	.00	.00
10012100 54101		POSTG COST	300.00	100.00	100.00	100.00	.00	.00
10012100 55100		TELEPHONE	1,540.00	1,540.00	.00	.00	.00	.00
10012100 55210		UTILITY	.00	.00	.00	.00	.00	.00
10012100 56300		BLDG M&R	840.00	.00	.00	.00	.00	.00
10012100 57100		CONF TRAIN	7,100.00	7,100.00	7,100.00	7,100.00	.00	.00
10012100 57300		MEMB SUBS	2,200.00	2,200.00	2,200.00	2,200.00	.00	.00
10012100 62101		ADMIN OVHD	.00	.00	-461,471.00	-461,471.00	.00	.00
TOTAL CITY MANAGER			25,080.00	24,040.00	-438,971.00	-438,971.00	.00	.00
122 CITY-WIDE ADMIN SERVICES								
10012200 52100		CONT SVCS	.00	.00	35,000.00	35,000.00	.00	.00
10012200 54100		SUPPLIES	15,000.00	20,000.00	20,000.00	20,000.00	.00	.00
10012200 54100	COMP	SUPPLIES	.00	.00	.00	.00	.00	.00
10012200 54101		POSTG COST	.00	.00	.00	.00	.00	.00
10012200 55100		TELEPHONE	1,805.00	.00	.00	.00	.00	.00
10012200 55210		UTILITY	.00	.00	.00	.00	.00	.00
10012200 56120		EQUIP M&R	3,000.00	.00	.00	.00	.00	.00
10012200 56300		BLDG M&R	.00	.00	.00	.00	.00	.00
10012200 57100		CONF TRAIN	.00	.00	.00	.00	.00	.00
10012200 57300		MEMB SUBS	.00	.00	41,800.00	41,800.00	.00	.00
10012200 62101		ADMIN OVHD	.00	.00	-216,715.00	-216,715.00	.00	.00
10012200 94500		LEASE PAY	23,400.00	23,400.00	.00	.00	.00	.00
TOTAL CITY-WIDE ADMIN SERVIC			43,205.00	43,400.00	-119,915.00	-119,915.00	.00	.00
123 COMMUNITY OUTREACH/PUBLIC INFO								
10012300 52100		CONT SVCS	.00	.00	2,500.00	2,500.00	.00	.00
10012300 52510		ADV PROMO	.00	.00	6,500.00	6,500.00	.00	.00
10012300 54100		SUPPLIES	.00	.00	17,000.00	17,000.00	.00	.00
TOTAL COMMUNITY OUTREACH/PUB			.00	.00	26,000.00	26,000.00	.00	.00
124 MISC GENERAL GOVT ACTIVITIES								
10012400 52100		CONT SVCS	60,000.00	35,000.00	.00	.00	.00	.00
10012400 52100	13048	CONT SVCS	.00	.00	.00	.00	.00	.00
10012400 52100	PAL16	CONT SVCS	.00	.00	.00	.00	.00	.00

TEMPLATE DRAFT

PROJECTION: 20181 2017-18 Budget FOR PERIOD 99

GENERAL FUND			2016 REVISED BUD	2017 REVISED BUD	2018 DEPT REQ	2018 BUDGET REV	2018 CITY MGR	2018 COUNCIL
10012400 55210		UTILITY	.00	.00	.00	.00	.00	.00
10012400 57300		MEMB SUBS	40,000.00	41,800.00	.00	.00	.00	.00
TOTAL MISC GENERAL GOVT ACTI			100,000.00	76,800.00	.00	.00	.00	.00
125 CITY CLERK								
10012500 52100		CONT SVCS	.00	.00	.00	.00	.00	.00
10012500 52100	12-10	CONT SVCS	.00	.00	5,000.00	5,000.00	.00	.00
10012500 52150		LEGAL EXP	.00	.00	9,500.00	9,500.00	.00	.00
10012500 52150	11-01	LEGAL EXP	.00	.00	.00	.00	.00	.00
10012500 52150	1174	LEGAL EXP	.00	.00	.00	.00	.00	.00
10012500 52150	12-07	LEGAL EXP	.00	.00	.00	.00	.00	.00
10012500 52150	12-10	LEGAL EXP	.00	.00	.00	.00	.00	.00
10012500 52150	12-11	LEGAL EXP	.00	.00	.00	.00	.00	.00
10012500 52150	1257	LEGAL EXP	.00	.00	.00	.00	.00	.00
10012500 52150	13-07	LEGAL EXP	.00	.00	.00	.00	.00	.00
10012500 52150	13-13	LEGAL EXP	.00	.00	.00	.00	.00	.00
10012500 52150	13-16	LEGAL EXP	.00	.00	.00	.00	.00	.00
10012500 52150	13-17	LEGAL EXP	.00	.00	.00	.00	.00	.00
10012500 52150	13-28	LEGAL EXP	.00	.00	.00	.00	.00	.00
10012500 52150	1414	LEGAL EXP	.00	.00	.00	.00	.00	.00
10012500 52150	163	LEGAL EXP	.00	.00	.00	.00	.00	.00
10012500 52150	258	LEGAL EXP	.00	.00	.00	.00	.00	.00
10012500 52150	266	LEGAL EXP	.00	.00	.00	.00	.00	.00
10012500 52150	422	LEGAL EXP	.00	.00	.00	.00	.00	.00
10012500 52150	46	LEGAL EXP	.00	.00	.00	.00	.00	.00
10012500 52150	623	LEGAL EXP	.00	.00	.00	.00	.00	.00
10012500 52150	707	LEGAL EXP	.00	.00	.00	.00	.00	.00
10012500 52150	749	LEGAL EXP	.00	.00	.00	.00	.00	.00
10012500 52150	875	LEGAL EXP	.00	.00	.00	.00	.00	.00
10012500 52150	MHRNT	LEGAL EXP	.00	.00	.00	.00	.00	.00
10012500 54100		SUPPLIES	.00	.00	2,000.00	2,000.00	.00	.00
10012500 54100	COMP	SUPPLIES	.00	.00	.00	.00	.00	.00
10012500 54101		POSTG COST	.00	.00	100.00	100.00	.00	.00
10012500 54320		SOFTWARE	.00	.00	37,020.00	37,020.00	.00	.00
10012500 55100		TELEPHONE	.00	.00	350.00	350.00	.00	.00
10012500 55210		UTILITY	.00	.00	.00	.00	.00	.00
10012500 56120		EQUIP M&R	.00	.00	200.00	200.00	.00	.00
10012500 56300		BLDG M&R	.00	.00	.00	.00	.00	.00
10012500 57100		CONF TRAIN	.00	.00	5,800.00	5,800.00	.00	.00
10012500 57300		MEMB SUBS	.00	.00	445.00	445.00	.00	.00
10012500 62101		ADMIN OVHD	.00	.00	-263,493.00	-263,493.00	.00	.00

TEMPLATE DRAFT

PROJECTION: 20181 2017-18 Budget FOR PERIOD 99

TEMPLATE DRAFT

GENERAL FUND			2016 REVISED BUD	2017 REVISED BUD	2018 DEPT REQ	2018 BUDGET REV	2018 CITY MGR	2018 COUNCIL
TOTAL CITY CLERK			.00	.00	-203,078.00	-203,078.00	.00	.00
126 ECONOMIC DEVELOPMENT								
10012600 52100		CONT SVCS	.00	.00	.00	.00	.00	.00
10012600 52510		ADV PROMO	.00	.00	.00	.00	.00	.00
10012600 54100		SUPPLIES	.00	.00	.00	.00	.00	.00
10012600 54100	COMP	SUPPLIES	.00	.00	.00	.00	.00	.00
10012600 54101		POSTG COST	.00	.00	.00	.00	.00	.00
10012600 55100		TELEPHONE	.00	.00	.00	.00	.00	.00
10012600 55210		UTILITY	.00	.00	.00	.00	.00	.00
10012600 57100		CONF TRAIN	.00	.00	7,500.00	7,500.00	.00	.00
10012600 57300		MEMB SUBS	.00	.00	.00	.00	.00	.00
TOTAL ECONOMIC DEVELOPMENT			.00	.00	7,500.00	7,500.00	.00	.00
13 FINANCE								
132 BUDGET MANAGEMENT								
10013200 54100		SUPPLIES	.00	.00	1,500.00	1,500.00	.00	.00
10013200 55100		TELEPHONE	.00	.00	.00	.00	.00	.00
10013200 57100		CONF TRAIN	.00	.00	9,000.00	9,000.00	.00	.00
10013200 57300		MEMB SUBS	.00	.00	829.00	829.00	.00	.00
10013200 62101		ADMIN OVHD	.00	.00	-171,850.00	-171,850.00	.00	.00
TOTAL BUDGET MANAGEMENT			.00	.00	-160,521.00	-160,521.00	.00	.00
134 ACCOUNTING								
10013400 52100		CONT SVCS	103,000.00	113,125.00	157,053.00	157,053.00	.00	.00
10013400 52100	UVSDL	CONT SVCS	.00	.00	.00	.00	.00	.00
10013400 54100		SUPPLIES	8,500.00	8,500.00	16,500.00	16,500.00	.00	.00
10013400 54100	COMP	SUPPLIES	.00	.00	.00	.00	.00	.00
10013400 54101		POSTG COST	2,200.00	2,200.00	4,000.00	4,000.00	.00	.00
10013400 54101	F02	POSTG COST	.00	.00	.00	.00	.00	.00
10013400 54330		COMP SUPP	.00	.00	3,400.00	3,400.00	.00	.00
10013400 55100		TELEPHONE	1,200.00	1,200.00	1,000.00	1,000.00	.00	.00
10013400 55210		UTILITY	.00	.00	.00	.00	.00	.00

PROJECTION: 20181 2017-18 Budget FOR PERIOD 99

GENERAL FUND			2016 REVISED BUD	2017 REVISED BUD	2018 DEPT REQ	2018 BUDGET REV	2018 CITY MGR	2018 COUNCIL
10013400	56120	EQUIP M&R	1,500.00	1,500.00	750.00	750.00	.00	.00
10013400	56300	BLDG M&R	.00	.00	.00	.00	.00	.00
10013400	57100	CONF TRAIN	4,000.00	4,500.00	20,000.00	20,000.00	.00	.00
10013400	57300	MEMB SUBS	850.00	1,220.00	1,755.00	1,755.00	.00	.00
10013400	59400	OTHER EXP	.00	.00	.00	.00	.00	.00
10013400	62101	ADMIN OVHD	.00	.00	-689,804.00	-689,804.00	.00	.00
10013400	94700	FINE PNLTY	.00	.00	.00	.00	.00	.00
TOTAL ACCOUNTING			121,250.00	132,245.00	-485,346.00	-485,346.00	.00	.00
14	CITY ATTORNEY							
140	CITY ATTORNEY							
10014000	52100	CONT SVCS	145,000.00	30,000.00	10,000.00	10,000.00	.00	.00
10014000	52100	11-01 CONT SVCS	.00	.00	.00	.00	.00	.00
10014000	52100	11-16 CONT SVCS	.00	.00	.00	.00	.00	.00
10014000	52100	12-07 CONT SVCS	.00	.00	.00	.00	.00	.00
10014000	52100	14019 CONT SVCS	.00	.00	.00	.00	.00	.00
10014000	52100	14020 CONT SVCS	.00	.00	.00	.00	.00	.00
10014000	52100	14024 CONT SVCS	.00	.00	.00	.00	.00	.00
10014000	52100	17004 CONT SVCS	.00	.00	.00	.00	.00	.00
10014000	52100	3110 CONT SVCS	.00	.00	.00	.00	.00	.00
10014000	52100	F02 CONT SVCS	.00	.00	.00	.00	.00	.00
10014000	52100	RINK CONT SVCS	.00	.00	.00	.00	.00	.00
10014000	52100	SW12 CONT SVCS	.00	.00	.00	.00	.00	.00
10014000	52100	SW13 CONT SVCS	.00	.00	.00	.00	.00	.00
10014000	52150	LEGAL EXP	48,600.00	135,000.00	80,000.00	80,000.00	.00	.00
10014000	52150	14021 LEGAL EXP	.00	.00	.00	.00	.00	.00
10014000	52150	14026 LEGAL EXP	.00	.00	.00	.00	.00	.00
10014000	52150	MHRNT LEGAL EXP	.00	.00	.00	.00	.00	.00
10014000	52150	PAL16 LEGAL EXP	.00	.00	.00	.00	.00	.00
10014000	55100	TELEPHONE	300.00	300.00	.00	.00	.00	.00
10014000	57100	CONF TRAIN	1,200.00	1,200.00	.00	.00	.00	.00
10014000	62101	ADMIN OVHD	.00	.00	-160,000.00	-160,000.00	.00	.00
TOTAL CITY ATTORNEY			195,100.00	166,500.00	-70,000.00	-70,000.00	.00	.00
15	CITY TREASURER							
151	CITY TREASURER							
10015100	52100	CONT SVCS	80,000.00	80,000.00	80,000.00	80,000.00	.00	.00

TEMPLATE DRAFT

PROJECTION: 20181 2017-18 Budget FOR PERIOD 99

GENERAL FUND			2016 REVISED BUD	2017 REVISED BUD	2018 DEPT REQ	2018 BUDGET REV	2018 CITY MGR	2018 COUNCIL
10015100 57300		MEMB SUBS	.00	.00	.00	.00	.00	.00
10015100 62101		ADMIN OVHD	.00	.00	-85,598.00	-85,598.00	.00	.00
TOTAL CITY TREASURER			80,000.00	80,000.00	-5,598.00	-5,598.00	.00	.00
16 HUMAN RESOURCES & RISK MGMT								
161 HUMAN RESOURCES								
10016100 52100		CONT SVCS	33,400.00	36,064.00	33,981.00	33,981.00	.00	.00
10016100 52151		AFLAC-PERS	5,500.00	5,500.00	5,500.00	5,500.00	.00	.00
10016100 54100		SUPPLIES	.00	.00	.00	.00	.00	.00
10016100 54101		POSTG COST	900.00	800.00	800.00	800.00	.00	.00
10016100 54160		HR-SPC SUP	2,000.00	2,000.00	2,000.00	2,000.00	.00	.00
10016100 54160	COMP	HR-SPC SUP	.00	.00	.00	.00	.00	.00
10016100 54161		HR BACK PH	5,000.00	5,000.00	10,000.00	10,000.00	.00	.00
10016100 54162		HR ADVERTI	10,000.00	10,000.00	25,000.00	25,000.00	.00	.00
10016100 54163		HR INT SUP	800.00	800.00	800.00	800.00	.00	.00
10016100 54164		HR FORMS	6,000.00	8,000.00	3,000.00	3,000.00	.00	.00
10016100 54164	COMP	HR FORMS	.00	.00	.00	.00	.00	.00
10016100 54165		HE FINGERP	700.00	700.00	800.00	800.00	.00	.00
10016100 54166		HR DOTTEST	1,652.00	1,652.00	2,130.00	2,130.00	.00	.00
10016100 54167		EMP DEV	13,200.00	12,000.00	12,000.00	12,000.00	.00	.00
10016100 54330		COMP SUPP	.00	.00	1,500.00	1,500.00	.00	.00
10016100 55100		TELEPHONE	800.00	800.00	.00	.00	.00	.00
10016100 55210		UTILITY	.00	.00	.00	.00	.00	.00
10016100 56300		BLDG M&R	.00	.00	.00	.00	.00	.00
10016100 57100		CONF TRAIN	5,400.00	5,400.00	6,600.00	6,600.00	.00	.00
10016100 57300		MEMB SUBS	7,285.00	3,000.00	3,045.00	3,045.00	.00	.00
10016100 62101		ADMIN OVHD	.00	.00	-483,012.00	-483,012.00	.00	.00
TOTAL HUMAN RESOURCES			92,637.00	91,716.00	-375,856.00	-375,856.00	.00	.00
17 ECONOMIC SUCCESSOR HOUSING GRA								
171 ECONOMIC DEVELOPMENT (OLD)								
10017100 52100		CONT SVCS	43,500.00	52,000.00	.00	.00	.00	.00
10017100 52510		ADV PROMO	1,000.00	.00	.00	.00	.00	.00
10017100 54100		SUPPLIES	6,600.00	2,000.00	.00	.00	.00	.00

TEMPLATE DRAFT

PROJECTION: 20181 2017-18 Budget FOR PERIOD 99

GENERAL FUND				2016 REVISED BUD	2017 REVISED BUD	2018 DEPT REQ	2018 BUDGET REV	2018 CITY MGR	2018 COUNCIL
10017100	54100	COMP	SUPPLIES	.00	.00	.00	.00	.00	.00
10017100	54101		POSTG COST	750.00	750.00	.00	.00	.00	.00
10017100	55100		TELEPHONE	.00	.00	.00	.00	.00	.00
10017100	55210		UTILITY	.00	.00	.00	.00	.00	.00
10017100	57100		CONF TRAIN	1,500.00	1,500.00	.00	.00	.00	.00
10017100	57300		MEMB SUBS	1,000.00	1,000.00	.00	.00	.00	.00
10017110	52100		CONT SVCS	.00	.00	.00	.00	.00	.00
10017110	52515		ADV & PUB	.00	.00	.00	.00	.00	.00
10017110	52600		RENT	.00	.00	.00	.00	.00	.00
10017110	54100		SUPPLIES	.00	.00	.00	.00	.00	.00
10017110	54101		POSTG COST	.00	.00	.00	.00	.00	.00
10017110	55100		TELEPHONE	.00	.00	.00	.00	.00	.00
10017110	57100		CONF TRAIN	.00	.00	.00	.00	.00	.00
10017110	57300		MEMB SUBS	.00	.00	.00	.00	.00	.00
TOTAL ECONOMIC DEVELOPMENT (				54,350.00	57,250.00	.00	.00	.00	.00
172	SUCCESSOR AGENCY								
10017200	52100		CONT SVCS	.00	14,000.00	40,242.00	40,242.00	.00	.00
10017200	52100	1010	CONT SVCS	.00	.00	.00	.00	.00	.00
10017200	52100	1011	CONT SVCS	.00	.00	.00	.00	.00	.00
10017200	52100	1014	CONT SVCS	.00	.00	.00	.00	.00	.00
10017200	52100	1017	CONT SVCS	.00	.00	.00	.00	.00	.00
10017200	52100	4117	CONT SVCS	.00	.00	.00	.00	.00	.00
10017200	52100	5117	CONT SVCS	.00	.00	.00	.00	.00	.00
10017200	52100	6117	CONT SVCS	.00	.00	.00	.00	.00	.00
10017200	52100	7117	CONT SVCS	.00	.00	.00	.00	.00	.00
10017200	52100	8117	CONT SVCS	.00	.00	.00	.00	.00	.00
10017200	54100		SUPPLIES	.00	.00	10,000.00	10,000.00	.00	.00
10017200	54100	4117	SUPPLIES	.00	.00	.00	.00	.00	.00
10017200	54100	5117	SUPPLIES	.00	.00	.00	.00	.00	.00
10017200	54100	6117	SUPPLIES	.00	.00	.00	.00	.00	.00
10017200	54100	7117	SUPPLIES	.00	.00	.00	.00	.00	.00
10017200	54100	8117	SUPPLIES	.00	.00	.00	.00	.00	.00
10017200	55100		TELEPHONE	.00	.00	.00	.00	.00	.00
TOTAL SUCCESSOR AGENCY				.00	14,000.00	50,242.00	50,242.00	.00	.00
18	COMMUNITY OUTREACH/PUBLIC INFO								
180	COMMUNITY OUTREACH/PIO								
10018000	52100		CONT SVCS	10,000.00	2,500.00	.00	.00	.00	.00

TEMPLATE DRAFT

PROJECTION: 20181 2017-18 Budget FOR PERIOD 99

GENERAL FUND		2016 REVISED BUD	2017 REVISED BUD	2018 DEPT REQ	2018 BUDGET REV	2018 CITY MGR	2018 COUNCIL
10018000 52510	ADV PROMO	11,500.00	6,500.00	.00	.00	.00	.00
10018000 54100	SUPPLIES	15,500.00	17,000.00	.00	.00	.00	.00
TOTAL COMMUNITY OUTREACH/PIO		37,000.00	26,000.00	.00	.00	.00	.00
20 POLICE							
000 UNDEFINED							
10020000 59400	OTHER EXP	.00	.00	.00	.00	.00	.00
TOTAL UNDEFINED		.00	.00	.00	.00	.00	.00
202 POLICE OPERATIONS							
10020210 52100	CONT SVCS	.00	.00	86,200.00	86,200.00	.00	.00
10020210 52180	SCRTY SVCS	.00	.00	468.00	468.00	.00	.00
10020210 54100	SUPPLIES	.00	.00	55,500.00	55,500.00	.00	.00
10020210 54101	POSTAGE	.00	.00	4,000.00	4,000.00	.00	.00
10020210 54201	PRISNR EXP	.00	.00	12,000.00	12,000.00	.00	.00
10020210 54202	MJR CRIME	.00	.00	7,500.00	7,500.00	.00	.00
10020210 54330	COMP SUPP	.00	.00	10,000.00	10,000.00	.00	.00
10020210 55100	TELEPHONE	.00	.00	31,460.00	31,460.00	.00	.00
10020210 56120	EQUIP M&R	.00	.00	3,500.00	3,500.00	.00	.00
10020210 56130	EXT SRVCS	.00	.00	45,000.00	45,000.00	.00	.00
10020210 56210	FUEL FLUID	.00	.00	60,000.00	60,000.00	.00	.00
10020210 57100	CONF TRAIN	.00	.00	60,000.00	60,000.00	.00	.00
10020210 57300	MEMB SUBS	.00	.00	7,000.00	7,000.00	.00	.00
10020210 59400	OTHER EXP	.00	.00	.00	.00	.00	.00
10020210 94500	LEASE PAY	.00	.00	.00	.00	.00	.00
10020214 52100	CONT SVCS	.00	.00	900.00	900.00	.00	.00
10020214 54100	SUPPLIES	.00	.00	2,000.00	2,000.00	.00	.00
10020214 57100	CONF TRAIN	.00	.00	1,500.00	1,500.00	.00	.00
10020216 52100	CONT SVCS	.00	.00	.00	.00	.00	.00
10020216 54100	SUPPLIES	.00	.00	.00	.00	.00	.00
10020216 55100	TELEPHONE	.00	.00	.00	.00	.00	.00
10020216 57100	CONF TRAIN	.00	.00	.00	.00	.00	.00
10020217 52100	CONT SVCS	78,500.00	78,500.00	.00	.00	.00	.00
10020218 52100	CONT SVCS	.00	.00	.00	.00	.00	.00
10020218 55100	TELEPHONE	.00	.00	.00	.00	.00	.00
10020220 52100	CONT SVCS	.00	.00	10,000.00	10,000.00	.00	.00

TEMPLATE DRAFT

PROJECTION: 20181 2017-18 Budget FOR PERIOD 99

GENERAL FUND			2016 REVISED BUD	2017 REVISED BUD	2018 DEPT REQ	2018 BUDGET REV	2018 CITY MGR	2018 COUNCIL
10020220 59101		FEES	.00	.00	20,000.00	20,000.00	.00	.00
10020224 52100		CONT SVCS	.00	.00	4,500.00	4,500.00	.00	.00
10020224 56130		EXT SRVCS	.00	.00	2,550.00	2,550.00	.00	.00
10020224 56210		FUEL FLUID	.00	.00	6,000.00	6,000.00	.00	.00
10020224 57100		CONF TRAIN	.00	.00	1,500.00	1,500.00	.00	.00
TOTAL POLICE OPERATIONS			78,500.00	78,500.00	431,578.00	431,578.00	.00	.00
21	FIRE							
212	CITY FIRE							
10021210 52100		CONT SVCS	.00	.00	290,748.00	145,374.00	.00	.00
10021210 52110		AMB BILL	.00	.00	.00	.00	.00	.00
10021210 52111		DEFIBMAINT	.00	.00	6,106.00	3,053.00	.00	.00
10021210 52303		REHIT SUPT	.00	.00	5,000.00	5,000.00	.00	.00
10021210 54100		SUPPLIES	.00	.00	16,702.79	24,790.00	.00	.00
10021210 54101		POSTAGE	.00	.00	40.00	40.00	.00	.00
10021210 54320		SOFTWARE	.00	.00	.00	.00	.00	.00
10021210 54330		COMP SUPP	.00	.00	5,000.00	5,000.00	.00	.00
10021210 55100		TELEPHONE	.00	.00	7,600.00	7,600.00	.00	.00
10021210 55210		UTILITY	.00	.00	25,000.00	25,000.00	.00	.00
10021210 56120		EQUIP M&R	.00	.00	28,500.00	28,500.00	.00	.00
10021210 56130		EXT SRVCS	.00	.00	25,000.00	25,000.00	.00	.00
10021210 56210		FUEL FLUID	.00	.00	20,000.00	20,000.00	.00	.00
10021210 56300		BLDG M&R	.00	.00	16,000.00	16,000.00	.00	.00
10021210 57100		CONF TRAIN	.00	.00	34,000.00	32,000.00	.00	.00
10021210 57300		MEMB SUBS	.00	.00	6,803.00	6,803.00	.00	.00
TOTAL CITY FIRE			.00	.00	486,499.79	344,160.00	.00	.00
22	COMMUNITY SERVICES							
221	PARKS							
10022100 52100		CONT SVCS	57,000.00	53,000.00	83,000.00	83,000.00	.00	.00
10022100 52100	12030	CONT SVCS	.00	.00	.00	.00	.00	.00
10022100 52100	12032	CONT SVCS	.00	.00	.00	.00	.00	.00
10022100 52100	15097	CONT SVCS	.00	.00	.00	.00	.00	.00
10022100 52180		SCRTY SVCS	8,000.00	4,500.00	5,000.00	5,000.00	.00	.00

TEMPLATE DRAFT

PROJECTION: 20181 2017-18 Budget FOR PERIOD 99

GENERAL FUND			2016 REVISED BUD	2017 REVISED BUD	2018 DEPT REQ	2018 BUDGET REV	2018 CITY MGR	2018 COUNCIL
10022100 52180	12030	SCRTY SVCS	.00	.00	.00	.00	.00	.00
10022100 52600		RENT	16,380.00	16,380.00	16,380.00	16,380.00	.00	.00
10022100 54100		SUPPLIES	52,956.00	50,000.00	51,500.00	51,500.00	.00	.00
10022100 54100	12023	SUPPLIES	.00	.00	.00	.00	.00	.00
10022100 54100	12030	SUPPLIES	.00	.00	.00	.00	.00	.00
10022100 54100	13035	SUPPLIES	.00	.00	.00	.00	.00	.00
10022100 54100	15097	SUPPLIES	.00	.00	.00	.00	.00	.00
10022100 54100	COMP	SUPPLIES	.00	.00	.00	.00	.00	.00
10022100 54101		POSTG COST	20.00	5.00	.00	.00	.00	.00
10022100 54102		SMALL TOOL	3,500.00	4,000.00	5,000.00	5,000.00	.00	.00
10022100 55100		TELEPHONE	825.00	500.00	500.00	500.00	.00	.00
10022100 55210		UTILITY	171,000.00	118,000.00	150,000.00	150,000.00	.00	.00
10022100 56120		EQUIP M&R	8,500.00	8,500.00	7,500.00	7,500.00	.00	.00
10022100 56130		EXT SRVCS	9,000.00	9,000.00	2,000.00	2,000.00	.00	.00
10022100 56210		FUEL FLUID	17,000.00	16,500.00	16,500.00	16,500.00	.00	.00
10022100 56300		BLDG M&R	.00	.00	.00	.00	.00	.00
10022100 56410		EQRENT PVT	.00	.00	5,000.00	5,000.00	.00	.00
10022100 57100		CONF TRAIN	2,544.00	4,500.00	7,000.00	7,000.00	.00	.00
10022100 57300		MEMB SUBS	1,000.00	1,000.00	1,000.00	1,000.00	.00	.00
10022100 59100		PTAX PAID	350.00	350.00	.00	.00	.00	.00
10022100 59400		OTHER EXP	6,000.00	8,000.00	7,000.00	7,000.00	.00	.00
TOTAL PARKS			354,075.00	294,235.00	357,380.00	357,380.00	.00	.00
223 AQUATICS								
10022300 52100		CONT SVCS	2,500.00	2,500.00	.00	.00	.00	.00
10022300 54100		SUPPLIES	19,000.00	19,000.00	19,000.00	19,000.00	.00	.00
10022300 54100	COMP	SUPPLIES	.00	.00	.00	.00	.00	.00
10022300 54106		SPEC SUPP	18,500.00	18,500.00	15,000.00	15,000.00	.00	.00
10022300 55100		TELEPHONE	850.00	1,000.00	.00	.00	.00	.00
10022300 55210		UTILITY	34,000.00	35,000.00	38,000.00	38,000.00	.00	.00
10022300 56120		EQUIP M&R	6,000.00	6,000.00	6,000.00	6,000.00	.00	.00
10022300 57100		CONF TRAIN	.00	.00	.00	.00	.00	.00
10022300 57101		CONF AQUAT	5,000.00	5,000.00	4,000.00	4,000.00	.00	.00
10022300 57102		CONF PARKS	1,000.00	1,000.00	1,000.00	1,000.00	.00	.00
TOTAL AQUATICS			86,850.00	88,000.00	83,000.00	83,000.00	.00	.00
225 BUILDING & GROUNDS MAINTENANCE								
10022500 52100		CONT SVCS	.00	.00	.00	.00	.00	.00

TEMPLATE DRAFT

PROJECTION: 20181 2017-18 Budget FOR PERIOD 99

GENERAL FUND			2016 REVISED BUD	2017 REVISED BUD	2018 DEPT REQ	2018 BUDGET REV	2018 CITY MGR	2018 COUNCIL
10022500 52100	15098	CONT SVCS	.00	.00	.00	.00	.00	.00
10022500 52100	15101	CONT SVCS	.00	.00	.00	.00	.00	.00
10022500 52180		SCRTY SVCS	.00	.00	.00	.00	.00	.00
10022500 54100		SUPPLIES	.00	.00	.00	.00	.00	.00
10022500 54100	COMP	SUPPLIES	.00	.00	.00	.00	.00	.00
10022500 54102		SMALL TOOL	.00	.00	.00	.00	.00	.00
10022500 55100		TELEPHONE	.00	.00	.00	.00	.00	.00
10022500 55210		UTILITY	.00	.00	.00	.00	.00	.00
10022500 56120		EQUIP M&R	.00	.00	.00	.00	.00	.00
10022500 56130		EXT SRVCS	.00	.00	.00	.00	.00	.00
10022500 56210		FUEL FLUID	.00	.00	.00	.00	.00	.00
10022500 56300		BLDG M&R	.00	.00	.00	.00	.00	.00
10022500 57100		CONF TRAIN	.00	.00	.00	.00	.00	.00
10022500 57300		MEMB SUBS	.00	.00	.00	.00	.00	.00
10022500 94500		LEASE PAY	.00	.00	.00	.00	.00	.00
TOTAL BUILDING & GROUNDS MAI			.00	.00	.00	.00	.00	.00
227 MUSEUM								
10022700 52100		CONT SVCS	.00	.00	.00	.00	.00	.00
10022700 52180		SCRTY SVCS	.00	.00	.00	.00	.00	.00
10022700 54100		SUPPLIES	.00	.00	.00	.00	.00	.00
10022700 54101		POSTG COST	.00	.00	.00	.00	.00	.00
10022700 55100		TELEPHONE	.00	.00	.00	.00	.00	.00
10022700 55210		UTILITY	.00	.00	.00	.00	.00	.00
10022700 56120		EQUIP M&R	.00	.00	.00	.00	.00	.00
10022700 56300		BLDG M&R	.00	.00	.00	.00	.00	.00
10022700 57300		MEMB SUBS	.00	.00	.00	.00	.00	.00
TOTAL MUSEUM			.00	.00	.00	.00	.00	.00
228 RECREATION								
10022800 54100		SUPPLIES	.00	.00	.00	.00	.00	.00
10022800 54101		POSTAGE	.00	.00	18,000.00	18,000.00	.00	.00
10022800 54320		SOFTWARE	.00	.00	.00	.00	.00	.00
10022810 52100		CONT SVCS	5,400.00	3,500.00	2,500.00	2,500.00	.00	.00
10022810 52600		RENT	12,000.00	11,004.00	20,004.00	20,004.00	.00	.00
10022810 54100		SUPPLIES	6,500.00	11,000.00	8,000.00	8,000.00	.00	.00
10022810 54100	COMP	SUPPLIES	.00	.00	.00	.00	.00	.00
10022810 54100	RINK	SUPPLIES	.00	.00	.00	.00	.00	.00

TEMPLATE DRAFT

PROJECTION: 20181 2017-18 Budget FOR PERIOD 99

GENERAL FUND		2016 REVISED BUD	2017 REVISED BUD	2018 DEPT REQ	2018 BUDGET REV	2018 CITY MGR	2018 COUNCIL
10022810 54101	POSTG COST	4,000.00	3,800.00	3,600.00	3,600.00	.00	.00
10022810 54320	SOFTWARE	.00	.00	2,800.00	2,800.00	.00	.00
10022810 54330	COMP SUPP	.00	.00	.00	.00	.00	.00
10022810 55100	TELEPHONE	1,800.00	1,800.00	.00	.00	.00	.00
10022810 55210	UTILITY	3,600.00	.00	.00	.00	.00	.00
10022810 56300	BLDG M&R	.00	.00	.00	.00	.00	.00
10022810 57100	CONF TRAIN	3,100.00	5,000.00	5,000.00	5,000.00	.00	.00
10022810 57300	MEMB SUBS	1,500.00	1,500.00	1,500.00	1,500.00	.00	.00
10022821 52100	CONT SVCS	12,500.00	11,500.00	12,000.00	12,000.00	.00	.00
10022821 54100	SUPPLIES	1,000.00	1,000.00	1,000.00	1,000.00	.00	.00
10022821 55100	TELEPHONE	.00	.00	.00	.00	.00	.00
10022822 52100	CONT SVCS	49,000.00	49,000.00	40,000.00	40,000.00	.00	.00
10022822 52180	SCRTY SVCS	400.00	400.00	300.00	300.00	.00	.00
10022822 54100	SUPPLIES	15,000.00	15,000.00	18,000.00	18,000.00	.00	.00
10022822 55100	TELEPHONE	.00	.00	.00	.00	.00	.00
10022823 52100	CONT SVCS	.00	.00	.00	.00	.00	.00
10022823 54100	SUPPLIES	.00	.00	.00	.00	.00	.00
10022823 55100	TELEPHONE	.00	.00	.00	.00	.00	.00
10022824 52100	CONT SVCS	.00	.00	.00	.00	.00	.00
10022824 54100	SUPPLIES	400.00	400.00	400.00	400.00	.00	.00
10022824 55100	TELEPHONE	.00	.00	.00	.00	.00	.00
10022831 52100	CONT SVCS	250.00	250.00	250.00	250.00	.00	.00
10022831 52600	RENT	1,000.00	1,000.00	2,000.00	2,000.00	.00	.00
10022831 54100	SUPPLIES	10,000.00	10,000.00	13,000.00	13,000.00	.00	.00
10022831 55100	TELEPHONE	.00	.00	.00	.00	.00	.00
10022832 52100	CONT SVCS	.00	.00	.00	.00	.00	.00
10022832 54100	SUPPLIES	2,800.00	2,800.00	2,500.00	2,500.00	.00	.00
10022832 55100	TELEPHONE	.00	.00	.00	.00	.00	.00
10022840 54100	SUPPLIES	12,000.00	12,000.00	12,000.00	12,000.00	.00	.00
10022840 54100 COMP	SUPPLIES	.00	.00	.00	.00	.00	.00
10022840 55100	TELEPHONE	.00	125.00	.00	.00	.00	.00
10022850 52100	CONT SVCS	80,000.00	75,000.00	70,000.00	70,000.00	.00	.00
10022850 54100	SUPPLIES	35,000.00	30,000.00	25,000.00	25,000.00	.00	.00
10022850 54101	POSTAGE	.00	.00	.00	.00	.00	.00
TOTAL RECREATION		257,250.00	246,079.00	257,854.00	257,854.00	.00	.00
229 INFORMATION TECHNOLOGY							
10022900 52100	CONT SVCS	.00	.00	.00	.00	.00	.00
10022900 54100	SUPPLIES	.00	.00	.00	.00	.00	.00
10022900 54101	POSTG COST	.00	.00	.00	.00	.00	.00
10022900 54320	SOFTWARE	.00	.00	.00	.00	.00	.00

TEMPLATE DRAFT

PROJECTION: 20181 2017-18 Budget FOR PERIOD 99

GENERAL FUND			2016 REVISED BUD	2017 REVISED BUD	2018 DEPT REQ	2018 BUDGET REV	2018 CITY MGR	2018 COUNCIL
10022900 55100		TELEPHONE	.00	.00	.00	.00	.00	.00
10022900 56120		EQUIP M&R	.00	.00	.00	.00	.00	.00
10022900 56300		BLDG M&R	.00	.00	.00	.00	.00	.00
10022900 57100		CONF TRAIN	.00	.00	.00	.00	.00	.00
10022900 57300		MEMB SUBS	.00	.00	.00	.00	.00	.00
TOTAL INFORMATION TECHNOLOGY			.00	.00	.00	.00	.00	.00
23 COMMUNITY DEVELOPMENT								
231 COMMUNITY PLANNING								
10023100 52100		CONT SVCS	12,600.00	18,000.00	22,489.00	22,489.00	.00	.00
10023100 52100	11-16	CONT SVCS	.00	.00	.00	.00	.00	.00
10023100 52100	2044	CONT SVCS	.00	.00	.00	.00	.00	.00
10023100 54100		SUPPLIES	3,000.00	6,000.00	2,000.00	2,000.00	.00	.00
10023100 54101		POSTG COST	1,500.00	1,500.00	1,500.00	1,500.00	.00	.00
10023100 54101	258	POSTAGE	.00	.00	.00	.00	.00	.00
10023100 54320		SOFTWARE	.00	.00	900.00	900.00	.00	.00
10023100 54330		COMP SUPP	.00	.00	4,000.00	4,000.00	.00	.00
10023100 55100		TELEPHONE	1,000.00	1,421.00	.00	.00	.00	.00
10023100 55100	11-16	TELEPHONE	.00	.00	.00	.00	.00	.00
10023100 55210		UTILITY	.00	.00	.00	.00	.00	.00
10023100 56120		EQUIP M&R	500.00	500.00	.00	.00	.00	.00
10023100 56300		BLDG M&R	.00	.00	.00	.00	.00	.00
10023100 57100		CONF TRAIN	4,000.00	6,500.00	8,000.00	8,000.00	.00	.00
10023100 57300		MEMB SUBS	.00	385.00	1,070.00	1,070.00	.00	.00
10023100 59101		FEES	.00	7,500.00	7,500.00	7,500.00	.00	.00
TOTAL COMMUNITY PLANNING			22,600.00	41,806.00	47,459.00	47,459.00	.00	.00
233 BUILDING INSPECTION								
10023320 52100		CONT SVCS	33,400.00	30,000.00	25,000.00	25,000.00	.00	.00
10023320 54100		SUPPLIES	4,000.00	4,000.00	2,000.00	2,000.00	.00	.00
10023320 54100	COMP	SUPPLIES	.00	.00	.00	.00	.00	.00
10023320 54101		POSTG COST	1,000.00	1,200.00	.00	.00	.00	.00
10023320 54330		COMP SUPP	.00	.00	3,000.00	3,000.00	.00	.00
10023320 55100		TELEPHONE	600.00	500.00	.00	.00	.00	.00
10023320 56120		EQUIP M&R	.00	500.00	500.00	500.00	.00	.00
10023320 56130		EXT SRVCS	1,400.00	1,400.00	1,500.00	1,500.00	.00	.00

TEMPLATE DRAFT

PROJECTION: 20181 2017-18 Budget FOR PERIOD 99

TEMPLATE DRAFT

GENERAL FUND			2016 REVISED BUD	2017 REVISED BUD	2018 DEPT REQ	2018 BUDGET REV	2018 CITY MGR	2018 COUNCIL
10023320 56300		BLDG M&R	.00	.00	.00	.00	.00	.00
10023320 57100		CONF TRAIN	4,000.00	6,000.00	6,000.00	6,000.00	.00	.00
10023320 57300		MEMB SUBS	800.00	800.00	1,000.00	1,000.00	.00	.00
TOTAL BUILDING INSPECTION			45,200.00	44,400.00	39,000.00	39,000.00	.00	.00
24 PUBLIC WORKS								
242 ENGINEERING/STREETS								
10024200 54320		SOFTWARE	.00	.00	.00	.00	.00	.00
10024210 52100		CONT SVCS	20,000.00	10,000.00	20,000.00	20,000.00	.00	.00
10024210 54100		SUPPLIES	5,000.00	5,000.00	15,000.00	15,000.00	.00	.00
10024210 54100	COMP	SUPPLIES	.00	.00	.00	.00	.00	.00
10024210 54101		POSTG COST	500.00	600.00	600.00	600.00	.00	.00
10024210 54320		SOFTWARE	.00	.00	900.00	900.00	.00	.00
10024210 55100		TELEPHONE	1,200.00	1,200.00	2,200.00	2,200.00	.00	.00
10024210 55210		UTILITY	.00	.00	.00	.00	.00	.00
10024210 56120		EQUIP M&R	800.00	600.00	600.00	600.00	.00	.00
10024210 56130		EXT SRVCS	500.00	500.00	600.00	600.00	.00	.00
10024210 56210		FUEL FLUID	500.00	500.00	1,500.00	1,500.00	.00	.00
10024210 56300		BLDG M&R	.00	.00	.00	.00	.00	.00
10024210 57100		CONF TRAIN	2,500.00	3,500.00	4,000.00	4,000.00	.00	.00
10024210 57300		MEMB SUBS	3,500.00	3,500.00	3,500.00	3,500.00	.00	.00
10024210 59101		FEES	2,841.00	.00	.00	.00	.00	.00
10024214 52100		CONT SVCS	30,000.00	20,000.00	25,000.00	25,000.00	.00	.00
10024214 54100		SUPPLIES	1,500.00	1,500.00	1,500.00	1,500.00	.00	.00
10024214 55210		UTILITY	1,500.00	7,000.00	7,000.00	7,000.00	.00	.00
10024220 52100		CONT SVCS	40,000.00	13,000.00	45,000.00	45,000.00	.00	.00
10024220 52180		SCRTY SVCS	.00	.00	.00	.00	.00	.00
10024220 54100		SUPPLIES	.00	.00	.00	.00	.00	.00
10024220 54100	13006	SUPPLIES	.00	.00	.00	.00	.00	.00
10024220 54101		POSTG COST	50.00	45.00	40.00	40.00	.00	.00
10024220 54102		SMALL TOOL	10,000.00	4,000.00	4,000.00	4,000.00	.00	.00
10024220 54120		PW SP SUPP	14,000.00	15,000.00	15,000.00	15,000.00	.00	.00
10024220 54120	17990	PW SP SUPP	.00	.00	.00	.00	.00	.00
10024220 54121		PW ASPHALT	49,222.00	50,000.00	80,000.00	80,000.00	.00	.00
10024220 54122		PW AGGREGA	7,000.00	3,000.00	5,000.00	5,000.00	.00	.00
10024220 54123		PW CRACK S	.00	.00	.00	.00	.00	.00
10024220 54124		PW CONCRET	13,000.00	6,000.00	7,000.00	7,000.00	.00	.00
10024220 54125		PW TR PANT	8,000.00	8,000.00	8,000.00	8,000.00	.00	.00
10024220 54126		PW TR PWDR	5,360.00	5,360.00	7,000.00	7,000.00	.00	.00

PROJECTION: 20181 2017-18 Budget FOR PERIOD 99

GENERAL FUND			2016 REVISED BUD	2017 REVISED BUD	2018 DEPT REQ	2018 BUDGET REV	2018 CITY MGR	2018 COUNCIL
10024220 54127		PW SIGNPST	9,778.00	8,000.00	10,000.00	10,000.00	.00	.00
10024220 54128		PW CLDPTCH	2,000.00	2,000.00	6,000.00	6,000.00	.00	.00
10024220 54129		PW TACKOIL	3,000.00	4,000.00	4,000.00	4,000.00	.00	.00
10024220 54130		PW SAFETY	4,000.00	4,000.00	4,000.00	4,000.00	.00	.00
10024220 54131		PW BRICADE	1,000.00	2,000.00	2,000.00	2,000.00	.00	.00
10024220 55100		TELEPHONE	1,100.00	1,100.00	1,000.00	1,000.00	.00	.00
10024220 55210		UTILITY	4,500.00	4,500.00	.00	.00	.00	.00
10024220 56120		EQUIP M&R	700.00	700.00	700.00	700.00	.00	.00
10024220 56130		EXT SRVCS	35,000.00	25,000.00	25,000.00	25,000.00	.00	.00
10024220 56210		FUEL FLUID	35,000.00	35,000.00	30,000.00	30,000.00	.00	.00
10024220 56300		BLDG M&R	.00	.00	.00	.00	.00	.00
10024220 56410		EQRENT PVT	6,500.00	6,500.00	5,000.00	5,000.00	.00	.00
10024220 57100		CONF TRAIN	2,000.00	2,000.00	2,000.00	2,000.00	.00	.00
10024220 59101		FEES	1,000.00	1,000.00	1,000.00	1,000.00	.00	.00
10024224 52100		CONT SVCS	.00	15,000.00	15,000.00	15,000.00	.00	.00
10024224 52180		SCRTY SVCS	.00	.00	.00	.00	.00	.00
10024224 54100		SUPPLIES	.00	.00	500.00	500.00	.00	.00
10024224 54101		POSTAGE	.00	.00	.00	.00	.00	.00
10024224 54102		SMALL TOOL	.00	.00	.00	.00	.00	.00
10024224 55100		TELEPHONE	.00	.00	.00	.00	.00	.00
10024224 55210		UTILITY	.00	.00	.00	.00	.00	.00
10024224 56120		EQUIP M&R	.00	.00	.00	.00	.00	.00
10024224 56130		EXT SRVCS	.00	.00	.00	.00	.00	.00
10024224 56210		FUEL FLUID	.00	.00	.00	.00	.00	.00
10024224 56300		BLDG M&R	.00	.00	.00	.00	.00	.00
10024224 56410		EQRENT PVT	.00	.00	.00	.00	.00	.00
10024224 57100		CONF TRAIN	.00	3,500.00	3,200.00	3,200.00	.00	.00
10024224 57100	17990	CONF TRAIN	.00	.00	.00	.00	.00	.00
10024224 59101		FEES	7,159.00	10,000.00	11,000.00	11,000.00	.00	.00
TOTAL ENGINEERING/STREETS			329,710.00	282,605.00	373,840.00	373,840.00	.00	.00
243 CORPORATION YARD								
10024300 52100		CONT SVCS	.00	.00	.00	.00	.00	.00
10024300 52180		SCRTY SVCS	.00	.00	.00	.00	.00	.00
10024300 54100		SUPPLIES	.00	.00	.00	.00	.00	.00
10024300 54102		SMALL TOOL	.00	.00	.00	.00	.00	.00
10024300 55100		TELEPHONE	.00	.00	.00	.00	.00	.00
10024300 55210		UTILITY	.00	.00	.00	.00	.00	.00
10024300 56130		EXT SRVCS	.00	.00	.00	.00	.00	.00
10024300 56210		FUEL FLUID	.00	.00	.00	.00	.00	.00
10024300 56300		BLDG M&R	.00	.00	.00	.00	.00	.00

TEMPLATE DRAFT

PROJECTION: 20181 2017-18 Budget FOR PERIOD 99

GENERAL FUND		2016 REVISED BUD	2017 REVISED BUD	2018 DEPT REQ	2018 BUDGET REV	2018 CITY MGR	2018 COUNCIL
10024300 59101	FEES	.00	.00	.00	.00	.00	.00
TOTAL CORPORATION YARD		.00	.00	.00	.00	.00	.00
26	ELECTRIC						
266	ELECTRIC SERVICES						
10026630 52100	CONT SVCS	.00	.00	.00	.00	.00	.00
10026630 54100	SUPPLIES	.00	.00	.00	.00	.00	.00
10026630 55210	UTILITY	.00	.00	.00	.00	.00	.00
TOTAL ELECTRIC SERVICES		.00	.00	.00	.00	.00	.00
TOTAL OPERATIONS		1,960,577.00	1,841,711.00	199,933.79	57,594.00	.00	.00

TEMPLATE DRAFT

PROJECTION: 20181 2017-18 Budget FOR PERIOD 99

GENERAL FUND			2016 REVISED BUD	2017 REVISED BUD	2018 DEPT REQ	2018 BUDGET REV	2018 CITY MGR	2018 COUNCIL
60	INTERNAL SERVICE USE							
00	NON-DEPARTMENTAL							
000	UNDEFINED							
10000000	61000	IS ALLOC	.00	.00	.00	.00	.00	.00
10000000	61300	BILLING	.00	.00	20,340.00	20,340.00	.00	.00
10000000	61500	INSURANCE	.00	.00	.00	.00	.00	.00
10000000	62100	ADMIN SVC	.00	.00	4,721.00	4,721.00	.00	.00
TOTAL UNDEFINED			.00	.00	25,061.00	25,061.00	.00	.00
10	CITY COUNCIL							
100	CITY COUNCIL							
10010000	61200	PURCHASING	67.00	251.00	.00	.00	.00	.00
10010000	61410	RENT	.00	.00	.00	.00	.00	.00
10010000	61420	BLDG MAINT	44,502.00	48,285.00	65,877.00	65,877.00	.00	.00
10010000	61422	IT ALLOC	8,417.00	8,649.00	11,704.00	11,704.00	.00	.00
10010000	61425	ALLOC UTIL	8,851.00	8,503.00	.00	.00	.00	.00
10010000	61500	INSURANCE	.00	.00	225.00	225.00	.00	.00
10010000	62100	ADMIN SVC	.00	.00	8,078.00	8,078.00	.00	.00
TOTAL CITY COUNCIL			61,837.00	65,688.00	85,884.00	85,884.00	.00	.00
11	CITY CLERK (OLD)							
111	CITY CLERK (OLD)							
10011100	61200	PURCHASING	866.00	1,139.00	.00	.00	.00	.00
10011100	61410	RENT	.00	.00	.00	.00	.00	.00
10011100	61420	BLDG MAINT	14,900.00	16,167.00	.00	.00	.00	.00
10011100	61422	IT ALLOC	4,429.00	4,552.00	.00	.00	.00	.00
10011100	61425	ALLOC UTIL	2,964.00	2,847.00	.00	.00	.00	.00

TEMPLATE DRAFT

PROJECTION: 20181 2017-18 Budget FOR PERIOD 99

GENERAL FUND		2016 REVISED BUD	2017 REVISED BUD	2018 DEPT REQ	2018 BUDGET REV	2018 CITY MGR	2018 COUNCIL
10011100 61500	INSURANCE	.00	.00	.00	.00	.00	.00
10011100 62100	ADMIN SVC	.00	.00	.00	.00	.00	.00
TOTAL CITY CLERK (OLD)		23,159.00	24,705.00	.00	.00	.00	.00
12	CITY MANAGER'S OFFICE						
121	CITY MANAGER						
10012100 61200	PURCHASING	436.00	570.00	.00	.00	.00	.00
10012100 61410	RENT	.00	.00	.00	.00	.00	.00
10012100 61420	BLDG MAINT	12,776.00	13,862.00	18,897.00	18,897.00	.00	.00
10012100 61422	IT ALLOC	6,911.00	7,101.00	12,689.00	12,689.00	.00	.00
10012100 61425	ALLOC UTIL	2,541.00	2,441.00	.00	.00	.00	.00
10012100 61500	INSURANCE	.00	.00	1,185.00	1,185.00	.00	.00
10012100 62100	ADMIN SVC	.00	.00	24,146.00	24,146.00	.00	.00
TOTAL CITY MANAGER		22,664.00	23,974.00	56,917.00	56,917.00	.00	.00
122	CITY-WIDE ADMIN SERVICES						
10012200 56111	C-GARG LBR	205.00	.00	.00	.00	.00	.00
10012200 61200	PURCHASING	564.00	1,090.00	2,374.00	2,374.00	.00	.00
10012200 61410	RENT	.00	.00	.00	.00	.00	.00
10012200 61420	BLDG MAINT	5,123.00	5,557.00	7,564.00	7,564.00	.00	.00
10012200 61422	IT ALLOC	2,215.00	2,276.00	3,265.00	3,265.00	.00	.00
10012200 61425	ALLOC UTIL	1,019.00	979.00	.00	.00	.00	.00
10012200 61500	INSURANCE	.00	.00	16,537.00	16,537.00	.00	.00
10012200 61600	GARAGE	.00	.00	242.00	244.00	.00	.00
10012200 61930	CITY RENTL	.00	.00	60,000.00	60,000.00	.00	.00
10012200 62100	ADMIN SVC	.00	.00	7,807.00	7,807.00	.00	.00
TOTAL CITY-WIDE ADMIN SERVIC		9,126.00	9,902.00	97,789.00	97,791.00	.00	.00
123	COMMUNITY OUTREACH/PUBLIC INFO						
10012300 61200	PURCHASING	.00	.00	611.00	611.00	.00	.00
10012300 61500	INSURANCE	.00	.00	67.00	67.00	.00	.00
10012300 62100	ADMIN SVC	.00	.00	1,092.00	1,092.00	.00	.00
TOTAL COMMUNITY OUTREACH/PUB		.00	.00	1,770.00	1,770.00	.00	.00
124	MISC GENERAL GOVT ACTIVITIES						
10012400 61200	PURCHASING	1,879.00	7,423.00	.00	.00	.00	.00

TEMPLATE DRAFT

PROJECTION: 20181 2017-18 Budget FOR PERIOD 99

GENERAL FUND			2016 REVISED BUD	2017 REVISED BUD	2018 DEPT REQ	2018 BUDGET REV	2018 CITY MGR	2018 COUNCIL
10012400 61300		BILLING	3,209.00	2,893.00	.00	.00	.00	.00
10012400 61500		INSURANCE	16,979.00	16,236.00	.00	.00	.00	.00
10012400 61930		EQUIP RENT	20,000.00	35,000.00	.00	.00	.00	.00
10012400 61930	2301	CITY RENTL	.00	.00	.00	.00	.00	.00
10012400 61930	3117	EQUIP RENT	.00	.00	.00	.00	.00	.00
10012400 61930	8117	CITY RENTL	.00	.00	.00	.00	.00	.00
TOTAL MISC GENERAL GOVT ACTI			42,067.00	61,552.00	.00	.00	.00	.00
125 CITY CLERK								
10012500 61200		PURCHASING	.00	.00	339.00	339.00	.00	.00
10012500 61410		RENT	.00	.00	.00	.00	.00	.00
10012500 61420		BLDG MAINT	.00	.00	22,042.00	22,042.00	.00	.00
10012500 61422		IT ALLOC	.00	.00	12,320.00	12,320.00	.00	.00
10012500 61425		ALLOC UTIL	.00	.00	.00	.00	.00	.00
10012500 61500		INSURANCE	.00	.00	67.00	67.00	.00	.00
10012500 62100		ADMIN SVC	.00	.00	15,696.00	15,696.00	.00	.00
TOTAL CITY CLERK			.00	.00	50,464.00	50,464.00	.00	.00
126 ECONOMIC DEVELOPMENT								
10012600 61200		PURCHASING	.00	.00	.00	.00	.00	.00
10012600 61422		IT ALLOC	.00	.00	.00	.00	.00	.00
10012600 61500		INSURANCE	.00	.00	.00	.00	.00	.00
10012600 62100		ADMIN SVC	.00	.00	9,759.00	9,759.00	.00	.00
TOTAL ECONOMIC DEVELOPMENT			.00	.00	9,759.00	9,759.00	.00	.00
13 FINANCE								
132 BUDGET MANAGEMENT								
10013200 61200		PURCHASING	.00	.00	.00	.00	.00	.00
10013200 61300		BILLING	.00	.00	193.00	193.00	.00	.00
10013200 61420		BLDG MAINT	.00	.00	18,922.00	18,922.00	.00	.00
10013200 61422		IT ALLOC	.00	.00	7,700.00	7,700.00	.00	.00
10013200 61425		ALLOC UTIL	.00	.00	.00	.00	.00	.00
10013200 61500		INSURANCE	.00	.00	457.00	457.00	.00	.00

TEMPLATE DRAFT

PROJECTION: 20181 2017-18 Budget FOR PERIOD 99

GENERAL FUND		2016 REVISED BUD	2017 REVISED BUD	2018 DEPT REQ	2018 BUDGET REV	2018 CITY MGR	2018 COUNCIL
10013200 62100	ADMIN SVC	.00	.00	10,363.00	10,363.00	.00	.00
TOTAL BUDGET MANAGEMENT		.00	.00	37,635.00	37,635.00	.00	.00
134 ACCOUNTING							
10013400 61200	PURCHASING	3,538.00	4,805.00	10,654.00	10,654.00	.00	.00
10013400 61300	BILLING	.00	.00	965.00	965.00	.00	.00
10013400 61410	RENT	.00	.00	.00	.00	.00	.00
10013400 61420	BLDG MAINT	14,830.00	16,090.00	21,942.00	21,942.00	.00	.00
10013400 61422	IT ALLOC	30,122.00	30,955.00	34,495.00	34,495.00	.00	.00
10013400 61425	ALLOC UTIL	2,950.00	2,834.00	.00	.00	.00	.00
10013400 61500	INSURANCE	.00	.00	1,848.00	1,848.00	.00	.00
10013400 62100	ADMIN SVC	.00	.00	43,194.00	43,194.00	.00	.00
TOTAL ACCOUNTING		51,440.00	54,684.00	113,098.00	113,098.00	.00	.00
14 CITY ATTORNEY							
140 CITY ATTORNEY							
10014000 61200	PURCHASING	6,061.00	587.00	678.00	678.00	.00	.00
10014000 61500	INSURANCE	.00	.00	411.00	411.00	.00	.00
10014000 62100	ADMIN SVC	.00	.00	6,717.00	6,717.00	.00	.00
TOTAL CITY ATTORNEY		6,061.00	587.00	7,806.00	7,806.00	.00	.00
15 CITY TREASURER							
151 CITY TREASURER							
10015100 61200	PURCHASING	2,505.00	4,181.00	5,427.00	5,427.00	.00	.00
10015100 61422	IT ALLOC	1,684.00	1,730.00	2,341.00	2,341.00	.00	.00
10015100 61500	INSURANCE	.00	.00	220.00	220.00	.00	.00
10015100 62100	ADMIN SVC	.00	.00	4,474.00	4,474.00	.00	.00
TOTAL CITY TREASURER		4,189.00	5,911.00	12,462.00	12,462.00	.00	.00
16 HUMAN RESOURCES & RISK MGMT							
161 HUMAN RESOURCES							
10016100 61200	PURCHASING	1,296.00	258.00	2,441.00	2,441.00	.00	.00

TEMPLATE DRAFT

PROJECTION: 20181 2017-18 Budget FOR PERIOD 99

GENERAL FUND			2016 REVISED BUD	2017 REVISED BUD	2018 DEPT REQ	2018 BUDGET REV	2018 CITY MGR	2018 COUNCIL
10016100 61410		RENT	.00	.00	.00	.00	.00	.00
10016100 61420		BLDG MAINT	6,607.00	7,169.00	9,760.00	9,760.00	.00	.00
10016100 61422		IT ALLOC	11,075.00	11,380.00	15,400.00	15,400.00	.00	.00
10016100 61425		ALLOC UTIL	1,314.00	1,262.00	.00	.00	.00	.00
10016100 61500		INSURANCE	.00	.00	1,240.00	1,240.00	.00	.00
10016100 62100		ADMIN SVC	.00	.00	26,070.00	26,070.00	.00	.00
TOTAL HUMAN RESOURCES			20,292.00	20,069.00	54,911.00	54,911.00	.00	.00
17	ECONOMIC SUCCESSOR HOUSING GRA							
171	ECONOMIC DEVELOPMENT (OLD)							
10017100 61200		PURCHASING	1,568.00	829.00	.00	.00	.00	.00
10017100 61422		IT ALLOC	10,631.00	10,925.00	.00	.00	.00	.00
10017100 61500		INSURANCE	896.00	809.00	.00	.00	.00	.00
10017110 61410		RENT	.00	.00	.00	.00	.00	.00
TOTAL ECONOMIC DEVELOPMENT (			13,095.00	12,563.00	.00	.00	.00	.00
172	SUCCESSOR AGENCY							
10017200 61200		PURCHASING	.00	124.00	.00	.00	.00	.00
10017200 61410		RENT	.00	.00	.00	.00	.00	.00
10017200 61410	4117	RENT	.00	.00	.00	.00	.00	.00
10017200 61410	5117	RENT	.00	.00	.00	.00	.00	.00
10017200 61410	6117	RENT	.00	.00	.00	.00	.00	.00
10017200 61410	7117	RENT	.00	.00	.00	.00	.00	.00
10017200 61410	8117	RENT	.00	.00	.00	.00	.00	.00
10017200 61500		INSURANCE	.00	226.00	.00	.00	.00	.00
10017200 62100		CS OUT	.00	3,571.00	19,297.00	19,297.00	.00	.00
TOTAL SUCCESSOR AGENCY			.00	3,921.00	19,297.00	19,297.00	.00	.00
18	COMMUNITY OUTREACH/PUBLIC INFO							
180	COMMUNITY OUTREACH/PIO							
10018000 61200		PURCHASING	798.00	1,317.00	.00	.00	.00	.00

TEMPLATE DRAFT

PROJECTION: 20181 2017-18 Budget FOR PERIOD 99

GENERAL FUND		2016 REVISED BUD	2017 REVISED BUD	2018 DEPT REQ	2018 BUDGET REV	2018 CITY MGR	2018 COUNCIL
10018000 61500	INSURANCE	106.00	133.00	.00	.00	.00	.00
TOTAL COMMUNITY OUTREACH/PIO		904.00	1,450.00	.00	.00	.00	.00
20	POLICE						
202	POLICE OPERATIONS						
10020210 56110	C-GARG PTS	.00	.00	.00	.00	.00	.00
10020210 56111	C-GARG LBR	.00	.00	.00	.00	.00	.00
10020210 61100	GEN GOVT	.00	.00	.00	.00	.00	.00
10020210 61200	PURCHASING	.00	.00	8,002.00	8,002.00	.00	.00
10020210 61300	BILLING	.00	.00	965.00	965.00	.00	.00
10020210 61410	RENT	.00	.00	.00	.00	.00	.00
10020210 61420	BLDG MAINT	.00	.00	174,965.00	174,965.00	.00	.00
10020210 61422	IT ALLOC	.00	.00	257,791.00	257,791.00	.00	.00
10020210 61425	ALLOC UTIL	.00	.00	.00	.00	.00	.00
10020210 61500	INSURANCE	.00	.00	105,662.00	105,662.00	.00	.00
10020210 61600	GARAGE	.00	.00	132,718.00	133,908.00	.00	.00
10020210 61700	DISPATCH	.00	.00	716,370.00	716,370.00	.00	.00
10020210 62100	ADMIN OUT	.00	.00	362,234.00	362,234.00	.00	.00
10020217 56111	C-GARG LBR	5,135.00	.00	.00	.00	.00	.00
10020217 61200	PURCHASING	.00	.00	.00	.00	.00	.00
10020217 61500	INSURANCE	.00	.00	.00	.00	.00	.00
10020218 62100	ADMIN OUT	.00	.00	.00	.00	.00	.00
10020224 61500	INSURANCE	.00	.00	.00	.00	.00	.00
10020224 62100	ADMIN OUT	.00	.00	.00	.00	.00	.00
TOTAL POLICE OPERATIONS		5,135.00	.00	1,758,707.00	1,759,897.00	.00	.00
21	FIRE						
212	CITY FIRE						
10021210 56110	C-GARG PTS	.00	.00	11,024.00	11,024.00	.00	.00
10021210 56111	C-GARG LBR	.00	.00	43,903.00	43,903.00	.00	.00
10021210 61100	GEN GOVT	.00	.00	.00	.00	.00	.00
10021210 61200	PURCHASING	.00	.00	36,711.00	36,711.00	.00	.00
10021210 61410	RENT	.00	.00	.00	.00	.00	.00
10021210 61420	BLDG MAINT	.00	.00	226,912.00	226,912.00	.00	.00

TEMPLATE DRAFT

PROJECTION: 20181 2017-18 Budget FOR PERIOD 99

GENERAL FUND		2016 REVISED BUD	2017 REVISED BUD	2018 DEPT REQ	2018 BUDGET REV	2018 CITY MGR	2018 COUNCIL
10021210 61422	IT ALLOC	.00	.00	74,842.00	74,842.00	.00	.00
10021210 61425	ALLOC UTIL	.00	.00	.00	.00	.00	.00
10021210 61500	INSURANCE	.00	.00	16,313.00	16,313.00	.00	.00
10021210 61600	GARAGE	.00	.00	67,524.00	68,129.00	.00	.00
10021210 61700	DISPATCH	.00	.00	125,687.00	125,687.00	.00	.00
10021210 62100	ADMIN SVC	.00	.00	187,289.00	187,289.00	.00	.00
TOTAL CITY FIRE		.00	.00	790,205.00	790,810.00	.00	.00
22	COMMUNITY SERVICES						
221	PARKS						
10022100 56110	C-GARG PTS	5,471.00	3,533.00	2,800.00	2,800.00	.00	.00
10022100 56111	C-GARG LBR	24,853.00	37,787.00	32,000.00	32,000.00	.00	.00
10022100 61200	PURCHASING	2,786.00	4,200.00	5,631.00	5,631.00	.00	.00
10022100 61300	BILLING	.00	.00	444.00	444.00	.00	.00
10022100 61410	RENT	.00	.00	.00	.00	.00	.00
10022100 61420	BLDG MAINT	2,483.00	2,694.00	3,670.00	3,670.00	.00	.00
10022100 61422	IT ALLOC	49,391.00	50,757.00	56,548.00	56,548.00	.00	.00
10022100 61425	ALLOC UTIL	493.00	475.00	.00	.00	.00	.00
10022100 61500	INSURANCE	9,719.00	12,703.00	5,188.00	5,188.00	.00	.00
10022100 61600	GARAGE	.00	.00	35,751.00	36,072.00	.00	.00
10022100 62100	ADMIN SVC	.00	.00	71,377.00	71,377.00	.00	.00
TOTAL PARKS		95,196.00	112,149.00	213,409.00	213,730.00	.00	.00
223	AQUATICS						
10022300 61422	IT ALLOC	.00	.00	6,345.00	6,345.00	.00	.00
10022300 61500	INSURANCE	.00	.00	505.00	505.00	.00	.00
10022300 62100	ADMIN SVC	.00	.00	10,650.00	10,650.00	.00	.00
TOTAL AQUATICS		.00	.00	17,500.00	17,500.00	.00	.00
225	BUILDING & GROUNDS MAINTENANCE						
10022500 56110	C-GARG PTS	.00	.00	.00	.00	.00	.00
10022500 56111	C-GARG LBR	.00	.00	.00	.00	.00	.00
10022500 61410	RENT	.00	.00	.00	.00	.00	.00

TEMPLATE DRAFT

PROJECTION: 20181 2017-18 Budget FOR PERIOD 99

GENERAL FUND		2016 REVISED BUD	2017 REVISED BUD	2018 DEPT REQ	2018 BUDGET REV	2018 CITY MGR	2018 COUNCIL
10022500 61425	ALLOC UTIL	.00	.00	.00	.00	.00	.00
10022500 61500	INSURANCE	.00	.00	.00	.00	.00	.00
TOTAL BUILDING & GROUNDS MAI		.00	.00	.00	.00	.00	.00
227 MUSEUM							
10022700 61500	INSURANCE	.00	.00	.00	.00	.00	.00
TOTAL MUSEUM		.00	.00	.00	.00	.00	.00
228 RECREATION							
10022800 62100	ADMIN SVC	.00	.00	48,141.00	48,141.00	.00	.00
10022810 61200	PURCHASING	8,589.00	11,604.00	8,463.00	8,463.00	.00	.00
10022810 61410	RENT	.00	.00	.00	.00	.00	.00
10022810 61420	BLDG MAINT	12,223.00	13,262.00	18,098.00	18,098.00	.00	.00
10022810 61422	IT ALLOC	34,596.00	35,553.00	42,072.00	42,072.00	.00	.00
10022810 61425	ALLOC UTIL	2,431.00	2,336.00	.00	.00	.00	.00
10022810 61500	INSURANCE	2,473.00	3,371.00	3,202.00	3,202.00	.00	.00
10022821 61410	RENT	.00	.00	.00	.00	.00	.00
10022831 61410	RENT	.00	.00	.00	.00	.00	.00
TOTAL RECREATION		60,312.00	66,126.00	119,976.00	119,976.00	.00	.00
229 INFORMATION TECHNOLOGY							
10022900 61410	RENT	.00	.00	.00	.00	.00	.00
10022900 61420	BLDG MAINT	.00	.00	.00	.00	.00	.00
10022900 61425	ALLOC UTIL	.00	.00	.00	.00	.00	.00
10022900 61500	INSURANCE	.00	.00	.00	.00	.00	.00
TOTAL INFORMATION TECHNOLOGY		.00	.00	.00	.00	.00	.00
23 COMMUNITY DEVELOPMENT							
231 COMMUNITY PLANNING							
10023100 61200	PURCHASING	3,459.00	2,689.00	1,526.00	1,526.00	.00	.00

TEMPLATE DRAFT

PROJECTION: 20181 2017-18 Budget FOR PERIOD 99

GENERAL FUND		2016 REVISED BUD	2017 REVISED BUD	2018 DEPT REQ	2018 BUDGET REV	2018 CITY MGR	2018 COUNCIL
10023100 61410	RENT	.00	.00	.00	.00	.00	.00
10023100 61420	BLDG MAINT	9,583.00	10,397.00	14,179.00	14,179.00	.00	.00
10023100 61422	IT ALLOC	15,238.00	15,660.00	21,190.00	21,190.00	.00	.00
10023100 61425	ALLOC UTIL	1,906.00	1,831.00	.00	.00	.00	.00
10023100 61500	INSURANCE	1,447.00	1,683.00	1,256.00	1,256.00	.00	.00
10023100 62100	ADMIN SVC	.00	.00	28,511.00	28,511.00	.00	.00
TOTAL COMMUNITY PLANNING		31,633.00	32,260.00	66,662.00	66,662.00	.00	.00
233 BUILDING INSPECTION							
10023300 61300	BILLING	.00	.00	2,125.00	2,125.00	.00	.00
10023300 62100	ADMIN SVC	.00	.00	20,399.00	20,399.00	.00	.00
10023320 61200	PURCHASING	1,399.00	828.00	1,696.00	1,696.00	.00	.00
10023320 61410	RENT	.00	.00	.00	.00	.00	.00
10023320 61420	BLDG MAINT	2,920.00	3,168.00	4,319.00	4,319.00	.00	.00
10023320 61422	IT ALLOC	9,125.00	9,377.00	11,765.00	11,765.00	.00	.00
10023320 61425	ALLOC UTIL	581.00	558.00	.00	.00	.00	.00
10023320 61500	INSURANCE	812.00	937.00	977.00	977.00	.00	.00
TOTAL BUILDING INSPECTION		14,837.00	14,868.00	41,281.00	41,281.00	.00	.00
24 PUBLIC WORKS							
242 ENGINEERING/STREETS							
10024200 61600	GARAGE	.00	.00	86,848.00	87,627.00	.00	.00
10024200 62100	ADMIN SVC	.00	.00	68,019.00	68,019.00	.00	.00
10024210 56110	C-GARG PTS	37.00	79.00	.00	.00	.00	.00
10024210 56111	C-GARG LBR	1,130.00	1,903.00	.00	.00	.00	.00
10024210 61200	PURCHASING	783.00	3,207.00	20,631.00	20,631.00	.00	.00
10024210 61410	RENT	.00	.00	.00	.00	.00	.00
10024210 61420	BLDG MAINT	9,344.00	10,138.00	22,531.00	22,531.00	.00	.00
10024210 61422	IT ALLOC	11,340.00	11,654.00	47,924.00	47,924.00	.00	.00
10024210 61425	ALLOC UTIL	1,858.00	1,785.00	.00	.00	.00	.00
10024210 61500	INSURANCE	1,858.00	1,934.00	18,631.00	18,631.00	.00	.00
10024214 61200	PURCHASING	986.00	.00	.00	.00	.00	.00
10024214 61422	IT ALLOC	5,759.00	.00	.00	.00	.00	.00
10024214 61500	INSURANCE	94.00	90.00	.00	.00	.00	.00
10024220 56110	C-GARG PTS	12,830.00	20,169.00	.00	.00	.00	.00
10024220 56111	C-GARG LBR	59,667.00	69,593.00	.00	.00	.00	.00

TEMPLATE DRAFT

PROJECTION: 20181 2017-18 Budget FOR PERIOD 99

GENERAL FUND		2016 REVISED BUD	2017 REVISED BUD	2018 DEPT REQ	2018 BUDGET REV	2018 CITY MGR	2018 COUNCIL
10024220 61200	PURCHASING	5,233.00	13,115.00	.00	.00	.00	.00
10024220 61410	RENT	.00	.00	.00	.00	.00	.00
10024220 61420	BLDG MAINT	2,868.00	3,112.00	.00	.00	.00	.00
10024220 61422	IT ALLOC	22,370.00	28,906.00	.00	.00	.00	.00
10024220 61425	ALLOC UTIL	570.00	548.00	.00	.00	.00	.00
10024220 61430	CORP YARD	14,366.00	16,208.00	.00	.00	.00	.00
10024220 61500	INSURANCE	27,234.00	36,931.00	.00	.00	.00	.00
10024220 61700	DISPATCH	.00	.00	3,438.00	3,438.00	.00	.00
10024224 56110	C-GARG PTS	.00	.00	.00	.00	.00	.00
10024224 56111	C-GARG LBR	.00	.00	.00	.00	.00	.00
10024224 61200	PURCHASING	.00	.00	.00	.00	.00	.00
10024224 61410	RENT	.00	.00	.00	.00	.00	.00
10024224 61420	BLDG MAINT	.00	.00	.00	.00	.00	.00
10024224 61422	IT ALLOC	.00	.00	.00	.00	.00	.00
10024224 61425	ALLOC UTIL	.00	.00	.00	.00	.00	.00
10024224 61430	CORP YARD	.00	.00	.00	.00	.00	.00
10024224 61500	INSURANCE	280.00	.00	.00	.00	.00	.00
TOTAL ENGINEERING/STREETS		178,607.00	219,372.00	268,022.00	268,801.00	.00	.00
243 CORPORATION YARD							
10024300 56110	C-GARG PTS	.00	.00	.00	.00	.00	.00
10024300 56111	C-GARG LBR	.00	.00	.00	.00	.00	.00
10024300 61422	IT ALLOC	.00	.00	.00	.00	.00	.00
10024300 61500	INSURANCE	.00	.00	.00	.00	.00	.00
TOTAL CORPORATION YARD		.00	.00	.00	.00	.00	.00
TOTAL INTERNAL SERVICE USE		640,554.00	729,781.00	3,848,615.00	3,851,512.00	.00	.00

TEMPLATE DRAFT

PROJECTION: 20181 2017-18 Budget FOR PERIOD 99

GENERAL FUND			2016 REVISED BUD	2017 REVISED BUD	2018 DEPT REQ	2018 BUDGET REV	2018 CITY MGR	2018 COUNCIL
70	DEBT SERVICE							
00	NON-DEPARTMENTAL							
000	UNDEFINED							
10000000	70102	BOND INT	.00	.00	130,806.00	130,806.00	.00	.00
10000000	70202	BOND PRIN	.00	.00	79,412.00	79,412.00	.00	.00
10000000	79000	INTER PRCP	.00	.00	186,780.00	186,780.00	.00	.00
10000000	79100	INTER INT	.00	.00	28,719.00	28,719.00	.00	.00
TOTAL UNDEFINED			.00	.00	425,717.00	425,717.00	.00	.00
21	FIRE							
212	CITY FIRE							
10021210	74500	CAPLEASE	.00	.00	64,593.00	64,593.00	.00	.00
TOTAL CITY FIRE			.00	.00	64,593.00	64,593.00	.00	.00
TOTAL DEBT SERVICE			.00	.00	490,310.00	490,310.00	.00	.00

TEMPLATE DRAFT

PROJECTION: 20181 2017-18 Budget FOR PERIOD 99

GENERAL FUND			2016 REVISED BUD	2017 REVISED BUD	2018 DEPT REQ	2018 BUDGET REV	2018 CITY MGR	2018 COUNCIL
80	CAPITAL OUTLAY							
13	FINANCE							
134	ACCOUNTING							
10013400	80100	MACH EQUIP	.00	.00	.00	.00	.00	.00
TOTAL ACCOUNTING			.00	.00	.00	.00	.00	.00
20	POLICE							
202	POLICE OPERATIONS							
10020210	80100	MACH EQUIP	.00	.00	170,000.00	170,000.00	.00	.00
TOTAL POLICE OPERATIONS			.00	.00	170,000.00	170,000.00	.00	.00
21	FIRE							
212	CITY FIRE							
10021210	80100	MACH EQUIP	.00	.00	196,000.00	196,000.00	.00	.00
TOTAL CITY FIRE			.00	.00	196,000.00	196,000.00	.00	.00
22	COMMUNITY SERVICES							
221	PARKS							
10022100	80100	MACH EQUIP	.00	.00	.00	.00	.00	.00
TOTAL PARKS			.00	.00	.00	.00	.00	.00
223	AQUATICS							
10022300	80100	MACH EQUIP	.00	.00	.00	.00	.00	.00

TEMPLATE DRAFT

PROJECTION: 20181 2017-18 Budget FOR PERIOD 99

GENERAL FUND	2016 REVISED BUD	2017 REVISED BUD	2018 DEPT REQ	2018 BUDGET REV	2018 CITY MGR	2018 COUNCIL
TOTAL AQUATICS	.00	.00	.00	.00	.00	.00
225 BUILDING & GROUNDS MAINTENANCE						
10022500 80100 MACH EQUIP	.00	.00	.00	.00	.00	.00
TOTAL BUILDING & GROUNDS MAI	.00	.00	.00	.00	.00	.00
229 INFORMATION TECHNOLOGY						
10022900 80100 MACH EQUIP	.00	.00	.00	.00	.00	.00
TOTAL INFORMATION TECHNOLOGY	.00	.00	.00	.00	.00	.00
24 PUBLIC WORKS						
242 ENGINEERING/STREETS						
10024210 80100 MACH EQUIP	.00	10,000.00	.00	.00	.00	.00
10024210 80230 INFRA AQ	.00	.00	.00	.00	.00	.00
10024220 80100 MACH EQUIP	.00	.00	30,000.00	30,000.00	.00	.00
10024220 80230 13001 INFRA AQ	.00	.00	7,333,000.00	7,333,000.00	.00	.00
10024220 80230 15010 INFRA AQ	.00	.00	.00	.00	.00	.00
10024220 80230 17002 INFRA AQ	.00	.00	.00	.00	.00	.00
10024224 80100 MACH EQUIP	.00	.00	220,000.00	220,000.00	.00	.00
TOTAL ENGINEERING/STREETS	.00	10,000.00	7,583,000.00	7,583,000.00	.00	.00
243 CORPORATION YARD						
10024300 80100 MACH EQUIP	.00	.00	.00	.00	.00	.00
TOTAL CORPORATION YARD	.00	.00	.00	.00	.00	.00
TOTAL CAPITAL OUTLAY	.00	10,000.00	7,949,000.00	7,949,000.00	.00	.00

TEMPLATE DRAFT

PROJECTION: 20181 2017-18 Budget FOR PERIOD 99

GENERAL FUND			2016 REVISED BUD	2017 REVISED BUD	2018 DEPT REQ	2018 BUDGET REV	2018 CITY MGR	2018 COUNCIL
RC	REIMBURSABLE CREDIT							
10	CITY COUNCIL							
100	CITY COUNCIL							
10010000	44299	GG CHARGES	.00	.00	.00	.00	.00	.00
TOTAL CITY COUNCIL			.00	.00	.00	.00	.00	.00
11	CITY CLERK (OLD)							
111	CITY CLERK (OLD)							
10011100	44299	GG CHARGES	.00	.00	.00	.00	.00	.00
TOTAL CITY CLERK (OLD)			.00	.00	.00	.00	.00	.00
12	CITY MANAGER'S OFFICE							
121	CITY MANAGER							
10012100	44299	GG CHARGES	.00	.00	.00	.00	.00	.00
TOTAL CITY MANAGER			.00	.00	.00	.00	.00	.00
122	CITY-WIDE ADMIN SERVICES							
10012200	44299	GG CHARGES	.00	.00	.00	.00	.00	.00
TOTAL CITY-WIDE ADMIN SERVIC			.00	.00	.00	.00	.00	.00
125	CITY CLERK							
10012500	44299	GG CHARGES	.00	.00	.00	.00	.00	.00

TEMPLATE DRAFT

PROJECTION: 20181 2017-18 Budget FOR PERIOD 99

GENERAL FUND	2016 REVISED BUD	2017 REVISED BUD	2018 DEPT REQ	2018 BUDGET REV	2018 CITY MGR	2018 COUNCIL
TOTAL CITY CLERK	.00	.00	.00	.00	.00	.00
13 FINANCE						
134 ACCOUNTING						
10013400 44299 GG CHARGES	.00	.00	.00	.00	.00	.00
TOTAL ACCOUNTING	.00	.00	.00	.00	.00	.00
14 CITY ATTORNEY						
140 CITY ATTORNEY						
10014000 44299 GG CHARGES	.00	.00	.00	.00	.00	.00
TOTAL CITY ATTORNEY	.00	.00	.00	.00	.00	.00
15 CITY TREASURER						
151 CITY TREASURER						
10015100 44299 GG CHARGES	.00	.00	.00	.00	.00	.00
TOTAL CITY TREASURER	.00	.00	.00	.00	.00	.00
16 HUMAN RESOURCES & RISK MGMT						
161 HUMAN RESOURCES						
10016100 44299 GG CHARGES	.00	.00	.00	.00	.00	.00
TOTAL HUMAN RESOURCES	.00	.00	.00	.00	.00	.00
22 COMMUNITY SERVICES						
225 BUILDING & GROUNDS MAINTENANCE						
10022500 44294 ALLOC UTIL	.00	.00	.00	.00	.00	.00

TEMPLATE DRAFT

PROJECTION: 20181 2017-18 Budget FOR PERIOD 99

GENERAL FUND		2016 REVISED BUD	2017 REVISED BUD	2018 DEPT REQ	2018 BUDGET REV	2018 CITY MGR	2018 COUNCIL
10022500 44295	ALLOC GRMN	.00	.00	.00	.00	.00	.00
10022500 44299	GG CHARGES	.00	.00	.00	.00	.00	.00
TOTAL BUILDING & GROUNDS MAI		.00	.00	.00	.00	.00	.00
229 INFORMATION TECHNOLOGY							
10022900 44299	GG CHARGES	.00	.00	.00	.00	.00	.00
TOTAL INFORMATION TECHNOLOGY		.00	.00	.00	.00	.00	.00
24 PUBLIC WORKS							
242 ENGINEERING/STREETS							
10024210 44292	GASTAXSUPP	.00	.00	.00	.00	.00	.00
10024210 44299	GG CHARGES	.00	.00	.00	.00	.00	.00
10024220 44292	GASTAXSUPP	.00	.00	.00	.00	.00	.00
10024220 44299	GG CHARGES	.00	.00	.00	.00	.00	.00
TOTAL ENGINEERING/STREETS		.00	.00	.00	.00	.00	.00
243 CORPORATION YARD							
10024300 44293	CORP YARD	.00	.00	.00	.00	.00	.00
10024300 44299	GG CHARGES	.00	.00	.00	.00	.00	.00
TOTAL CORPORATION YARD		.00	.00	.00	.00	.00	.00
TOTAL REIMBURSABLE CREDIT		.00	.00	.00	.00	.00	.00

TEMPLATE DRAFT

PROJECTION: 20181 2017-18 Budget FOR PERIOD 99

GENERAL FUND			2016 REVISED BUD	2017 REVISED BUD	2018 DEPT REQ	2018 BUDGET REV	2018 CITY MGR	2018 COUNCIL
T	TRANSFERS							
00	NON-DEPARTMENTAL							
000	UNDEFINED							
10000000	91000	TRAN IN	.00	.00	.00	.00	.00	.00
10000000	91110	XFROM110	.00	.00	-125,000.00	-125,000.00	.00	.00
10000000	91220	XFROM220	.00	.00	.00	.00	.00	.00
10000000	91251	XFROM251	-50,000.00	.00	.00	.00	.00	.00
10000000	91969	FROM FD969	.00	-250,000.00	.00	.00	.00	.00
10000000	95105	TRF TO 105	7,068,669.00	7,068,669.00	.00	.00	.00	.00
10000000	95110	TRF TO 110	.00	.00	.00	.00	.00	.00
10000000	95302	XTO302	.00	.00	.00	.00	.00	.00
10000000	95601	XTO601	.00	.00	.00	.00	.00	.00
10000000	95637	X TO 637	.00	.00	.00	.00	.00	.00
10000000	95691	TRF TO 691	291,293.00	.00	296,615.00	296,615.00	.00	.00
10000000	95750	TO FD 750	119,563.00	.00	129,364.00	129,364.00	.00	.00
10000000	95969	XTO969	.00	.00	.00	.00	.00	.00
TOTAL UNDEFINED			7,429,525.00	6,818,669.00	300,979.00	300,979.00	.00	.00
10	CITY COUNCIL							
100	CITY COUNCIL							
10010000	49100	CS IN	-108,760.00	-85,743.00	.00	.00	.00	.00
10010000	92730	CEN SRV IN	.00	.00	.00	.00	.00	.00
10010000	92777	CEN SRV IN	.00	.00	.00	.00	.00	.00
10010000	92800	CEN SRV IN	.00	.00	.00	.00	.00	.00
10010000	92820	CEN SRV IN	.00	.00	.00	.00	.00	.00
10010000	92840	CEN SRV IN	.00	.00	.00	.00	.00	.00
TOTAL CITY COUNCIL			-108,760.00	-85,743.00	.00	.00	.00	.00
11	CITY CLERK (OLD)							
111	CITY CLERK (OLD)							
10011100	49101	CS IN	-118,955.00	-159,214.00	.00	.00	.00	.00

TEMPLATE DRAFT

PROJECTION: 20181 2017-18 Budget FOR PERIOD 99

GENERAL FUND		2016 REVISED BUD	2017 REVISED BUD	2018 DEPT REQ	2018 BUDGET REV	2018 CITY MGR	2018 COUNCIL
10011100 92105	CEN SRV IN	.00	.00	.00	.00	.00	.00
10011100 92311	CEN SRV IN	.00	.00	.00	.00	.00	.00
10011100 92312	CEN SRV IN	.00	.00	.00	.00	.00	.00
10011100 92640	CEN SRV IN	.00	.00	.00	.00	.00	.00
10011100 92691	CEN SRV IN	.00	.00	.00	.00	.00	.00
10011100 92720	CEN SRV IN	.00	.00	.00	.00	.00	.00
10011100 92730	CEN SRV IN	.00	.00	.00	.00	.00	.00
10011100 92777	CEN SRV IN	.00	.00	.00	.00	.00	.00
10011100 92800	CEN SRV IN	.00	.00	.00	.00	.00	.00
10011100 92820	CEN SRV IN	.00	.00	.00	.00	.00	.00
10011100 92840	CEN SRV IN	.00	.00	.00	.00	.00	.00
TOTAL CITY CLERK (OLD)		-118,955.00	-159,214.00	.00	.00	.00	.00
12 CITY MANAGER'S OFFICE							
121 CITY MANAGER							
10012100 49102	CS IN	-341,908.00	-290,985.00	.00	.00	.00	.00
10012100 92105	CEN SRV IN	.00	.00	.00	.00	.00	.00
10012100 92311	CEN SRV IN	.00	.00	.00	.00	.00	.00
10012100 92312	CEN SRV IN	.00	.00	.00	.00	.00	.00
10012100 92640	CEN SRV IN	.00	.00	.00	.00	.00	.00
10012100 92691	CEN SRV IN	.00	.00	.00	.00	.00	.00
10012100 92720	CEN SRV IN	.00	.00	.00	.00	.00	.00
10012100 92730	CEN SRV IN	.00	.00	.00	.00	.00	.00
10012100 92777	CEN SRV IN	.00	.00	.00	.00	.00	.00
10012100 92800	CEN SRV IN	.00	.00	.00	.00	.00	.00
10012100 92820	CEN SRV IN	.00	.00	.00	.00	.00	.00
10012100 92840	CEN SRV IN	.00	.00	.00	.00	.00	.00
TOTAL CITY MANAGER		-341,908.00	-290,985.00	.00	.00	.00	.00
122 CITY-WIDE ADMIN SERVICES							
10012200 49103	CS IN	-72,809.00	-55,324.00	.00	.00	.00	.00
10012200 92105	CEN SRV IN	.00	.00	.00	.00	.00	.00
10012200 92311	CEN SRV IN	.00	.00	.00	.00	.00	.00
10012200 92312	CEN SRV IN	.00	.00	.00	.00	.00	.00
10012200 92640	CEN SRV IN	.00	.00	.00	.00	.00	.00
10012200 92691	CEN SRV IN	.00	.00	.00	.00	.00	.00

TEMPLATE DRAFT

PROJECTION: 20181 2017-18 Budget FOR PERIOD 99

GENERAL FUND		2016 REVISED BUD	2017 REVISED BUD	2018 DEPT REQ	2018 BUDGET REV	2018 CITY MGR	2018 COUNCIL
10012200 92720	CEN SRV IN	.00	.00	.00	.00	.00	.00
10012200 92730	CEN SRV IN	.00	.00	.00	.00	.00	.00
10012200 92777	CEN SRV IN	.00	.00	.00	.00	.00	.00
10012200 92800	CEN SRV IN	.00	.00	.00	.00	.00	.00
10012200 92820	CEN SRV IN	.00	.00	.00	.00	.00	.00
10012200 92840	CEN SRV IN	.00	.00	.00	.00	.00	.00
TOTAL CITY-WIDE ADMIN SERVIC		-72,809.00	-55,324.00	.00	.00	.00	.00
124 MISC GENERAL GOVT ACTIVITIES							
10012400 49104	CS IN	-117,825.00	-85,840.00	.00	.00	.00	.00
10012400 92105	CEN SRV IN	.00	.00	.00	.00	.00	.00
10012400 92311	CEN SRV IN	.00	.00	.00	.00	.00	.00
10012400 92312	CEN SRV IN	.00	.00	.00	.00	.00	.00
10012400 92640	CEN SRV IN	.00	.00	.00	.00	.00	.00
10012400 92691	CEN SRV IN	.00	.00	.00	.00	.00	.00
10012400 92720	CEN SRV IN	.00	.00	.00	.00	.00	.00
10012400 92730	CEN SRV IN	.00	.00	.00	.00	.00	.00
10012400 92777	CEN SRV IN	.00	.00	.00	.00	.00	.00
10012400 92800	CEN SRV IN	.00	.00	.00	.00	.00	.00
10012400 92820	CEN SRV IN	.00	.00	.00	.00	.00	.00
10012400 92840	CEN SRV IN	.00	.00	.00	.00	.00	.00
TOTAL MISC GENERAL GOVT ACTI		-117,825.00	-85,840.00	.00	.00	.00	.00
125 CITY CLERK							
10012500 49101	CS IN	.00	.00	.00	.00	.00	.00
TOTAL CITY CLERK		.00	.00	.00	.00	.00	.00
13 FINANCE							
132 BUDGET MANAGEMENT							
10013200 49105	ADMIN IN	.00	.00	.00	.00	.00	.00
TOTAL BUDGET MANAGEMENT		.00	.00	.00	.00	.00	.00
134 ACCOUNTING							
10013400 49105	CS IN	-600,481.00	-486,842.00	.00	.00	.00	.00

TEMPLATE DRAFT

PROJECTION: 20181 2017-18 Budget FOR PERIOD 99

GENERAL FUND		2016 REVISED BUD	2017 REVISED BUD	2018 DEPT REQ	2018 BUDGET REV	2018 CITY MGR	2018 COUNCIL
10013400 92105	CEN SRV IN	.00	.00	.00	.00	.00	.00
10013400 92311	CEN SRV IN	.00	.00	.00	.00	.00	.00
10013400 92312	CEN SRV IN	.00	.00	.00	.00	.00	.00
10013400 92640	CEN SRV IN	.00	.00	.00	.00	.00	.00
10013400 92691	CEN SRV IN	.00	.00	.00	.00	.00	.00
10013400 92720	CEN SRV IN	.00	.00	.00	.00	.00	.00
10013400 92730	CEN SRV IN	.00	.00	.00	.00	.00	.00
10013400 92777	CEN SRV IN	.00	.00	.00	.00	.00	.00
10013400 92800	CEN SRV IN	.00	.00	.00	.00	.00	.00
10013400 92820	CEN SRV IN	.00	.00	.00	.00	.00	.00
10013400 92840	CEN SRV IN	.00	.00	.00	.00	.00	.00
TOTAL ACCOUNTING		-600,481.00	-486,842.00	.00	.00	.00	.00
14 CITY ATTORNEY							
140 CITY ATTORNEY							
10014000 49106	CS IN	-173,420.00	-103,669.00	.00	.00	.00	.00
10014000 92105	CEN SRV IN	.00	.00	.00	.00	.00	.00
10014000 92311	CEN SRV IN	.00	.00	.00	.00	.00	.00
10014000 92312	CEN SRV IN	.00	.00	.00	.00	.00	.00
10014000 92640	CEN SRV IN	.00	.00	.00	.00	.00	.00
10014000 92691	CEN SRV IN	.00	.00	.00	.00	.00	.00
10014000 92720	CEN SRV IN	.00	.00	.00	.00	.00	.00
10014000 92730	CEN SRV IN	.00	.00	.00	.00	.00	.00
10014000 92777	CEN SRV IN	.00	.00	.00	.00	.00	.00
10014000 92800	CEN SRV IN	.00	.00	.00	.00	.00	.00
10014000 92820	CEN SRV IN	.00	.00	.00	.00	.00	.00
10014000 92840	CEN SRV IN	.00	.00	.00	.00	.00	.00
TOTAL CITY ATTORNEY		-173,420.00	-103,669.00	.00	.00	.00	.00
15 CITY TREASURER							
151 CITY TREASURER							
10015100 49107	CS IN	-82,467.00	-83,264.00	.00	.00	.00	.00
10015100 92105	CEN SRV IN	.00	.00	.00	.00	.00	.00
10015100 92311	CEN SRV IN	.00	.00	.00	.00	.00	.00

TEMPLATE DRAFT

PROJECTION: 20181 2017-18 Budget FOR PERIOD 99

GENERAL FUND		2016 REVISED BUD	2017 REVISED BUD	2018 DEPT REQ	2018 BUDGET REV	2018 CITY MGR	2018 COUNCIL
10015100 92312	CEN SRV IN	.00	.00	.00	.00	.00	.00
10015100 92640	CEN SRV IN	.00	.00	.00	.00	.00	.00
10015100 92691	CEN SRV IN	.00	.00	.00	.00	.00	.00
10015100 92720	CEN SRV IN	.00	.00	.00	.00	.00	.00
10015100 92730	CEN SRV IN	.00	.00	.00	.00	.00	.00
10015100 92777	CEN SRV IN	.00	.00	.00	.00	.00	.00
10015100 92800	CEN SRV IN	.00	.00	.00	.00	.00	.00
10015100 92820	CEN SRV IN	.00	.00	.00	.00	.00	.00
10015100 92840	CEN SRV IN	.00	.00	.00	.00	.00	.00
TOTAL CITY TREASURER		-82,467.00	-83,264.00	.00	.00	.00	.00
16	HUMAN RESOURCES & RISK MGMT						
161	HUMAN RESOURCES						
10016100 49108	CS IN	-334,444.00	-180,296.00	.00	.00	.00	.00
10016100 92105	CEN SRV IN	.00	.00	.00	.00	.00	.00
10016100 92311	CEN SRV IN	.00	.00	.00	.00	.00	.00
10016100 92691	CEN SRV IN	.00	.00	.00	.00	.00	.00
10016100 92720	CEN SRV IN	.00	.00	.00	.00	.00	.00
10016100 92730	CEN SRV IN	.00	.00	.00	.00	.00	.00
10016100 92777	CEN SRV IN	.00	.00	.00	.00	.00	.00
10016100 92800	CEN SRV IN	.00	.00	.00	.00	.00	.00
10016100 92820	CEN SRV IN	.00	.00	.00	.00	.00	.00
10016100 92840	CEN SRV IN	.00	.00	.00	.00	.00	.00
TOTAL HUMAN RESOURCES		-334,444.00	-180,296.00	.00	.00	.00	.00
20	POLICE						
202	POLICE OPERATIONS						
10020210 91639	XSPREVPD	.00	.00	.00	.00	.00	.00
TOTAL POLICE OPERATIONS		.00	.00	.00	.00	.00	.00
22	COMMUNITY SERVICES						
221	PARKS						
10022100 95220	XTO220	.00	.00	.00	.00	.00	.00

TEMPLATE DRAFT

PROJECTION: 20181 2017-18 Budget FOR PERIOD 99

GENERAL FUND			2016 REVISED BUD	2017 REVISED BUD	2018 DEPT REQ	2018 BUDGET REV	2018 CITY MGR	2018 COUNCIL
10022100 95251		XTO251	.00	.00	.00	.00	.00	.00
TOTAL PARKS			.00	.00	.00	.00	.00	.00
225 BUILDING & GROUNDS MAINTENANCE								
10022500 94301		XTO RESRV	.00	.00	.00	.00	.00	.00
10022500 95220		XTO220	.00	.00	.00	.00	.00	.00
TOTAL BUILDING & GROUNDS MAI			.00	.00	.00	.00	.00	.00
229 INFORMATION TECHNOLOGY								
10022900 95220		XTO220	.00	.00	.00	.00	.00	.00
TOTAL INFORMATION TECHNOLOGY			.00	.00	.00	.00	.00	.00
23 COMMUNITY DEVELOPMENT								
231 COMMUNITY PLANNING								
10023100 95220		XTO220	.00	.00	.00	.00	.00	.00
10023100 95251		XTO251	.00	.00	.00	.00	.00	.00
TOTAL COMMUNITY PLANNING			.00	.00	.00	.00	.00	.00
24 PUBLIC WORKS								
242 ENGINEERING/STREETS								
10024200 95220		XTO220	.00	.00	.00	.00	.00	.00
10024210 91500		XFROM500	.00	.00	-215,500.00	-215,500.00	.00	.00
10024210 91501		XFROM501	.00	.00	.00	.00	.00	.00
10024210 91502		XFROM502	-4,000.00	-4,000.00	.00	.00	.00	.00
10024220 91000	13001	TRAN IN	.00	.00	-1,400,000.00	-1,400,000.00	.00	.00
10024220 91500		XFROM500	-52,473.00	-53,806.00	.00	.00	.00	.00
10024220 91501		XFROM501	-126,422.00	-139,420.00	.00	.00	.00	.00
10024220 91503		XFROM503	-92,469.00	-100,399.00	.00	.00	.00	.00

TEMPLATE DRAFT

PROJECTION: 20181 2017-18 Budget FOR PERIOD 99

GENERAL FUND		2016 REVISED BUD	2017 REVISED BUD	2018 DEPT REQ	2018 BUDGET REV	2018 CITY MGR	2018 COUNCIL
10024220 95220	XTO220	.00	.00	.00	.00	.00	.00
TOTAL ENGINEERING/STREETS		-275,364.00	-297,625.00	-1,615,500.00	-1,615,500.00	.00	.00
243 CORPORATION YARD							
10024300 94301	XTO RESRV	.00	.00	.00	.00	.00	.00
10024300 95220	XTO220	.00	.00	.00	.00	.00	.00
TOTAL CORPORATION YARD		.00	.00	.00	.00	.00	.00
TOTAL TRANSFERS		5,203,092.00	4,989,867.00	-1,314,521.00	-1,314,521.00	.00	.00
TOTAL GENERAL FUND		-429,447.00	-524,885.00	-387,483.73	-526,926.52	.00	.00
	GRAND TOTAL	-429,447.00	-524,885.00	-387,483.73	-526,926.52	.00	.00

** END OF REPORT - Generated by Daniel Buffalo **

TEMPLATE DRAFT

BUDGET DETAIL: BUDGET UNIT LEVEL

TEMPLATE DRAFT

PROJECTION: 20181 2017-18 Budget FOR PERIOD 99

GENERAL FUND			2016 REVISED BUD	2017 REVISED BUD	2018 DEPT REQ	2018 BUDGET REV	2018 CITY MGR	2018 COUNCIL
13	FINANCE							
132	BUDGET MANAGEMENT							
10013200	44215	FINSER	.00	.00	-6,000.00	-6,000.00	.00	.00
TOTAL BUDGET MANAGEMENT			.00	.00	-6,000.00	-6,000.00	.00	.00
134	ACCOUNTING							
10013400	44215	FINSER	.00	.00	-30,000.00	-30,000.00	.00	.00
10013400	44830	REIMB JOBS	.00	.00	.00	.00	.00	.00
TOTAL ACCOUNTING			.00	.00	-30,000.00	-30,000.00	.00	.00
TOTAL UNDEFINED CHAR			.00	.00	-36,000.00	-36,000.00	.00	.00

TEMPLATE DRAFT

PROJECTION: 20181 2017-18 Budget FOR PERIOD 99

TEMPLATE DRAFT

GENERAL FUND				2016 REVISED BUD	2017 REVISED BUD	2018 DEPT REQ	2018 BUDGET REV	2018 CITY MGR	2018 COUNCIL
51	PERSONNEL								
13	FINANCE								
132	BUDGET MANAGEMENT								
10013200	51110		REG SAL	.00	.00	104,796.00	104,796.00	.00	.00
10013200	51210		PERS	.00	.00	12,590.00	12,590.00	.00	.00
10013200	51211		PERS LIAB	.00	.00	19,024.85	19,024.85	.00	.00
10013200	51220		INSUR	.00	.00	20,048.00	20,048.00	.00	.00
10013200	51230		W-COMP	.00	.00	6,870.00	6,870.00	.00	.00
10013200	51240		MEDICARE	.00	.00	1,806.00	1,806.00	.00	.00
10013200	51250		UNEMPLY	.00	.00	1,245.00	1,245.00	.00	.00
10013200	51290		CELL STPND	.00	.00	141.00	141.00	.00	.00
TOTAL BUDGET MANAGEMENT				.00	.00	166,520.85	166,520.85	.00	.00
134	ACCOUNTING								
10013400	51110		REG SAL	340,324.00	358,817.00	315,038.00	315,038.00	.00	.00
10013400	51110	UVFD	REG SAL	.00	.00	.00	.00	.00	.00
10013400	51110	UVFDS	REG SAL	.00	.00	.00	.00	.00	.00
10013400	51110	UVSDL	REG SAL	.00	.00	.00	.00	.00	.00
10013400	51120		N-REG SAL	.00	.00	.00	.00	.00	.00
10013400	51120	UVSDL	N-REG SAL	.00	.00	.00	.00	.00	.00
10013400	51130		OT SAL	.00	.00	.00	.00	.00	.00
10013400	51150		ACC SALB	.00	.00	.00	.00	.00	.00
10013400	51210		PERS	99,599.00	116,697.00	39,697.00	39,697.00	.00	.00
10013400	51210	UVFD	PERS	.00	.00	.00	.00	.00	.00
10013400	51210	UVFDS	PERS	.00	.00	.00	.00	.00	.00
10013400	51210	UVSDL	PERS	.00	.00	.00	.00	.00	.00
10013400	51211		PERS LIAB	.00	.00	65,622.89	65,622.89	.00	.00
10013400	51220		INSUR	61,194.00	71,350.00	64,642.00	64,642.00	.00	.00
10013400	51220	UVFD	INSUR	.00	.00	.00	.00	.00	.00
10013400	51220	UVFDS	INSUR	.00	.00	.00	.00	.00	.00
10013400	51220	UVSDL	INSUR	.00	.00	.00	.00	.00	.00
10013400	51230		W-COMP	16,863.00	21,243.00	20,894.00	20,894.00	.00	.00
10013400	51230	UVFD	W-COMP	.00	.00	.00	.00	.00	.00
10013400	51230	UVFDS	W-COMP	.00	.00	.00	.00	.00	.00

PROJECTION: 20181 2017-18 Budget FOR PERIOD 99

GENERAL FUND			2016 REVISED BUD	2017 REVISED BUD	2018 DEPT REQ	2018 BUDGET REV	2018 CITY MGR	2018 COUNCIL
10013400 51230	UVSDL	W-COMP	.00	.00	.00	.00	.00	.00
10013400 51240		MEDICARE	5,774.00	6,346.00	5,509.00	5,509.00	.00	.00
10013400 51240	UVFD	MEDICARE	.00	.00	.00	.00	.00	.00
10013400 51240	UVFDS	MEDICARE	.00	.00	.00	.00	.00	.00
10013400 51240	UVSDL	MEDICARE	.00	.00	.00	.00	.00	.00
10013400 51250		UNEMPLY	3,987.00	4,376.00	3,802.00	3,802.00	.00	.00
10013400 51250	UVFD	UNEMPLY	.00	.00	.00	.00	.00	.00
10013400 51250	UVFDS	UNEMPLY	.00	.00	.00	.00	.00	.00
10013400 51250	UVSDL	UNEMPLY	.00	.00	.00	.00	.00	.00
10013400 51260		FICA	.00	.00	.00	.00	.00	.00
10013400 51260	UVSDL	FICA	.00	.00	.00	.00	.00	.00
10013400 51290		CELL PHONE	536.00	154.00	141.00	141.00	.00	.00
TOTAL ACCOUNTING			528,277.00	578,983.00	515,345.89	515,345.89	.00	.00
TOTAL PERSONNEL			528,277.00	578,983.00	681,866.74	681,866.74	.00	.00

TEMPLATE DRAFT

PROJECTION: 20181 2017-18 Budget FOR PERIOD 99

GENERAL FUND			2016 REVISED BUD	2017 REVISED BUD	2018 DEPT REQ	2018 BUDGET REV	2018 CITY MGR	2018 COUNCIL
52	OPERATIONS							
13	FINANCE							
132	BUDGET MANAGEMENT							
10013200	54100		SUPPLIES	.00	.00	1,500.00	1,500.00	.00	.00
10013200	55100		TELEPHONE	.00	.00	.00	.00	.00	.00
10013200	57100		CONF TRAIN	.00	.00	9,000.00	9,000.00	.00	.00
10013200	57300		MEMB SUBS	.00	.00	829.00	829.00	.00	.00
10013200	62101		ADMIN OVHD	.00	.00	-171,850.00	-171,850.00	.00	.00
TOTAL BUDGET MANAGEMENT				.00	.00	-160,521.00	-160,521.00	.00	.00
134	ACCOUNTING							
10013400	52100		CONT SVCS	103,000.00	113,125.00	157,053.00	157,053.00	.00	.00
10013400	52100	UVSDL	CONT SVCS	.00	.00	.00	.00	.00	.00
10013400	54100		SUPPLIES	8,500.00	8,500.00	16,500.00	16,500.00	.00	.00
10013400	54100	COMP	SUPPLIES	.00	.00	.00	.00	.00	.00
10013400	54101		POSTG COST	2,200.00	2,200.00	4,000.00	4,000.00	.00	.00
10013400	54101	F02	POSTG COST	.00	.00	.00	.00	.00	.00
10013400	54330		COMP SUPP	.00	.00	3,400.00	3,400.00	.00	.00
10013400	55100		TELEPHONE	1,200.00	1,200.00	1,000.00	1,000.00	.00	.00
10013400	55210		UTILITY	.00	.00	.00	.00	.00	.00
10013400	56120		EQUIP M&R	1,500.00	1,500.00	750.00	750.00	.00	.00
10013400	56300		BLDG M&R	.00	.00	.00	.00	.00	.00
10013400	57100		CONF TRAIN	4,000.00	4,500.00	20,000.00	20,000.00	.00	.00
10013400	57300		MEMB SUBS	850.00	1,220.00	1,755.00	1,755.00	.00	.00
10013400	59400		OTHER EXP	.00	.00	.00	.00	.00	.00
10013400	62101		ADMIN OVHD	.00	.00	-689,804.00	-689,804.00	.00	.00
10013400	94700		FINE PNLTY	.00	.00	.00	.00	.00	.00
TOTAL ACCOUNTING				121,250.00	132,245.00	-485,346.00	-485,346.00	.00	.00
TOTAL OPERATIONS				121,250.00	132,245.00	-645,867.00	-645,867.00	.00	.00

TEMPLATE DRAFT

PROJECTION: 20181 2017-18 Budget FOR PERIOD 99

GENERAL FUND			2016 REVISED BUD	2017 REVISED BUD	2018 DEPT REQ	2018 BUDGET REV	2018 CITY MGR	2018 COUNCIL
60	INTERNAL SERVICE USE							
13	FINANCE							
132	BUDGET MANAGEMENT							
10013200	61200	PURCHASING	.00	.00	.00	.00	.00	.00
10013200	61300	BILLING	.00	.00	193.00	193.00	.00	.00
10013200	61420	BLDG MAINT	.00	.00	18,922.00	18,922.00	.00	.00
10013200	61422	IT ALLOC	.00	.00	7,700.00	7,700.00	.00	.00
10013200	61425	ALLOC UTIL	.00	.00	.00	.00	.00	.00
10013200	61500	INSURANCE	.00	.00	457.00	457.00	.00	.00
10013200	62100	ADMIN SVC	.00	.00	10,363.00	10,363.00	.00	.00
TOTAL BUDGET MANAGEMENT			.00	.00	37,635.00	37,635.00	.00	.00
134	ACCOUNTING							
10013400	61200	PURCHASING	3,538.00	4,805.00	10,654.00	10,654.00	.00	.00
10013400	61300	BILLING	.00	.00	965.00	965.00	.00	.00
10013400	61410	RENT	.00	.00	.00	.00	.00	.00
10013400	61420	BLDG MAINT	14,830.00	16,090.00	21,942.00	21,942.00	.00	.00
10013400	61422	IT ALLOC	30,122.00	30,955.00	34,495.00	34,495.00	.00	.00
10013400	61425	ALLOC UTIL	2,950.00	2,834.00	.00	.00	.00	.00
10013400	61500	INSURANCE	.00	.00	1,848.00	1,848.00	.00	.00
10013400	62100	ADMIN SVC	.00	.00	43,194.00	43,194.00	.00	.00
TOTAL ACCOUNTING			51,440.00	54,684.00	113,098.00	113,098.00	.00	.00
TOTAL INTERNAL SERVICE USE			51,440.00	54,684.00	150,733.00	150,733.00	.00	.00

TEMPLATE DRAFT

PROJECTION: 20181 2017-18 Budget FOR PERIOD 99

GENERAL FUND			2016 REVISED BUD	2017 REVISED BUD	2018 DEPT REQ	2018 BUDGET REV	2018 CITY MGR	2018 COUNCIL
80	CAPITAL OUTLAY							
13	FINANCE							
134	ACCOUNTING							
10013400	80100	MACH EQUIP	.00	.00	.00	.00	.00	.00
TOTAL ACCOUNTING			.00	.00	.00	.00	.00	.00
TOTAL CAPITAL OUTLAY			.00	.00	.00	.00	.00	.00

TEMPLATE DRAFT

PROJECTION: 20181 2017-18 Budget FOR PERIOD 99

GENERAL FUND			2016 REVISED BUD	2017 REVISED BUD	2018 DEPT REQ	2018 BUDGET REV	2018 CITY MGR	2018 COUNCIL
RC	REIMBURSABLE CREDIT							
13	FINANCE							
134	ACCOUNTING							
10013400	44299	GG CHARGES	.00	.00	.00	.00	.00	.00
TOTAL ACCOUNTING			.00	.00	.00	.00	.00	.00
TOTAL REIMBURSABLE CREDIT			.00	.00	.00	.00	.00	.00

TEMPLATE DRAFT

PROJECTION: 20181 2017-18 Budget FOR PERIOD 99

GENERAL FUND			2016 REVISED BUD	2017 REVISED BUD	2018 DEPT REQ	2018 BUDGET REV	2018 CITY MGR	2018 COUNCIL
T	TRANSFERS							
13	FINANCE							
132	BUDGET MANAGEMENT							
10013200	49105	ADMIN IN	.00	.00	.00	.00	.00	.00
TOTAL BUDGET MANAGEMENT			.00	.00	.00	.00	.00	.00
134	ACCOUNTING							
10013400	49105	CS IN	-600,481.00	-486,842.00	.00	.00	.00	.00
10013400	92105	CEN SRV IN	.00	.00	.00	.00	.00	.00
10013400	92311	CEN SRV IN	.00	.00	.00	.00	.00	.00
10013400	92312	CEN SRV IN	.00	.00	.00	.00	.00	.00
10013400	92640	CEN SRV IN	.00	.00	.00	.00	.00	.00
10013400	92691	CEN SRV IN	.00	.00	.00	.00	.00	.00
10013400	92720	CEN SRV IN	.00	.00	.00	.00	.00	.00
10013400	92730	CEN SRV IN	.00	.00	.00	.00	.00	.00
10013400	92777	CEN SRV IN	.00	.00	.00	.00	.00	.00
10013400	92800	CEN SRV IN	.00	.00	.00	.00	.00	.00
10013400	92820	CEN SRV IN	.00	.00	.00	.00	.00	.00
10013400	92840	CEN SRV IN	.00	.00	.00	.00	.00	.00
TOTAL ACCOUNTING			-600,481.00	-486,842.00	.00	.00	.00	.00
TOTAL TRANSFERS			-600,481.00	-486,842.00	.00	.00	.00	.00
TOTAL GENERAL FUND			100,486.00	279,070.00	150,732.74	150,732.74	.00	.00

TEMPLATE DRAFT

PROJECTION: 20181 2017-18 Budget FOR PERIOD 99

PURCHASING FUND	2016 REVISED BUD	2017 REVISED BUD	2018 DEPT REQ	2018 BUDGET REV	2018 CITY MGR	2018 COUNCIL
13 FINANCE						
135 PURCHASING						
20413500 94400 DEPREC	.00	.00	.00	.00	.00	.00
TOTAL PURCHASING	.00	.00	.00	.00	.00	.00
TOTAL UNDEFINED CHAR	.00	.00	.00	.00	.00	.00

TEMPLATE DRAFT

PROJECTION: 20181 2017-18 Budget FOR PERIOD 99

PURCHASING FUND			2016 REVISED BUD	2017 REVISED BUD	2018 DEPT REQ	2018 BUDGET REV	2018 CITY MGR	2018 COUNCIL
51	PERSONNEL							
13	FINANCE							
135	PURCHASING							
20413500	51110		REG SAL	122,774.00	138,252.00	206,449.00	206,449.00	.00	.00
20413500	51110	UVFDS	REG SAL	.00	.00	.00	.00	.00	.00
20413500	51120		N-REG SAL	.00	.00	.00	.00	.00	.00
20413500	51130		OT SAL	.00	.00	.00	.00	.00	.00
20413500	51150		ACC SALB	.00	.00	.00	.00	.00	.00
20413500	51210		PERS	36,887.00	44,057.00	25,292.00	25,292.00	.00	.00
20413500	51210	UVFDS	PERS	.00	.00	.00	.00	.00	.00
20413500	51211		PERS LIAB	.00	.00	38,407.83	38,407.83	.00	.00
20413500	51220		INSUR	17,498.00	32,388.00	53,260.00	53,260.00	.00	.00
20413500	51220	UVFDS	INSUR	.00	.00	.00	.00	.00	.00
20413500	51230		W-COMP	5,794.00	8,320.00	14,357.00	14,357.00	.00	.00
20413500	51230	UVFDS	W-COMP	.00	.00	.00	.00	.00	.00
20413500	51240		MEDICARE	1,978.00	2,474.00	3,769.00	3,769.00	.00	.00
20413500	51240	UVFDS	MEDICARE	.00	.00	.00	.00	.00	.00
20413500	51250		UNEMPLY	1,372.00	1,719.00	2,613.00	2,613.00	.00	.00
20413500	51250	UVFDS	UNEMPLY	.00	.00	.00	.00	.00	.00
20413500	51260		FICA	.00	.00	.00	.00	.00	.00
20413500	51290		CELL STPND	593.00	1,145.00	1,269.00	1,269.00	.00	.00
TOTAL PURCHASING				186,896.00	228,355.00	345,416.83	345,416.83	.00	.00
TOTAL PERSONNEL				186,896.00	228,355.00	345,416.83	345,416.83	.00	.00

TEMPLATE DRAFT

PROJECTION: 20181 2017-18 Budget FOR PERIOD 99

PURCHASING FUND			2016 REVISED BUD	2017 REVISED BUD	2018 DEPT REQ	2018 BUDGET REV	2018 CITY MGR	2018 COUNCIL
52	OPERATIONS							
13	FINANCE							
135	PURCHASING							
20413500 52100		CONT SVCS	9,900.00	37,280.00	17,895.00	17,895.00	.00	.00
20413500 52100	UVSDL	CONT SVCS	.00	.00	6,177.00	6,177.00	.00	.00
20413500 54100		SUPPLIES	10,375.00	6,000.00	5,700.00	5,700.00	.00	.00
20413500 54101		POSTG COST	300.00	700.00	700.00	700.00	.00	.00
20413500 54330		COMP SUPP	.00	.00	2,000.00	2,000.00	.00	.00
20413500 55100		TELEPHONE	900.00	500.00	.00	.00	.00	.00
20413500 55210		UTILITY	.00	.00	.00	.00	.00	.00
20413500 56120		EQUIP M&R	500.00	500.00	500.00	500.00	.00	.00
20413500 56130		EXT SRVCS	.00	.00	.00	.00	.00	.00
20413500 56210		FUEL FLUID	.00	.00	.00	.00	.00	.00
20413500 56300		BLDG M&R	.00	.00	.00	.00	.00	.00
20413500 57100		CONF TRAIN	2,500.00	2,000.00	13,500.00	13,500.00	.00	.00
20413500 57300		MEMB SUBS	755.00	755.00	1,070.00	1,070.00	.00	.00
TOTAL PURCHASING			25,230.00	47,735.00	47,542.00	47,542.00	.00	.00
TOTAL OPERATIONS			25,230.00	47,735.00	47,542.00	47,542.00	.00	.00

TEMPLATE DRAFT

PROJECTION: 20181 2017-18 Budget FOR PERIOD 99

PURCHASING FUND			2016 REVISED BUD	2017 REVISED BUD	2018 DEPT REQ	2018 BUDGET REV	2018 CITY MGR	2018 COUNCIL
60	INTERNAL SERVICE USE							
13	FINANCE							
135	PURCHASING							
20413500	56110	C-GARG PTS	.00	.00	.00	.00	.00	.00
20413500	56111	C-GARG LBR	.00	.00	.00	.00	.00	.00
20413500	61100	GEN GOVT	.00	.00	.00	.00	.00	.00
20413500	61410	RENT	.00	.00	.00	.00	.00	.00
20413500	61420	BLDG MAINT	.00	.00	.00	.00	.00	.00
20413500	61422	IT ALLOC	9,080.00	9,332.00	50,819.00	50,819.00	.00	.00
20413500	61425	ALLOC UTIL	.00	.00	.00	.00	.00	.00
20413500	61500	INSURANCE	.00	.00	1,029.00	1,029.00	.00	.00
20413500	62100	ADMIN SVC	.00	.00	36,116.00	36,116.00	.00	.00
TOTAL PURCHASING			9,080.00	9,332.00	87,964.00	87,964.00	.00	.00
TOTAL INTERNAL SERVICE USE			9,080.00	9,332.00	87,964.00	87,964.00	.00	.00
TOTAL PURCHASING FUND			221,206.00	285,422.00	480,922.83	480,922.83	.00	.00

TEMPLATE DRAFT

PROJECTION: 20181 2017-18 Budget FOR PERIOD 99

BILLING AND COLLECTION FUND	2016 REVISED BUD	2017 REVISED BUD	2018 DEPT REQ	2018 BUDGET REV	2018 CITY MGR	2018 COUNCIL
13 FINANCE						
133 UTILITY BILLING						
20513300 94400 DEPREC	.00	3,922.00	.00	.00	.00	.00
20513380 56100 VEH EQ M&R	.00	.00	4,550.00	4,550.00	.00	.00
TOTAL UTILITY BILLING	.00	3,922.00	4,550.00	4,550.00	.00	.00
TOTAL UNDEFINED CHAR	.00	3,922.00	4,550.00	4,550.00	.00	.00

TEMPLATE DRAFT

PROJECTION: 20181 2017-18 Budget FOR PERIOD 99

TEMPLATE DRAFT

BILLING AND COLLECTION FUND			2016 REVISED BUD	2017 REVISED BUD	2018 DEPT REQ	2018 BUDGET REV	2018 CITY MGR	2018 COUNCIL
51	PERSONNEL							
13	FINANCE							
133	UTILITY BILLING							
20513300	51110	REG SAL	346,896.00	461,706.00	371,242.00	371,242.00	.00	.00
20513300	51110 17990	REG SAL	.00	.00	.00	.00	.00	.00
20513300	51120	N-REG SAL	.00	.00	.00	.00	.00	.00
20513300	51130	OT SAL	10,000.00	5,000.00	5,000.00	5,000.00	.00	.00
20513300	51130 17990	OT SAL	.00	.00	.00	.00	.00	.00
20513300	51150	ACC SALB	.00	.00	.00	.00	.00	.00
20513300	51210	PERS	102,867.00	149,996.00	51,701.00	51,701.00	.00	.00
20513300	51210 17990	PERS	.00	.00	.00	.00	.00	.00
20513300	51211	PERS LIAB	.00	.00	72,339.77	72,339.77	.00	.00
20513300	51220	INSUR	73,646.00	100,058.00	81,534.00	81,534.00	.00	.00
20513300	51230	W-COMP	17,588.00	27,149.00	24,932.00	24,932.00	.00	.00
20513300	51230 17990	W-COMP	.00	.00	.00	.00	.00	.00
20513300	51240	MEDICARE	6,022.00	8,114.00	6,572.00	6,572.00	.00	.00
20513300	51240 17990	MEDICARE	.00	.00	.00	.00	.00	.00
20513300	51250	UNEMPLY	4,160.00	5,606.00	4,539.00	4,539.00	.00	.00
20513300	51250 17990	UNEMPLY	.00	.00	.00	.00	.00	.00
20513300	51260	FICA	.00	.00	.00	.00	.00	.00
20513300	51290	CELL STPND	588.00	418.00	405.00	405.00	.00	.00
20513380	51110	REG SAL	.00	.00	.00	.00	.00	.00
20513380	51130	OT SAL	.00	.00	.00	.00	.00	.00
20513380	51210	PERS	.00	.00	.00	.00	.00	.00
20513380	51220	INSUR	.00	.00	.00	.00	.00	.00
20513380	51230	W-COMP	.00	.00	.00	.00	.00	.00
20513380	51240	MEDICARE	.00	.00	.00	.00	.00	.00
20513380	51250	UNEMPLY	.00	.00	.00	.00	.00	.00
20513382	51110	REG SAL	.00	.00	.00	.00	.00	.00
20513382	51130	OT SAL	.00	.00	.00	.00	.00	.00
20513382	51210	PERS	.00	.00	.00	.00	.00	.00
20513382	51220	INSUR	.00	.00	.00	.00	.00	.00
20513382	51230	W-COMP	.00	.00	.00	.00	.00	.00
20513382	51240	MEDICARE	.00	.00	.00	.00	.00	.00
20513382	51250	UNEMPLY	.00	.00	.00	.00	.00	.00
TOTAL UTILITY BILLING			561,767.00	758,047.00	618,264.77	618,264.77	.00	.00
TOTAL PERSONNEL			561,767.00	758,047.00	618,264.77	618,264.77	.00	.00

PROJECTION: 20181 2017-18 Budget FOR PERIOD 99

BILLING AND COLLECTION FUND			2016 REVISED BUD	2017 REVISED BUD	2018 DEPT REQ	2018 BUDGET REV	2018 CITY MGR	2018 COUNCIL
52	OPERATIONS							
13	FINANCE							
133	UTILITY BILLING							
20513300 52100		CONT SVCS	144,165.00	107,900.00	152,367.00	152,367.00	.00	.00
20513300 54100		SUPPLIES	10,000.00	14,500.00	15,000.00	15,000.00	.00	.00
20513300 54100	COMP	SUPPLIES	.00	.00	.00	.00	.00	.00
20513300 54101		POSTG COST	45,000.00	46,000.00	5,500.00	5,500.00	.00	.00
20513300 54320		SOFTWARE	.00	.00	176,000.00	176,000.00	.00	.00
20513300 55100		TELEPHONE	2,700.00	2,900.00	4,000.00	4,000.00	.00	.00
20513300 55210		UTILITY	.00	.00	.00	.00	.00	.00
20513300 56120		EQUIP M&R	7,176.00	500.00	5,000.00	5,000.00	.00	.00
20513300 56300		BLDG M&R	.00	.00	.00	.00	.00	.00
20513300 57100		CONF TRAIN	4,500.00	2,000.00	6,500.00	6,500.00	.00	.00
20513300 59400		OTHER EXP	.00	.00	.00	.00	.00	.00
20513380 54100		SUPPLIES	.00	.00	550.00	550.00	.00	.00
20513380 54320		SOFTWARE	.00	.00	22,000.00	22,000.00	.00	.00
20513380 56130		EXT SRVCS	.00	.00	.00	.00	.00	.00
20513380 57100		CONF TRAIN	.00	.00	8,300.00	8,300.00	.00	.00
20513382 54100		SUPPLIES	.00	.00	3,000.00	3,000.00	.00	.00
20513382 54320		SOFTWARE	.00	.00	22,000.00	22,000.00	.00	.00
20513382 56120		EQUIP M&R	.00	.00	5,100.00	5,100.00	.00	.00
20513382 56130		EXT SRVCS	.00	.00	500.00	500.00	.00	.00
20513382 56210		FUEL FLUID	.00	.00	600.00	600.00	.00	.00
TOTAL UTILITY BILLING			213,541.00	173,800.00	426,417.00	426,417.00	.00	.00
TOTAL OPERATIONS			213,541.00	173,800.00	426,417.00	426,417.00	.00	.00

TEMPLATE DRAFT

PROJECTION: 20181 2017-18 Budget FOR PERIOD 99

BILLING AND COLLECTION FUND			2016 REVISED BUD	2017 REVISED BUD	2018 DEPT REQ	2018 BUDGET REV	2018 CITY MGR	2018 COUNCIL
60	INTERNAL SERVICE USE							
13	FINANCE							
133	UTILITY BILLING							
20513300	61100	GEN GOVT	.00	.00	.00	.00	.00	.00
20513300	61200	PURCHASING	.00	.00	10,510.00	10,510.00	.00	.00
20513300	61410	RENT	.00	.00	.00	.00	.00	.00
20513300	61420	BLDG MAINT	.00	18,978.00	25,886.00	25,886.00	.00	.00
20513300	61422	IT ALLOC	26,579.00	44,429.00	61,784.00	61,784.00	.00	.00
20513300	61425	ALLOC UTIL	.00	3,342.00	.00	.00	.00	.00
20513300	61500	INSURANCE	.00	.00	3,334.00	3,334.00	.00	.00
20513300	62100	ADMIN SVC	.00	.00	79,197.00	79,197.00	.00	.00
20513380	61422	IT ALLOC	.00	.00	.00	.00	.00	.00
20513382	61422	IT ALLOC	.00	.00	.00	.00	.00	.00
TOTAL UTILITY BILLING			26,579.00	66,749.00	180,711.00	180,711.00	.00	.00
TOTAL INTERNAL SERVICE USE			26,579.00	66,749.00	180,711.00	180,711.00	.00	.00

TEMPLATE DRAFT

PROJECTION: 20181 2017-18 Budget FOR PERIOD 99

BILLING AND COLLECTION FUND			2016 REVISED BUD	2017 REVISED BUD	2018 DEPT REQ	2018 BUDGET REV	2018 CITY MGR	2018 COUNCIL
80	CAPITAL OUTLAY							
13	FINANCE							
133	UTILITY BILLING							
20513300	80100	MACH EQUIP	.00	.00	.00	.00	.00	.00
20513300	80220	BLDG IMPR	.00	.00	100,000.00	100,000.00	.00	.00
TOTAL UTILITY BILLING			.00	.00	100,000.00	100,000.00	.00	.00
TOTAL CAPITAL OUTLAY			.00	.00	100,000.00	100,000.00	.00	.00

TEMPLATE DRAFT

PROJECTION: 20181 2017-18 Budget FOR PERIOD 99

BILLING AND COLLECTION FUND			2016 REVISED BUD	2017 REVISED BUD	2018 DEPT REQ	2018 BUDGET REV	2018 CITY MGR	2018 COUNCIL
T	TRANSFERS							
13	FINANCE							
133	UTILITY BILLING							
20513300	95220	XTO220	120,684.00	.00	.00	.00	.00	.00
TOTAL UTILITY BILLING			120,684.00	.00	.00	.00	.00	.00
TOTAL TRANSFERS			120,684.00	.00	.00	.00	.00	.00
TOTAL BILLING AND COLLECTION			922,571.00	1,002,518.00	1,329,942.77	1,329,942.77	.00	.00

TEMPLATE DRAFT

PROJECTION: 20181 2017-18 Budget FOR PERIOD 99

IT FUND			2016 REVISED BUD	2017 REVISED BUD	2018 DEPT REQ	2018 BUDGET REV	2018 CITY MGR	2018 COUNCIL
13	FINANCE							
139	IT							
20913900	44261	C2 GF	.00	.00	.00	.00	.00	.00
20913900	44264	C2 GARAGE	.00	.00	.00	.00	.00	.00
20913900	44265	C2 AIRPRT	.00	.00	.00	.00	.00	.00
20913900	44266	C2 SEWER	.00	.00	.00	.00	.00	.00
20913900	44267	C2 DISP	.00	.00	.00	.00	.00	.00
20913900	44268	C2 GOLF	.00	.00	.00	.00	.00	.00
20913900	44269	CRG B&C	.00	.00	.00	.00	.00	.00
20913900	44270	C2 ELEC	.00	.00	.00	.00	.00	.00
20913900	44272	C2 WATER	.00	.00	.00	.00	.00	.00
20913900	44273	C2 RDA	.00	.00	.00	.00	.00	.00
20913900	44276	C2 FIRE	.00	.00	.00	.00	.00	.00
20913900	44279	C2 POLICE	.00	.00	.00	.00	.00	.00
20913900	44281	CHGTOPURCH	.00	.00	.00	.00	.00	.00
20913900	44283	CONF CENT	.00	.00	.00	.00	.00	.00
20913900	44284	ARRC	.00	.00	.00	.00	.00	.00
20913900	44285	TO MUSEUM	.00	.00	.00	.00	.00	.00
20913900	44286	C2 BLDG	.00	.00	.00	.00	.00	.00
20913900	44287	C2 CY	.00	.00	.00	.00	.00	.00
20913900	44289	C2 VU	.00	.00	.00	.00	.00	.00
TOTAL IT			.00	.00	.00	.00	.00	.00
TOTAL UNDEFINED CHAR			.00	.00	.00	.00	.00	.00

TEMPLATE DRAFT

PROJECTION: 20181 2017-18 Budget FOR PERIOD 99

IT FUND			2016 REVISED BUD	2017 REVISED BUD	2018 DEPT REQ	2018 BUDGET REV	2018 CITY MGR	2018 COUNCIL
51	PERSONNEL							
13	FINANCE							
139	IT							
20913900	51110	REG SAL	.00	.00	285,707.00	285,707.00	.00	.00
20913900	51120	N-REG SAL	.00	.00	.00	.00	.00	.00
20913900	51130	OT SAL	.00	.00	10,000.00	10,000.00	.00	.00
20913900	51140	S-BY SAL	.00	.00	25,000.00	25,000.00	.00	.00
20913900	51150	ACC SALB	.00	.00	.00	.00	.00	.00
20913900	51210	PERS	.00	.00	35,391.00	35,391.00	.00	.00
20913900	51211	PERS LIAB	.00	.00	53,479.63	53,479.63	.00	.00
20913900	51220	INSUR	.00	.00	41,186.00	41,186.00	.00	.00
20913900	51230	W-COMP	.00	.00	18,108.00	18,108.00	.00	.00
20913900	51240	MEDICARE	.00	.00	4,743.00	4,743.00	.00	.00
20913900	51250	UNEMPLY	.00	.00	3,294.00	3,294.00	.00	.00
20913900	51260	FICA	.00	.00	.00	.00	.00	.00
20913900	51290	CELL STPND	.00	.00	2,303.00	2,303.00	.00	.00
TOTAL IT			.00	.00	479,211.63	479,211.63	.00	.00
TOTAL PERSONNEL			.00	.00	479,211.63	479,211.63	.00	.00

TEMPLATE DRAFT

PROJECTION: 20181 2017-18 Budget FOR PERIOD 99

IT FUND			2016 REVISED BUD	2017 REVISED BUD	2018 DEPT REQ	2018 BUDGET REV	2018 CITY MGR	2018 COUNCIL
52	OPERATIONS							
13	FINANCE							
139	IT							
20913900	52100	CONT SVCS	.00	.00	166,000.00	166,000.00	.00	.00
20913900	54100	SUPPLIES	.00	.00	8,000.00	8,000.00	.00	.00
20913900	54101	POSTAGE	.00	.00	200.00	200.00	.00	.00
20913900	54320	SOFTWARE	.00	.00	191,019.00	191,019.00	.00	.00
20913900	54330	COMP SUPP	.00	.00	8,300.00	8,300.00	.00	.00
20913900	55100	TELEPHONE	.00	.00	71,200.00	71,200.00	.00	.00
20913900	56120	EQUIP M&R	.00	.00	26,000.00	26,000.00	.00	.00
20913900	57100	CONF TRAIN	.00	.00	30,000.00	30,000.00	.00	.00
20913900	57300	MEMB SUBS	.00	.00	800.00	800.00	.00	.00
TOTAL IT			.00	.00	501,519.00	501,519.00	.00	.00
TOTAL OPERATIONS			.00	.00	501,519.00	501,519.00	.00	.00

TEMPLATE DRAFT

PROJECTION: 20181 2017-18 Budget FOR PERIOD 99

IT FUND			2016 REVISED BUD	2017 REVISED BUD	2018 DEPT REQ	2018 BUDGET REV	2018 CITY MGR	2018 COUNCIL
60	INTERNAL SERVICE USE							
13	FINANCE							
139	IT							
20913900	61200	PURCHASING	.00	.00	.00	.00	.00	.00
20913900	61410	RENT	.00	.00	.00	.00	.00	.00
20913900	61420	BLDG MAINT	.00	.00	.00	.00	.00	.00
20913900	61425	ALLOC UTIL	.00	.00	.00	.00	.00	.00
20913900	61500	INSURANCE	.00	.00	2,517.00	2,517.00	.00	.00
20913900	62100	ADMIN SVC	.00	.00	52,578.00	52,578.00	.00	.00
TOTAL IT			.00	.00	55,095.00	55,095.00	.00	.00
TOTAL INTERNAL SERVICE USE			.00	.00	55,095.00	55,095.00	.00	.00

TEMPLATE DRAFT

PROJECTION: 20181 2017-18 Budget FOR PERIOD 99

IT FUND			2016 REVISED BUD	2017 REVISED BUD	2018 DEPT REQ	2018 BUDGET REV	2018 CITY MGR	2018 COUNCIL
80	CAPITAL OUTLAY							
13	FINANCE							
139	IT							
20913900	80100	MACH EQUIP	.00	.00	196,000.00	196,000.00	.00	.00
TOTAL IT			.00	.00	196,000.00	196,000.00	.00	.00
TOTAL CAPITAL OUTLAY			.00	.00	196,000.00	196,000.00	.00	.00

TEMPLATE DRAFT

PROJECTION: 20181 2017-18 Budget FOR PERIOD 99

IT FUND			2016 REVISED BUD	2017 REVISED BUD	2018 DEPT REQ	2018 BUDGET REV	2018 CITY MGR	2018 COUNCIL
RC	REIMBURSABLE CREDIT							
13	FINANCE							
139	IT							
20913900	44299	GG CHARGES	.00	.00	.00	.00	.00	.00
TOTAL IT			.00	.00	.00	.00	.00	.00
TOTAL REIMBURSABLE CREDIT			.00	.00	.00	.00	.00	.00
TOTAL IT FUND			.00	.00	1,231,825.63	1,231,825.63	.00	.00

TEMPLATE DRAFT

PROJECTION: 20181 2017-18 Budget FOR PERIOD 99

EQUIPMENT RESERVE FUND		2016 REVISED BUD	2017 REVISED BUD	2018 DEPT REQ	2018 BUDGET REV	2018 CITY MGR	2018 COUNCIL
51 PERSONNEL							
13 FINANCE							
134 ACCOUNTING							
22013400 51120	N-REG SAL	.00	.00	.00	.00	.00	.00
22013400 51230	W-COMP	.00	.00	.00	.00	.00	.00
22013400 51240	MEDICARE	.00	.00	.00	.00	.00	.00
22013400 51250	UNEMPLY	.00	.00	.00	.00	.00	.00
22013400 51260	FICA	.00	.00	.00	.00	.00	.00
TOTAL ACCOUNTING		.00	.00	.00	.00	.00	.00
TOTAL PERSONNEL		.00	.00	.00	.00	.00	.00

TEMPLATE DRAFT

PROJECTION: 20181 2017-18 Budget FOR PERIOD 99

EQUIPMENT RESERVE FUND			2016 REVISED BUD	2017 REVISED BUD	2018 DEPT REQ	2018 BUDGET REV	2018 CITY MGR	2018 COUNCIL
52	OPERATIONS							
13	FINANCE							
133	UTILITY BILLING							
22013300 52100		CONT SVCS	.00	.00	.00	.00	.00	.00
TOTAL UTILITY BILLING			.00	.00	.00	.00	.00	.00
134	ACCOUNTING							
22013400 52100		CONT SVCS	.00	.00	.00	.00	.00	.00
22013400 52100	F02	CONT SVCS	.00	.00	.00	.00	.00	.00
22013400 57100		CONF TRAIN	.00	.00	.00	.00	.00	.00
22013400 57100	F02	CONF TRAIN	.00	.00	.00	.00	.00	.00
22013400 59101	F02	FEES	.00	.00	.00	.00	.00	.00
TOTAL ACCOUNTING			.00	.00	.00	.00	.00	.00
TOTAL OPERATIONS			.00	.00	.00	.00	.00	.00

TEMPLATE DRAFT

PROJECTION: 20181 2017-18 Budget FOR PERIOD 99

EQUIPMENT RESERVE FUND			2016 REVISED BUD	2017 REVISED BUD	2018 DEPT REQ	2018 BUDGET REV	2018 CITY MGR	2018 COUNCIL
80	CAPITAL OUTLAY							
13	FINANCE							
133	UTILITY BILLING							
22013300 80100		MACH EQUIP	117,524.00	.00	.00	.00	.00	.00
TOTAL UTILITY BILLING			117,524.00	.00	.00	.00	.00	.00
134	ACCOUNTING							
22013400 80100		MACH EQUIP	.00	.00	.00	.00	.00	.00
22013400 80100	F02	MACH EQUIP	.00	.00	.00	.00	.00	.00
TOTAL ACCOUNTING			.00	.00	.00	.00	.00	.00
TOTAL CAPITAL OUTLAY			117,524.00	.00	.00	.00	.00	.00

TEMPLATE DRAFT

PROJECTION: 20181 2017-18 Budget FOR PERIOD 99

EQUIPMENT RESERVE FUND			2016 REVISED BUD	2017 REVISED BUD	2018 DEPT REQ	2018 BUDGET REV	2018 CITY MGR	2018 COUNCIL
T	TRANSFERS							
13	FINANCE							
133	UTILITY BILLING							
22013300	91205	XFROM205	-120,684.00	.00	.00	.00	.00	.00
TOTAL UTILITY BILLING			-120,684.00	.00	.00	.00	.00	.00
134	ACCOUNTING							
22013400	91251	XFROM251	.00	.00	.00	.00	.00	.00
TOTAL ACCOUNTING			.00	.00	.00	.00	.00	.00
TOTAL TRANSFERS			-120,684.00	.00	.00	.00	.00	.00
TOTAL EQUIPMENT RESERVE FUND			-3,160.00	.00	.00	.00	.00	.00

TEMPLATE DRAFT

PROJECTION: 20181 2017-18 Budget FOR PERIOD 99

SPECIAL PROJECTS RESERVE			2016 REVISED BUD	2017 REVISED BUD	2018 DEPT REQ	2018 BUDGET REV	2018 CITY MGR	2018 COUNCIL
52	OPERATIONS							
13	FINANCE							
134	ACCOUNTING							
25113400	94500	LEASE PAY	.00	.00	.00	.00	.00	.00
TOTAL ACCOUNTING			.00	.00	.00	.00	.00	.00
TOTAL OPERATIONS			.00	.00	.00	.00	.00	.00

TEMPLATE DRAFT

PROJECTION: 20181 2017-18 Budget FOR PERIOD 99

SPECIAL PROJECTS RESERVE			2016 REVISED BUD	2017 REVISED BUD	2018 DEPT REQ	2018 BUDGET REV	2018 CITY MGR	2018 COUNCIL
80	CAPITAL OUTLAY							
13	FINANCE							
134	ACCOUNTING							
25113400	80100	MACH EQUIP	.00	.00	.00	.00	.00	.00
TOTAL ACCOUNTING			.00	.00	.00	.00	.00	.00
TOTAL CAPITAL OUTLAY			.00	.00	.00	.00	.00	.00

TEMPLATE DRAFT

PROJECTION: 20181 2017-18 Budget FOR PERIOD 99

SPECIAL PROJECTS RESERVE			2016 REVISED BUD	2017 REVISED BUD	2018 DEPT REQ	2018 BUDGET REV	2018 CITY MGR	2018 COUNCIL
T	TRANSFERS							
13	FINANCE							
134	ACCOUNTING							
25113400	95220	XTO220	.00	.00	.00	.00	.00	.00
TOTAL ACCOUNTING			.00	.00	.00	.00	.00	.00
TOTAL TRANSFERS			.00	.00	.00	.00	.00	.00
TOTAL SPECIAL PROJECTS RESER			.00	.00	.00	.00	.00	.00

TEMPLATE DRAFT

PROJECTION: 20181 2017-18 Budget FOR PERIOD 99

AIRPORT FUND			2016 REVISED BUD	2017 REVISED BUD	2018 DEPT REQ	2018 BUDGET REV	2018 CITY MGR	2018 COUNCIL
51	PERSONNEL							
13	FINANCE							
134	ACCOUNTING							
77713400	51110	REG SAL	.00	.00	.00	.00	.00	.00
77713400	51120	N-REG SAL	.00	.00	.00	.00	.00	.00
77713400	51130	OT SAL	.00	.00	.00	.00	.00	.00
77713400	51150	ACC SALB	.00	.00	.00	.00	.00	.00
77713400	51210	PERS	.00	.00	.00	.00	.00	.00
77713400	51220	INSUR	.00	.00	.00	.00	.00	.00
77713400	51230	W-COMP	.00	.00	.00	.00	.00	.00
77713400	51240	MEDICARE	.00	.00	.00	.00	.00	.00
77713400	51250	UNEMPLY	.00	.00	.00	.00	.00	.00
77713400	51260	FICA	.00	.00	.00	.00	.00	.00
77713400	51290	CELL PHONE	.00	.00	.00	.00	.00	.00
TOTAL ACCOUNTING			.00	.00	.00	.00	.00	.00
TOTAL PERSONNEL			.00	.00	.00	.00	.00	.00

TEMPLATE DRAFT

PROJECTION: 20181 2017-18 Budget FOR PERIOD 99

AIRPORT FUND			2016 REVISED BUD	2017 REVISED BUD	2018 DEPT REQ	2018 BUDGET REV	2018 CITY MGR	2018 COUNCIL
52	OPERATIONS							
13	FINANCE							
134	ACCOUNTING							
77713400	52100	CONT SVCS	.00	.00	.00	.00	.00	.00
77713400	54100	SUPPLIES	.00	.00	.00	.00	.00	.00
77713400	54101	POSTG COST	.00	.00	.00	.00	.00	.00
77713400	54101 F02	POSTG COST	.00	.00	.00	.00	.00	.00
77713400	55100	TELEPHONE	.00	.00	.00	.00	.00	.00
77713400	55210	UTILITY	.00	.00	.00	.00	.00	.00
77713400	56120	EQUIP M&R	.00	.00	.00	.00	.00	.00
77713400	56300	BLDG M&R	.00	.00	.00	.00	.00	.00
77713400	57100	CONF TRAIN	.00	.00	.00	.00	.00	.00
77713400	57300	MEMB SUBS	.00	.00	.00	.00	.00	.00
TOTAL ACCOUNTING			.00	.00	.00	.00	.00	.00
TOTAL OPERATIONS			.00	.00	.00	.00	.00	.00

TEMPLATE DRAFT

PROJECTION: 20181 2017-18 Budget FOR PERIOD 99

AIRPORT FUND			2016 REVISED BUD	2017 REVISED BUD	2018 DEPT REQ	2018 BUDGET REV	2018 CITY MGR	2018 COUNCIL
60	INTERNAL SERVICE USE							
13	FINANCE							
134	ACCOUNTING							
77713400	61200	PURCHASING	.00	.00	.00	.00	.00	.00
77713400	61300	BILLING	.00	.00	.00	.00	.00	.00
77713400	61410	RENT	.00	.00	.00	.00	.00	.00
77713400	61420	BLDG MAINT	.00	.00	.00	.00	.00	.00
77713400	61422	IT ALLOC	.00	.00	.00	.00	.00	.00
77713400	61425	ALLOC UTIL	.00	.00	.00	.00	.00	.00
TOTAL ACCOUNTING			.00	.00	.00	.00	.00	.00
TOTAL INTERNAL SERVICE USE			.00	.00	.00	.00	.00	.00
TOTAL AIRPORT FUND			.00	.00	.00	.00	.00	.00

TEMPLATE DRAFT

PROJECTION: 20181 2017-18 Budget FOR PERIOD 99

ELECTRIC FUND			2016 REVISED BUD	2017 REVISED BUD	2018 DEPT REQ	2018 BUDGET REV	2018 CITY MGR	2018 COUNCIL
51	PERSONNEL							
13	FINANCE							
134	ACCOUNTING							
80013400	51110	REG SAL	.00	.00	.00	.00	.00	.00
80013400	51120	N-REG SAL	.00	.00	.00	.00	.00	.00
80013400	51130	OT SAL	.00	.00	.00	.00	.00	.00
80013400	51150	ACC SALB	.00	.00	.00	.00	.00	.00
80013400	51210	PERS	.00	.00	.00	.00	.00	.00
80013400	51220	INSUR	.00	.00	.00	.00	.00	.00
80013400	51230	W-COMP	.00	.00	.00	.00	.00	.00
80013400	51240	MEDICARE	.00	.00	.00	.00	.00	.00
80013400	51250	UNEMPLY	.00	.00	.00	.00	.00	.00
80013400	51260	FICA	.00	.00	.00	.00	.00	.00
80013400	51290	CELL PHONE	.00	.00	.00	.00	.00	.00
TOTAL ACCOUNTING			.00	.00	.00	.00	.00	.00
TOTAL PERSONNEL			.00	.00	.00	.00	.00	.00

TEMPLATE DRAFT

PROJECTION: 20181 2017-18 Budget FOR PERIOD 99

ELECTRIC FUND			2016 REVISED BUD	2017 REVISED BUD	2018 DEPT REQ	2018 BUDGET REV	2018 CITY MGR	2018 COUNCIL
52	OPERATIONS							
13	FINANCE							
134	ACCOUNTING							
80013400 52100		CONT SVCS	.00	.00	.00	.00	.00	.00
80013400 54100		SUPPLIES	.00	.00	.00	.00	.00	.00
80013400 54101		POSTG COST	.00	.00	.00	.00	.00	.00
80013400 54101	F02	POSTG COST	.00	.00	.00	.00	.00	.00
80013400 55100		TELEPHONE	.00	.00	.00	.00	.00	.00
80013400 55210		UTILITY	.00	.00	.00	.00	.00	.00
80013400 56120		EQUIP M&R	.00	.00	.00	.00	.00	.00
80013400 56300		BLDG M&R	.00	.00	.00	.00	.00	.00
80013400 57100		CONF TRAIN	.00	.00	.00	.00	.00	.00
80013400 57300		MEMB SUBS	.00	.00	.00	.00	.00	.00
TOTAL ACCOUNTING			.00	.00	.00	.00	.00	.00
TOTAL OPERATIONS			.00	.00	.00	.00	.00	.00

TEMPLATE DRAFT

PROJECTION: 20181 2017-18 Budget FOR PERIOD 99

ELECTRIC FUND			2016 REVISED BUD	2017 REVISED BUD	2018 DEPT REQ	2018 BUDGET REV	2018 CITY MGR	2018 COUNCIL
60	INTERNAL SERVICE USE							
13	FINANCE							
134	ACCOUNTING							
80013400	61200	PURCHASING	.00	.00	.00	.00	.00	.00
80013400	61300	BILLING	.00	.00	.00	.00	.00	.00
80013400	61410	RENT	.00	.00	.00	.00	.00	.00
80013400	61420	BLDG MAINT	.00	.00	.00	.00	.00	.00
80013400	61422	IT ALLOC	.00	.00	.00	.00	.00	.00
80013400	61425	ALLOC UTIL	.00	.00	.00	.00	.00	.00
TOTAL ACCOUNTING			.00	.00	.00	.00	.00	.00
TOTAL INTERNAL SERVICE USE			.00	.00	.00	.00	.00	.00
TOTAL ELECTRIC FUND			.00	.00	.00	.00	.00	.00

TEMPLATE DRAFT

PROJECTION: 20181 2017-18 Budget FOR PERIOD 99

WATER FUND			2016 REVISED BUD	2017 REVISED BUD	2018 DEPT REQ	2018 BUDGET REV	2018 CITY MGR	2018 COUNCIL
51	PERSONNEL							
13	FINANCE							
134	ACCOUNTING							
82013400	51110	REG SAL	.00	.00	.00	.00	.00	.00
82013400	51120	N-REG SAL	.00	.00	.00	.00	.00	.00
82013400	51130	OT SAL	.00	.00	.00	.00	.00	.00
82013400	51150	ACC SALB	.00	.00	.00	.00	.00	.00
82013400	51210	PERS	.00	.00	.00	.00	.00	.00
82013400	51220	INSUR	.00	.00	.00	.00	.00	.00
82013400	51230	W-COMP	.00	.00	.00	.00	.00	.00
82013400	51240	MEDICARE	.00	.00	.00	.00	.00	.00
82013400	51250	UNEMPLY	.00	.00	.00	.00	.00	.00
82013400	51260	FICA	.00	.00	.00	.00	.00	.00
82013400	51290	CELL PHONE	.00	.00	.00	.00	.00	.00
TOTAL ACCOUNTING			.00	.00	.00	.00	.00	.00
TOTAL PERSONNEL			.00	.00	.00	.00	.00	.00

TEMPLATE DRAFT

PROJECTION: 20181 2017-18 Budget FOR PERIOD 99

WATER FUND			2016 REVISED BUD	2017 REVISED BUD	2018 DEPT REQ	2018 BUDGET REV	2018 CITY MGR	2018 COUNCIL
52	OPERATIONS							
13	FINANCE							
134	ACCOUNTING							
82013400 52100		CONT SVCS	.00	.00	.00	.00	.00	.00
82013400 54100		SUPPLIES	.00	.00	.00	.00	.00	.00
82013400 54101		POSTG COST	.00	.00	.00	.00	.00	.00
82013400 54101	F02	POSTG COST	.00	.00	.00	.00	.00	.00
82013400 55100		TELEPHONE	.00	.00	.00	.00	.00	.00
82013400 55210		UTILITY	.00	.00	.00	.00	.00	.00
82013400 56120		EQUIP M&R	.00	.00	.00	.00	.00	.00
82013400 56300		BLDG M&R	.00	.00	.00	.00	.00	.00
82013400 57100		CONF TRAIN	.00	.00	.00	.00	.00	.00
82013400 57300		MEMB SUBS	.00	.00	.00	.00	.00	.00
TOTAL ACCOUNTING			.00	.00	.00	.00	.00	.00
TOTAL OPERATIONS			.00	.00	.00	.00	.00	.00

TEMPLATE DRAFT

PROJECTION: 20181 2017-18 Budget FOR PERIOD 99

WATER FUND			2016 REVISED BUD	2017 REVISED BUD	2018 DEPT REQ	2018 BUDGET REV	2018 CITY MGR	2018 COUNCIL
60	INTERNAL SERVICE USE							
13	FINANCE							
134	ACCOUNTING							
82013400	61200	PURCHASING	.00	.00	.00	.00	.00	.00
82013400	61300	BILLING	.00	.00	.00	.00	.00	.00
82013400	61410	RENT	.00	.00	.00	.00	.00	.00
82013400	61420	BLDG MAINT	.00	.00	.00	.00	.00	.00
82013400	61422	IT ALLOC	.00	.00	.00	.00	.00	.00
82013400	61425	ALLOC UTIL	.00	.00	.00	.00	.00	.00
TOTAL ACCOUNTING			.00	.00	.00	.00	.00	.00
TOTAL INTERNAL SERVICE USE			.00	.00	.00	.00	.00	.00
TOTAL WATER FUND			.00	.00	.00	.00	.00	.00

TEMPLATE DRAFT

PROJECTION: 20181 2017-18 Budget FOR PERIOD 99

CITY/DIST. SEWER OPERATING FUN			2016 REVISED BUD	2017 REVISED BUD	2018 DEPT REQ	2018 BUDGET REV	2018 CITY MGR	2018 COUNCIL
51	PERSONNEL							
13	FINANCE							
134	ACCOUNTING							
84013400	51110	REG SAL	.00	.00	.00	.00	.00	.00
84013400	51120	N-REG SAL	.00	.00	.00	.00	.00	.00
84013400	51130	OT SAL	.00	.00	.00	.00	.00	.00
84013400	51150	ACC SALB	.00	.00	.00	.00	.00	.00
84013400	51210	PERS	.00	.00	.00	.00	.00	.00
84013400	51220	INSUR	.00	.00	.00	.00	.00	.00
84013400	51230	W-COMP	.00	.00	.00	.00	.00	.00
84013400	51240	MEDICARE	.00	.00	.00	.00	.00	.00
84013400	51250	UNEMPLY	.00	.00	.00	.00	.00	.00
84013400	51260	FICA	.00	.00	.00	.00	.00	.00
84013400	51290	CELL PHONE	.00	.00	.00	.00	.00	.00
TOTAL ACCOUNTING			.00	.00	.00	.00	.00	.00
TOTAL PERSONNEL			.00	.00	.00	.00	.00	.00

TEMPLATE DRAFT

PROJECTION: 20181 2017-18 Budget FOR PERIOD 99

CITY/DIST. SEWER OPERATING FUN			2016 REVISED BUD	2017 REVISED BUD	2018 DEPT REQ	2018 BUDGET REV	2018 CITY MGR	2018 COUNCIL
52	OPERATIONS							
13	FINANCE							
134	ACCOUNTING							
84013400 52100		CONT SVCS	.00	.00	.00	.00	.00	.00
84013400 54100		SUPPLIES	.00	.00	.00	.00	.00	.00
84013400 54101		POSTG COST	.00	.00	.00	.00	.00	.00
84013400 54101	F02	POSTG COST	.00	.00	.00	.00	.00	.00
84013400 55100		TELEPHONE	.00	.00	.00	.00	.00	.00
84013400 55210		UTILITY	.00	.00	.00	.00	.00	.00
84013400 56120		EQUIP M&R	.00	.00	.00	.00	.00	.00
84013400 56300		BLDG M&R	.00	.00	.00	.00	.00	.00
84013400 57100		CONF TRAIN	.00	.00	.00	.00	.00	.00
84013400 57300		MEMB SUBS	.00	.00	.00	.00	.00	.00
TOTAL ACCOUNTING			.00	.00	.00	.00	.00	.00
TOTAL OPERATIONS			.00	.00	.00	.00	.00	.00

TEMPLATE DRAFT

PROJECTION: 20181 2017-18 Budget FOR PERIOD 99

CITY/DIST. SEWER OPERATING FUN	2016 REVISED BUD	2017 REVISED BUD	2018 DEPT REQ	2018 BUDGET REV	2018 CITY MGR	2018 COUNCIL
60 INTERNAL SERVICE USE						
13 FINANCE						
134 ACCOUNTING						
84013400 61200 PURCHASING	.00	.00	.00	.00	.00	.00
84013400 61300 BILLING	.00	.00	.00	.00	.00	.00
84013400 61410 RENT	.00	.00	.00	.00	.00	.00
84013400 61420 BLDG MAINT	.00	.00	.00	.00	.00	.00
84013400 61422 IT ALLOC	.00	.00	.00	.00	.00	.00
84013400 61425 ALLOC UTIL	.00	.00	.00	.00	.00	.00
TOTAL ACCOUNTING	.00	.00	.00	.00	.00	.00
TOTAL INTERNAL SERVICE USE	.00	.00	.00	.00	.00	.00
TOTAL CITY/DIST. SEWER OPERA	.00	.00	.00	.00	.00	.00
GRAND TOTAL	1,241,103.00	1,567,010.00	3,193,423.97	3,193,423.97	.00	.00

** END OF REPORT - Generated by Daniel Buffalo **

TEMPLATE DRAFT

COST ALLOCATION PLAN

TEMPLATE DRAFT

GLOSSARY OF TERMS

Adopted budget
The city council approved annual budget establishing the legal authority for the expenditure of funds as set forth in the appropriation resolution.

Accrual/accrual basis of accounting
A method of accounting that recognizes the financial effect of transactions, events and inter-fund activities when they occur, regardless of the timing of related cash flows.

Annual financial report
A financial report applicable to a single fiscal year.

Appropriation
An authorization made by the city council, which permits officials to incur obligations against and to make expenditures of resources. Appropriations are usually made to fixed amounts and are typically granted for a one-year period.

Assessed valuation
A valuation set upon real estate or other property by a government as a basis for a tax levy.

Audit
A view of the city accounts by an independent auditing firm to substantiate year-end fund, salaries, reserves and cash on hand.

Beginning/ending fund balance
Appropriated resources available in a fund from the prior/current year after payment of the prior/current year's
Expenses. This is not necessarily cash on hand.

Bond
A city may raise capital by issuing a written promise to pay a specific sum of money, called the face value or principal amount, at a specified date or dates in the future, together with periodic interest at a specified rate.

Budget
A plan of financial operation embodying an estimate of proposed appropriations for a given period of time and the
Proposed means of financing them.

Budgetary basis
The method of accounting applied to the budgetary accounts and process.

Budgetary control
The control or management of a government or enterprise in accordance with an approved budget for the purpose of keeping expenditures within the limitations of appropriations and available resources.

Budget message or budget transmittal letter
A general discussion of the proposed budget as presented in writing by the city manager to the city council. The message contains an explanation of principal budget items and summaries found in the prepared budget relative to the current year adopted budget.

TEMPLATE DRAFT

Budgetary basis the form of accounting utilized throughout the budget process.

C.O.P.
Community oriented policing

Debt service
Payment of interest and repayment of principal to holders of the city's debt instruments (bonds).

Debt service fund
Governmental fund type used to account for the accumulation of resources for, and the payment of, general long-term debt principal and interest.

Deficit an excess of expenditures or expenses over resources.

Department
An operational and budgetary unit designated by the city council to define and organize city operations.

Depreciation
The portion of the cost of a fixed-asset charged as an expense prorated over the estimated life of the asset.

Encumbrance
An amount of money committed for the payment of goods and services not yet received or paid for. A purchase order is a common encumbrance.

Estimated revenues
The budgeted, projected revenues expected to be realized during the budget (fiscal) year to finance all or part of the planned expenditures.

Exchange transactions
In government, these are transactions in which each party receives and surrenders essentially equal value. Example: one dollar is paid for a dollar's worth of water service.

Exchange-like transactions
Similar to exchange transactions, these are transactions in which there is an identifiable exchange between the government and another party, but the values exchanged may not be quite equal or the direct benefits of the exchange may not be exclusively for the parties to the exchange. Example: certain grants and donations.

Expenditure
The actual payment for goods and services.

Expenses
The incurrence of liabilities or the consumption of assets arising from the delivery or production of goods, rendering

Services or carrying out other activities that constitute the entity's ongoing major or central operation. The term applies to the city's enterprise and internal service funds.

Fiscal year (FY)
A 12-month period of time to which the budget applies. For the city of Ukiah it is July 1 through June 30.

TEMPLATE DRAFT

Fixed asset
A long-lived tangible asset obtained or controlled as a result of past transactions, events or circumstances. Fixed assets include land, buildings, equipment, improvements to other assets and infrastructure (i.e., streets, highways, bridges, etc.).

Full time equivalent (FTE) position
The amount of time a position has been budgeted for in terms of the amount of time a regular, full-time employee normally works in a year (2,080 hours).

Fund
An accounting entity with a self-balancing set of accounts in which cash and other financial resources, all related liabilities and residual equities, or balances and changes therein are recorded and segregated to carry on specific activities or attain certain objectives in accordance with special regulations, restrictions or limitations.

Fund balance
The difference between the assets (revenues and other resources) and liabilities (expenditures incurred or committed to) for a particular fund. It also represents the accumulated net resources of a fund available for reservation, designation or for appropriation.

Gann
Refers to the last name of the individual who championed proposition 13 and secured the passage of the constitutional amendment that led to the property tax rollback in the 1970's.

GASB
Governmental Accounting Standards Board.

Generally accepted accounting principles (GAAP)
Uniform minimum standards and guidelines for accounting and reporting. These standards govern the form and content of the annual financial statements of an entity. The primary authoritative body on the application of GAAP to state and local governments is the governmental accounting standards board (GASB).

General fund
The primary governmental fund used to account for all financial resources, except those required to be accounted for in another fund.

General plan
A comprehensive, long-range policy guide intended to promote efficient and desirable growth in the community.

Governmental funds
Distinguished by their measurement focus on determining financial position and changes in financial position.

Grants
Contributions of gifts or cash or other assets from another government to be used or expended for a specific purpose, activity or facility.

TEMPLATE DRAFT

Infrastructure
Facilities that support the continuance and growth of a community. Examples include roads, water lines, sewers, public buildings, parks and airports.

Interfund transfers
Monies moved from one fund to another. The money is transferred to finance the operations of another fund or to
Reimburse the fund for expenses.

Line item
The description of an object of expenditure, i.e. Salaries, supplies, professional services and other operational costs.

Maintenance & operation (M&O) costs
The day-to-day operating and maintenance costs of a municipality. These costs include personnel, gas, electric utility bills, telephone expense, reproduction costs, and postage and vehicle maintenance

Modified accrual
An adaptation of the accrual basis of accounting for governmental funds types. Revenues and other financing
Resources are recognized when they become available to finance expenditures of the current period. Expenditures are recognized when the fund liability is incurred.

Nonexchange transactions
Transactions in which a government gives or receives values (benefit) to or from another party without giving or receiving equal value in exchange. Example: taxes.

Notes
A paper that acknowledges a debt and promises payment to a specified party of a specific sum, describing a time of maturity that is either definite or will become definite.

Object an individual expenditure account.

Objective
A measurable output that an organization strives to achieve within a designated time frame. The achievement of the
Objective advances an organization toward a corresponding goal.

Operating budget
Plans of current expenditures and the proposed means of financing them. The annual operating budget, as distinguished from the capital program budget, is the primary means by which most of the financing, acquisition, spending and service delivery activities of a government are controlled.

Operating deficit the deficiency of operating revenues under expenditures.

Operating expenses
Expenditures for materials, supplies and services which are ordinarily consumed within a fiscal year and which are not included in the program inventories.

Operating surplus
The excess of operating revenues over operating expenditures.

TEMPLATE DRAFT

Ordinance
A formal legislative enactment by the city council. It is the full force and effect of law within the city boundaries unless preempted by a higher form of law.

Performance measures
Measurement of service performance indicators that reflect the amount of money spent on services and the resulting outcomes at a specific level of services provided.

Primary funds
Funds that account for the majority of operating activities of the City.

Program
A group of related activities performed by one or more organizational units for the purpose of accomplishing a city
Responsibility.

Proposed budget
This refers to the status of an annual budget, which has been submitted to the city council by the city manager and is pending public review and city council adoption. Also referred to as the "preliminary budget".

Reserve
An account used to indicate that a portion of a fund's balance is legally restricted for a specific purpose and is, therefore, not available for general appropriations.

Resolution
A special order of the city council, which has a lower legal standing than an ordinance.

Resources
Total amounts available for appropriation including estimated revenues, fund transfers and beginning fund balances.

Retained earnings
An equity account reflecting the accumulated earnings of an enterprise or internal service fund.

Revenue
Income received through such sources as taxes, fines, fees, grants or service charges that can be used to finance
Operations or capital assets.

Risk management
An organized attempt to protect an organization's assets against accidental loss in the most cost effective manner.

Self-insurance
A term often used to describe the retention by an entity of a risk of loss arising out of the ownership of property or the activity of the agency. It is distinguished from the transfer of risk to a third party (insurance company).

Service effort a measure of expected output by a budgetary program.

Special revenue funds

TEMPLATE DRAFT

A governmental fund type used to account for the proceeds of specific revenue sources (other than for major capital projects) that are legally restricted to expenditure for specified purposes.

Subventions
Revenues collected by the state (or other level of government), which are allocated to the city on a formula
Basis. The major subventions received by the city come from the state of California and include motor vehicle in-lieu and gas tax.

Tax allocation bonds
A bond issued that has a specific tax revenue source that backs the payment of the debt. In the city, these are not
Issued for general fund purposes.

Transfer in/out
Movement of resources between two funds. Example: an interfund transfer would include the transfer of operating
Resources from the general fund to an enterprise fund.

Transient occupancy tax (tot)
This revenue source originates in a tax placed on lodging facilities for the occupancy of a room. Ukiah has a 10% tax for such occupancies.

Trust funds
Funds held by the city that are subject to the terms of the trust that created the source of funding.

User charges
The payment of a fee in direct receipt of a public service by the party who benefits from the service.

Working capital
The difference between current assets and current liabilities. It is often used to approximate fund balance in proprietary funds (enterprise and internal service), which are accounted for using the full accrual basis, in comparison to governmental funds, which are accounted for using the modified accrual basis.

Workload indicators
Statistical information that indicates the demands for services within a given department or division. Workload indicators are a type of performance measure utilized by departments or divisions to assess its level of service.

TEMPLATE DRAFT

ACCOUNTING STRUCTURE

City Government Services
The City provides the following municipal services directly:

- Building Permit/Plan Approval
- Planning, Zoning and Land Use
- Engineering
- Public Safety (Fire provided by Ukiah Fire Protection District)
- Street Maintenance
- Economic Development
- Housing Services
- Water and Sewer Utilities
- Solid Waste Management (Waste collection handled by franchise trash hauler, Ukiah Disposal)

Accounting System and Budgetary Control
In developing and evaluating the City's accounting system, consideration is given to the adequacy of internal accounting controls, managerial reporting, purchasing, and budgetary control. Controls are designed to provide reasonable, but not absolute, assurance regarding the safeguarding of assets against loss from unauthorized use or disposition and the reliability of financial records for preparing financial statements and maintaining accountability. The concept of reasonable assurance recognizes that the cost of a specific control feature should not exceed the benefits likely to be derived and the evaluation of costs and benefits require estimates and judgments by management. The City's internal accounting controls adequately safeguard assets and provide reasonable assurance of proper recording of financial transactions.

Basis of Accounting
The budgets of all governmental fund types are prepared on a modified accrual basis. Under the modified accrual basis, revenue is recognized when it becomes measurable and available. "Measurable" means the amount can be determined and "available" means collectible within the current period or soon enough thereafter to pay current liabilities. This is generally within sixty (60) days after the end of the fiscal year. Expenditures are recognized when the related fund liability is incurred. The budgets of proprietary funds (water and sewer enterprise funds), as well as fiduciary funds (OPEB trust fund), are prepared on an accrual basis. Under this method, revenue is recognized when earned and expenses are recognized at the time the liability is incurred.

GASB 34
Beginning with the fiscal year ending on June 30, 2011, the City implemented the provisions of GASB 34 with the publication of our Annual Financial Report. The City intends to produce its first Comprehensive Annual Financial Report (CAFR) for this fiscal year. The CAFR presents the status of the City's finances on the basis of Generally Accepted Accounting Principles (GAAP). In most cases, this conforms to the way the City prepares its budget with the following exceptions:

- Compensated absences liabilities that are expected to be liquidated with expendable available financial resources are accrued as earned by employees (GAAP) as opposed to being expended when paid (budget).
- Principal payments on long-term debt within the enterprise funds are applied to the outstanding liability on a GAAP basis as opposed to being expended on a budget basis.
- Capital outlays within the enterprise funds are recorded as assets on a GAAP basis and expended on a budget basis.

Inventory for governmental activities is recorded as an expenditure at the time it is purchased. For business-type activities, inventory us expensed when used.

TEMPLATE DRAFT

TEMPLATE DRAFT

FINANCIAL/BUDGET POLICIES

Policy
The City Manager shall submit a proposed budget to the City Council each year for sufficient time to review and debate the budget before adoption. The proposed budget is balanced either through the matching of ongoing revenues with proposed expenditures or the use of existing reserves.

Budget Basis
The budgets of general government type funds (for example, the general fund or gas tax funds) are prepared on a modified accrual basis. Briefly, this means that obligations of the City are budgeted as expenditures, but revenues are recognized only when measurable and available.

The Comprehensive Annual Financial Report (CAFR) shows the status of the City's finances on the basis of Generally Accepted Accounting Principles (GAAP). In most cases, this conforms to the way the City prepares the budget.

Responsibility
The departments are responsible for preparing their budgets in accordance with the guidelines provided by the City Manager and Finance Director. The Finance Department provides cost data related to staffing and other committed obligations. Departments provide cost information related to program and capital projects. The Finance Director prepares all revenue, debt service and reserve estimates.

Operating Budget
Ongoing operating costs should be supported by ongoing, stable revenue sources. This protects the City from fluctuating services levels and avoids crises when one-time revenues are reduced or removed. Listed below are some corollaries to this policy:

- Fund balances or contingency accounts should be used only for one-time expenditures, such as capital equipment and capital improvements.
- Ongoing maintenance costs, such as street resurfacing and other infrastructure improvements, should be financed through recurring operating revenues rather than through bond issuance.
- Fluctuating federal grants should not be used to fund ongoing programs.

Budget Review
During the budget review phase, the City Manager's Office, in conjunction with the Finance Department and Human Resources, analyzes new positions, operating and capital budget requests. This information is compiled, and the City Manager and Finance Director hold meetings with each department to review their estimated expenditures for the current fiscal year and the proposed baseline requests and enhancements for the proposed budget year.

At the completion of these meetings, the Finance Director again compiles all the financial data and presents the proposed budget to the City Manager for review.

Budget Adoption
The City Manager presents - via publicly noticed workshops - the budget to the City Council. Public hearings are held, and after modifications and revisions, the budget is adopted by resolution.

Budget Implementation
A budgetary control system is maintained to ensure compliance with the budget. The Finance Department is responsible for setting up the budget for tracking purposes and is charged with ensuring fund availability during the year to cover expenditures and appropriations. Reports comparing the budget with expenditures are generated and sent to departments on a monthly basis.

TEMPLATE DRAFT

Budget Revision

Actual expenditures may not exceed budgeted appropriations at the fund level. The City Manager or his/her designee is authorized to transfer budgeted amounts at the department and object (account) level. The City has the following programs accounted for through its governmental funds: City Council, Administration, City Attorney, Finance, Community Development, Police, Public Works and Non-Departmental. Use of unappropriated reserves must be specifically approved by the City Council.

TEMPLATE DRAFT

FINANCIAL MANAGEMENT POLICIES

General Policies

- All current operating expenditures will be paid for with current revenues, unless the use of reserves is approved by the City Council.
- Budgetary emphasis will focus on providing high quality municipal services, recognizing the fundamental importance to the citizens of public safety and properly maintained infrastructure.
- The budget will strive to provide sufficient funding for adequate maintenance and orderly replacement of capital facilities and equipment.
- Future maintenance needs for all new capital facilities will be identified with the inclusion of the capital project.
- Encouraging cost savings and promoting efficiencies is an ongoing commitment.
- Strong customer service and productivity improvements with a focus on cost savings remain important budgetary goals.

Revenue Policies

- A diversified and stable revenue system will be maintained to shelter the City from temporary or one-time fluctuations in any single revenue source.
- Revenues will be conservatively estimated.
- Intergovernmental assistance in the form of grants and loans will be used to finance only:
    - Those capital improvements which can be maintained and operated over time; or
    - Operating programs that can either be sustained over time or have a limited horizon.
- In general, one-time revenues will be used only to support capital or other non-recurring expenditures. One-time revenues may be used for operating programs only after an examination determines if they are subsidizing an imbalance between operating revenues and expenditures; and then only if a long-term forecast shows that the operating deficit will not continue.
- Development process costs and related administrative expenses will be offset by development fees.
- The City will identify basic tax-provided services and will establish user fees and charges for services provided in excess of basic services and/or to non-taxpaying users.

Reserve Policies

- A minimum fund balance reserve in the General Fund will be maintained at all times. The minimal, optimal level required for this reserve will be 25% of the General Fund operating budget. The reserve will be drawn down as a funding source of last resort and used only after other reserve accounts have been accessed.
- The actual and final General Fund surplus will first be used to fully fund the required General Fund reserve. At the recommendation of the City Manager to the City Council, and remaining general fund surplus or balance may be transferred to any other governmental or proprietary fund.
- The unappropriated fund balance in the General Fund will be maintained at a level sufficient to provide adequate working capital and to accommodate required adjustments to other reserve accounts, including the reserves for advances to other funds, deposits and prepaid items.
- Funding levels of General Fund reserves will be reviewed during periods of economic stagnation to avoid reductions in operating service levels.
- Appropriations or use of funds from any designated reserves will require City Council approval.

Cash Management

- Investments and cash management will be the responsibility of the Finance Director.
- In accordance with Section 53646 of the Government Code, the City Council will review and update annually an investment policy. The primary purpose of this policy is to set forth the City's investment philosophy and objectives. The City's investment objectives are, in order of priority: safety; compliance with federal, state and local laws; liquidity; and yield. The policy also specifically

TEMPLATE DRAFT

outlines authorized investments, the maximum maturities allowed for each investment instrument, and the criteria used to determine qualified depositories and/or dealers.

- The City invests all idle cash as determined by analysis of anticipated cash flow needs. Specific emphasis will be placed on future cash requirements when selecting maturity dates to avoid forced liquidations and the potential corresponding loss of investment earnings.
- In order to maximize yields from the overall portfolio, the City will consolidate cash balances from all funds for investment purposes, and will allocate investment earnings to each fund that has a positive cash balance.
- The City will maintain the investment portfolio under the "Prudent Person Standard." The "Prudent Person Standard" is as follows: Investments shall be made with judgment and care, under circumstances then prevailing, which persons of prudence, discretion and intelligence exercise in the management of their own affairs, not for speculation, but for investment, considering the probable safety of their capital as well as the probable income to be derived. The investment officer, acting in accordance with written procedures and the investment policy and exercising due diligence, shall be relieved of personal responsibility for the credit risk of an individual security or market price changes, provided deviations from expectations are reported within 30 days and appropriate action is taken to control adverse developments.
- To protect against potential losses by collapse of individual securities and/or dealers, and to enhance access to securities, interest payments and maturity proceeds, all securities owned by the City will be held in safekeeping by a third party bank trust department, acting as the City's agent.
- The Finance Director will generate a quarterly report to the City Council in accordance with all state laws and City investment policy requirements.

Debt Policy

- It is the intent of the City of Ukiah to issue debt in a manner that adheres to state and federal laws, existing bond covenants and prudent financial management.
- The General Fund currently does not have any general obligation bonds and does not anticipate issuing such debt.
- When the City finances capital projects by issuing bonds, it will pay back the bonds within a period that is consistent with the useful life of the project.
- The City will not use long-term debt financing for any recurring purpose such as current operating and maintenance expenditures. Short-term debt instruments such as revenue tax or bond anticipation notes shall be excluded from this limitation.
- The City will generally conduct debt financing on a competitive basis. However, negotiated issues may be used due to market volatility or the use of an unusual or complex financing or security structure.
- The City will diligently monitor its compliance with bond covenants and ensure its adherence to federal arbitrage regulations.
- The City will operate under the provisions of Proposition 13, the California Constitutional Amendment that limits the incurrence of "general obligation" debt. To incur this debt, the City must receive a two-thirds (2/3) vote of the voters at a general election.

Cost Allocation

- The City may establish internal service funds. These funds would be utilized to accumulate resources for specified needs and to fund those needs as they arise via transfers in and out to/from the General Fund.

Risk Management

- The City maintains a comprehensive risk assessment program and annual hazard survey to identify areas that may pose liability issues.
- The City has a policy of vigorously defending claims filed against the City of Ukiah and continues to maintain an excellent loss history.

TEMPLATE DRAFT

Annual Audit

- Sound accounting practices dictate that the performance of an annual audit is a prudent business decision. It promotes accountability, transparency, and compliance with the adopted budget and the will of the citizens of Ukiah.
- The City requires an annual audit of the books of account, financial records, inventories and reports of all City officers and employees involved in the handling of financial matters by a qualified independent auditor.
- The independent auditing firm will be selected by the City based on a competitive proposal process. It is the policy of the City that the most qualified firm is selected and therefore the "lowest cost" approach is not the defining method of selecting an auditing firm.

The City shall issue a Request for Proposal for audit services at least every five years.

TEMPLATE DRAFT

BUDGET SCHEDULE

Fiscal Year: 2017-18

TEMPLATE DRAFT

City of Ukiah

Budget 101

MAY 17, 2017

Daniel Buffalo, Finance Director
Daphine Harris, Management Analyst - Finance

Agenda

- Budget 101
- Introduction to budget document
  - Format
  - Content
  - No numbers (well, almost none)
- Cost Allocation Plan
- Council and Community Feedback

Budget Team

- Sage Sangiacomo, City Manager
- Sheri Mannion, HR/Risk Management Director
- Daphine Harris, Management Analyst – Finance
- Daniel Buffalo, Finance Director
- Councilor Crane (ad hoc)
- Councilor Doble (ad hoc)

Supporting Cast

- Leigh Halvorsen, Senior Accountant
- Maya Simerson, Project and Grant Coordinator
- Kristin Lawler, City Clerk

Budget Custodians

- All departments and their individual budget teams

Budget 101

What is a budget?

Budget 101

What a budget is.

- A legal document
- A planning tool
- A control mechanism
- A policy document
  - Expression of intent
  - Communication
- A spending plan
  - Authorization to spend
- An allocation of resources
- A performance standard

Budget 101

What it is not.

- Audited financials
- Blank check
  - All expenditures still controlled by policies, processes, Finance and the City Manager
  - Oversight by Council
- Wish list
- Meaningless
- Confusing (should not be)

Types of budgets

IN PRACTICE

- Priority-based
- Outcomes-based
- Performance-based
- Zero-based
- Value-based
- Line item
- Programmatic

CURRENT TYPE

- Line-item
- Program

Value

- In the context of what brings value to the community
- Every function, every appropriation, should be evaluated with this concept in mind

Objectives for 2017-18 Budget

- CLARITY
  - Developing a document that is comprehensive, yet clear and easy to understand
- Efficiency
- Cost control
  - particularly in retirement and healthcare
- Focus on quality of life
  - Economic development
  - Housing
- Accounting clean up and fund consolidation
- Usefulness
  - Informative document based on best practices

Key Terms

- Glossary in appendix
- What terms, concepts, or budget/accounting lingo do you desire to understand better?

2017-18 Budget Schedule and Milestones

- February:
  - Budget Kick-Off
- March:
  - Budget entry training for departments
  - Preliminary (First-round) budget meetings with departments
  - City Manager/Finance review of budget requests
  - Revenue forecasting
- April:
  - Second-round budget meetings with departments
  - Document draft

2017-18 Budget Schedule and Milestones (cont.)

- May:
  - Receipt of supplemental appropriation requests from departments
  - Finalize revenue estimates
  - Budget document quality control
  - Budget training with Council
- June:
  - Budget hearings

The Document

Management's Budget Presentation

Architecture

- Key elements:
  - Clear and simple
  - Navigable electronically
  - Starts with big picture
    - City-wide > fund level > budget unit level (departments > divisions)
  - Ends in line item detail found in appendices
    - Fund level
    - Budget unit level
  - Meets GFOA standards for Outstanding Budget Presentation

Architecture

- Four main sections
  - Introduction
  - Budget in Brief
  - Fund presentation
  - Budget unit presentation

Architecture (cont)

- Introduction
  - Org chart
  - City Manager's Message
  - Community profile
  - City-wide goals and objectives
  - Core values

Architecture (cont)

- Budget in Brief
  - City-wide information
    - Historical and current
    - Revenue summaries
    - Expenditure summaries
  - General fund analysis
  - Cost of service analysis
  - Special topics or areas of interest
    - Measures P and Y
  - Capital summary
  - Charts and graphs
  - Fund summaries

Architecture (cont)

- Fund presentation
  - Primary funds
    - General fund (100)
    - Electric Utility Operations (800)
    - Water Operations (820)
    - Wastewater Operations (840)

Architecture (cont)

- Fund presentation (cont)
  - Non-primary funds
    - Other governmental
      - Special revenue
      - Capital
    - Other proprietary
      - Other enterprise
      - Internal service
    - Fiduciary
      - Private Purpose Trust Fund
        - RDA Successor

Architecture (cont)

- Fund presentation (cont)
  - Primary funds:
    - Narrative and analysis
  - Non-primary funds:
    - Description and budget schedules only

Architecture (cont)

Fund presentation (cont)

THE GENERAL FUND

DESCRIPTION

The General Fund accounts for sources and uses of resources that (primarily) are discretionary to the City Council in the provision of activities, programs and services deemed necessary and desirable by the community. It accounts for all general revenues of the City not specifically levied or collected for other City funds, and the related expenditures. The major revenue sources for this fund are property taxes, sales taxes, franchise fees, business licenses, unrestricted revenues from the state, fines and forfeitures and interest income. Expenditures are made for community development, parks and recreation, public safety (including police and fire), public works, and other services.

Services Provided

The General Fund provides the following direct services to the community:

- Public safety:
  - ✓ Police
  - ✓ Fire
- General government:
  - ✓ City Council
  - ✓ City Clerk
- Road and infrastructure maintenance
- Parks and recreation
- Community Development:
  - ✓ Planning
  - ✓ Building
  - ✓ Economic Development

MAJOR REVENUE SOURCES

The General Fund receives revenue from a variety of sources; however, the majority of its revenue is derived from just a few.

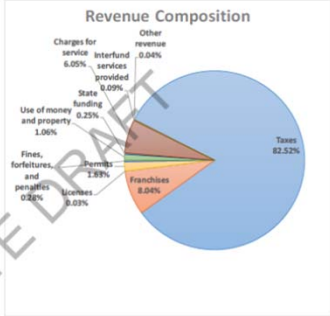

ESTIMATED REVENUES (by source)	Amount	% of Total
Taxes	16,219,804	82.52%
Charges for service	1,189,949	6.05%
Franchises	1,580,304	8.04%
Permits	319,600	1.63%
Use of money and property	208,800	1.06%
Fines, forfeitures, and penalties	55,500	0.28%
State funding	50,000	0.25%
Interfund services provided	16,872	0.09%
Other revenue	7,500	0.04%
Licenses	6,500	0.03%
Federal funding	-	0.00%
Other grants, subventions, and contributions	-	0.00%
Total expenditures	19,654,829	100.00%

TEMPLATE DRAFT

Architecture (cont)

Fund presentation (cont)

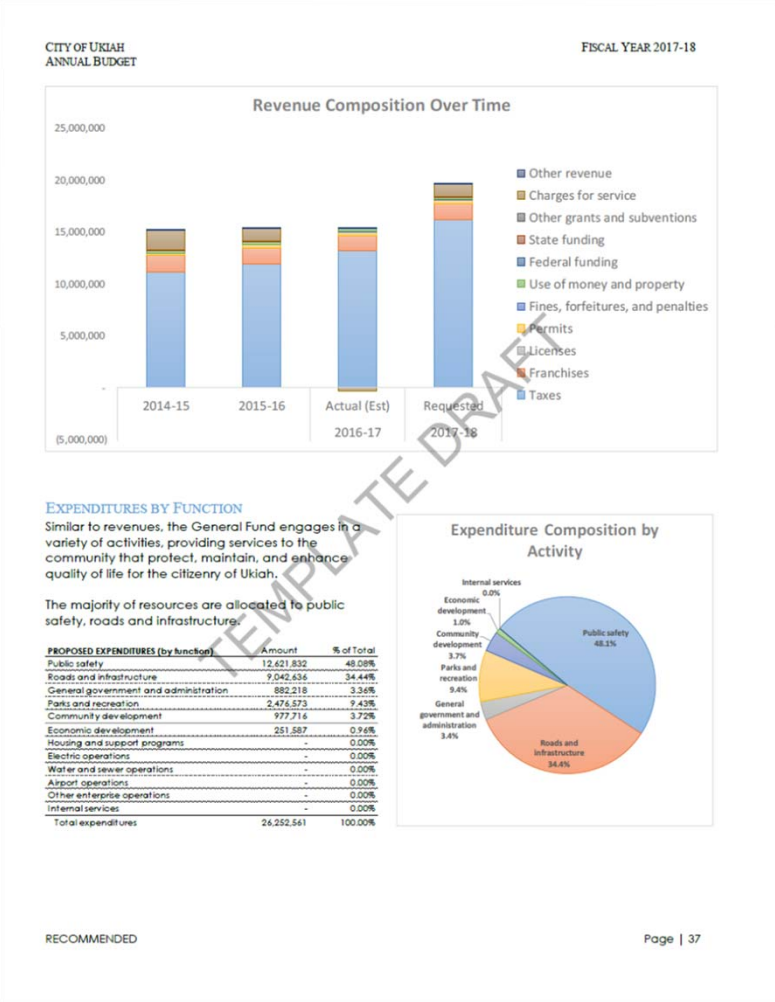

CITY OF UKIAH
ANNUAL BUDGET

FISCAL YEAR 2017-18

TEMPLATE DRAFT

EXPENDITURES BY FUNCTION

Similar to revenues, the General Fund engages in a variety of activities, providing services to the community that protect, maintain, and enhance quality of life for the citizenry of Ukiah.

The majority of resources are allocated to public safety, roads and infrastructure.

PROPOSED EXPENDITURES (by function)	Amount	% of Total
Public safety	12,621,832	48.08%
Roads and infrastructure	9,042,636	34.44%
General government and administration	882,218	3.36%
Parks and recreation	2,476,573	9.43%
Community development	977,716	3.72%
Economic development	251,587	0.96%
Housing and support programs	-	0.00%
Electric operations	-	0.00%
Water and sewer operations	-	0.00%
Airport operations	-	0.00%
Other enterprise operations	-	0.00%
Internal services	-	0.00%
Total expenditures	26,252,561	100.00%

RECOMMENDED

Page | 37

Architecture (cont)

Fund presentation (cont)

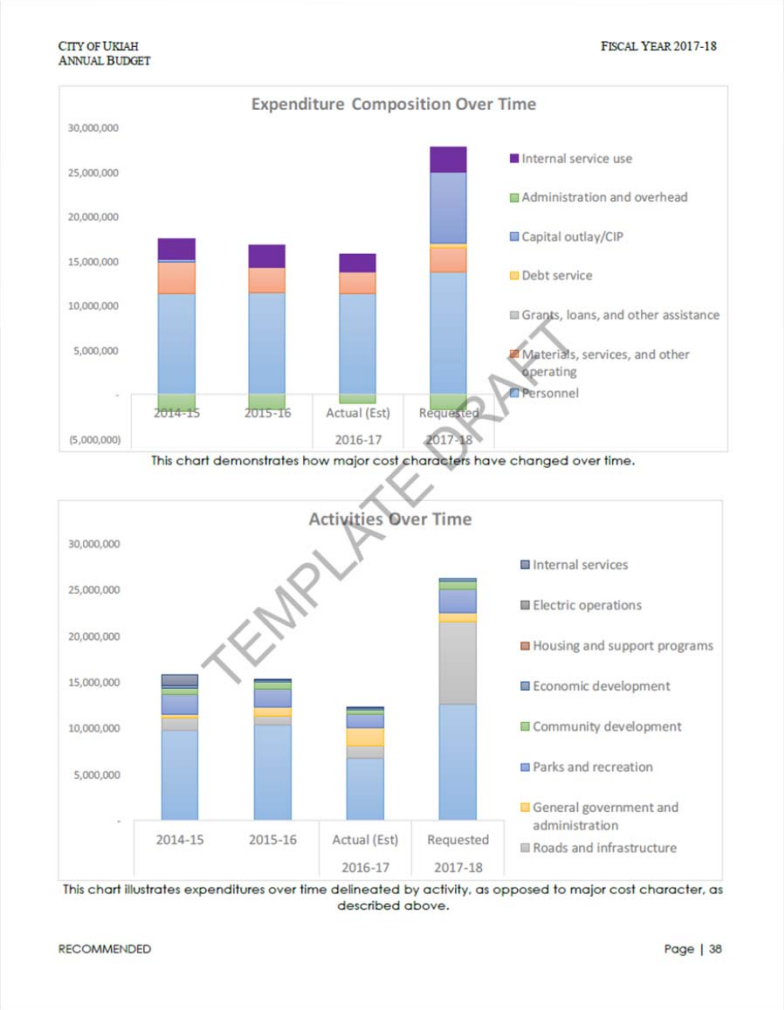

CITY OF UKIAH
ANNUAL BUDGET

FISCAL YEAR 2017-18

This chart demonstrates how major cost characters have changed over time.

This chart illustrates expenditures over time delineated by activity, as opposed to major cost character, as described above.

TEMPLATE DRAFT

RECOMMENDED

Page | 38

Architecture (cont)

Fund presentation (cont)

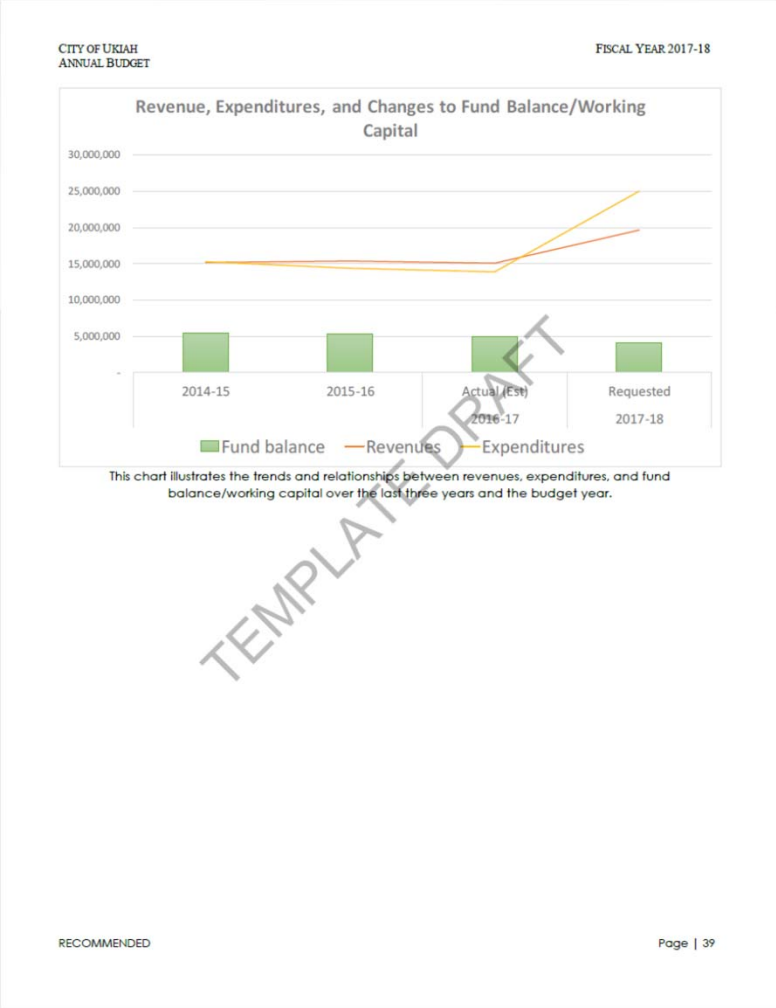

CITY OF UKIAH
ANNUAL BUDGET

FISCAL YEAR 2017-18

Revenue, Expenditures, and Changes to Fund Balance/Working Capital

This chart illustrates the trends and relationships between revenues, expenditures, and fund balance/working capital over the last three years and the budget year.

TEMPLATE DRAFT

RECOMMENDED

Page | 39

Architecture (cont)

- Fund presentation (cont)
  - Budgetary information presented by major character:
    - Revenues
    - Direct costs:
      - Personnel
      - Materials, services, and other operating
      - Grants, loans, and other assistance
      - Debt service
      - Capital outlay
    - Indirect costs:
      - Admin and overhead
      - Internal service use
    - Other financing sources and uses
    - Fund balance/working capital analysis

Architecture (cont)

Fund presentation (cont)

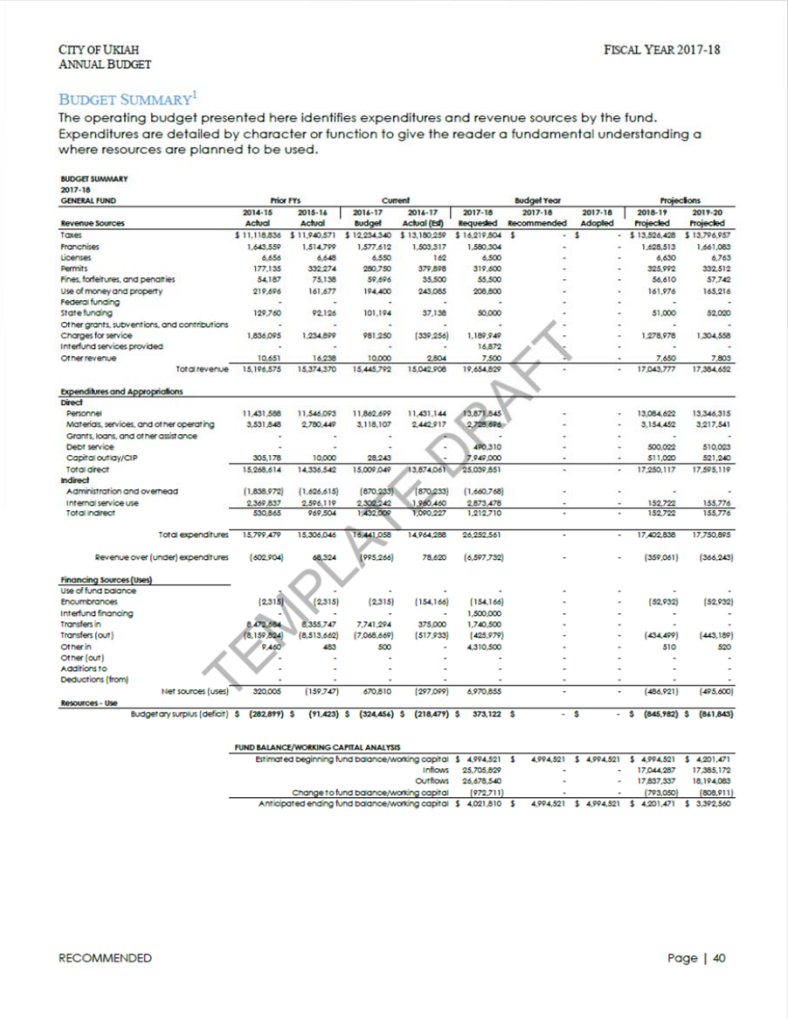

CITY OF UKIAH
ANNUAL BUDGET

FISCAL YEAR 2017-18

BUDGET SUMMARY[1]

The operating budget presented here identifies expenditures and revenue sources by the fund. Expenditures are detailed by character or function to give the reader a fundamental understanding a where resources are planned to be used.

BUDGET SUMMARY
2017-18
GENERAL FUND

	Prior FY's		Current		Budget Year			Projections	
Revenue Sources	2014-15 Actual	2015-16 Actual	2016-17 Budget	2016-17 Actual (Est)	2017-18 Requested	2017-18 Recommended	2017-18 Adopted	2018-19 Projected	2019-20 Projected
Taxes	$ 11,118,836	$ 11,940,571	$ 12,234,340	$ 13,180,259	$ 16,219,804	$ -	$ -	$ 13,826,428	$ 13,796,957
Franchises	1,643,559	1,514,799	1,577,612	1,503,317	1,580,304	-	-	1,628,513	1,661,083
Licenses	6,656	6,648	6,550	162	6,500	-	-	6,630	6,763
Permits	177,135	332,274	280,750	379,898	319,600	-	-	325,992	332,512
Fines, forfeitures, and penalties	54,187	75,138	59,696	35,500	55,500	-	-	56,610	57,742
Use of money and property	219,696	161,677	194,400	243,085	208,800	-	-	161,976	165,216
Federal funding	-	-	-	-	-	-	-	-	-
State funding	129,760	92,126	101,194	37,138	50,000	-	-	51,000	52,020
Other grants, subventions, and contributions	-	-	-	-	-	-	-	-	-
Charges for service	1,836,095	1,234,899	981,250	(339,256)	1,189,949	-	-	1,278,978	1,304,558
Interfund services provided	-	-	-	-	16,872	-	-	-	-
Other revenue	10,651	16,238	10,000	2,804	7,500	-	-	7,650	7,803
Total revenue	15,196,575	15,374,370	15,445,792	15,042,908	19,654,829	-	-	17,043,777	17,384,652
Expenditures and Appropriations									
Direct									
Personnel	11,431,588	11,546,093	11,862,699	11,431,144	13,873,843	-	-	13,084,622	13,346,315
Materials, services, and other operating	3,531,548	2,780,449	3,118,107	2,442,917	2,728,696	-	-	3,154,452	3,217,541
Grants, loans, and other assistance	-	-	-	-	-	-	-	-	-
Debt service	-	-	-	-	490,310	-	-	500,022	510,023
Capital outlay/CIP	305,178	10,000	28,243	-	7,949,000	-	-	511,020	521,240
Total direct	15,268,614	14,336,542	15,009,049	13,874,061	25,039,851	-	-	17,250,117	17,595,119
Indirect									
Administration and overhead	(1,838,972)	(1,626,615)	(870,233)	(870,233)	(1,660,768)	-	-	-	-
Internal service use	2,369,837	2,595,119	2,308,242	1,980,460	2,873,478	-	-	152,722	155,776
Total indirect	530,865	969,504	1,452,009	1,090,227	1,212,710	-	-	152,722	155,776
Total expenditures	15,799,479	15,306,046	16,461,058	14,964,288	26,252,561	-	-	17,402,838	17,750,895
Revenue over (under) expenditures	(602,904)	68,324	(995,266)	78,620	(6,597,732)	-	-	(359,061)	(366,243)
Financing Sources (Uses)									
Use of fund balance	-	-	-	-	-	-	-	-	-
Encumbrances	(2,315)	(2,315)	(2,315)	(154,166)	(154,166)	-	-	(52,932)	(52,932)
Interfund financing	-	-	-	-	1,500,000	-	-	-	-
Transfers in	8,479,584	8,355,747	7,741,294	375,000	1,740,500	-	-	-	-
Transfers (out)	(8,159,264)	(8,513,660)	(7,068,669)	(517,933)	(425,979)	-	-	(434,499)	(443,189)
Other in	9,460	483	500	-	4,310,500	-	-	510	520
Other (out)	-	-	-	-	-	-	-	-	-
Additions to	-	-	-	-	-	-	-	-	-
Deductions (from)	-	-	-	-	-	-	-	-	-
Net sources (uses)	320,005	(159,747)	670,510	(297,099)	6,970,855	-	-	(486,921)	(495,600)
Resources - Use									
Budgetary surplus (deficit)	**$ (282,899)**	**$ (91,423)**	**$ (324,454)**	**$ (218,479)**	**$ 373,122**	**$ -**	**$ -**	**$ (845,982)**	**$ (861,843)**

FUND BALANCE/WORKING CAPITAL ANALYSIS

Estimated beginning fund balance/working capital	$ 4,994,521	$ 4,994,521	$ 4,994,521	$ 4,994,521	$ 4,201,471
Inflows	25,705,829	-	-	17,044,287	17,385,172
Outflows	26,678,540	-	-	17,837,337	18,194,083
Change to fund balance/working capital	(972,711)	-	-	(793,050)	(808,911)
Anticipated ending fund balance/working capital	$ 4,021,810	$ 4,994,521	$ 4,994,521	$ 4,201,471	$ 3,392,560

TEMPLATE DRAFT

RECOMMENDED

Page | 40

Architecture (cont)

- Fund presentation (cont)
  - Demonstrates relationship between fund and the budget units that draw resources from it
  - Notes, notes, and more notes

Architecture (cont)

Fund presentation (cont)

CITY OF UKIAH
ANNUAL BUDGET

FISCAL YEAR 2017-18

Direct Department/Divisional Use		2014-15 Actual	2015-16 Actual	2016-17 Budget	2016-17 Actual (Est)	2017-18 Requested	2017-18 Recommended	2017-18 Adopted	2018-19 Projected	2019-20 Projected
Allocated administrative and overhead costs		$ (2,593,511)	$ (2,331,049)	$ (1,499,877)	$ (1,825,256)	$ -	$ -	$ -	$ -	$ 17,750,895
Direct fund activity:										
0	UNDEFINED	2,544	553,480	-	4,800	431,481	-	-	214,422	-
100	CITY COUNCIL	131,922	125,254	137,759	138,661	85,884	-	-	83,193	-
111	CITY CLERK	126,638	182,467	241,611	218,536	-	-	-	265,886	-
113	ELECTIONS	7,354	-	15,000	-	-	-	-	-	-
121	CITY MANAGER	380,481	366,399	468,992	356,788	56,917	-	-	474,794	-
122	CITY-WIDE ADMIN SERVICES	63,531	81,470	65,767	54,251	37,791	-	-	80,175	-
124	MISCELLANEOUS GENERAL GO	884,420	170,735	158,352	120,996	-	-	-	139,536	-
125	CITY CLERK	-	-	-	-	50,464	-	-	-	-
126	ECONOMIC DEVELOPMENT	-	-	-	-	182,048	-	-	-	-
132	BUDGET DEVELOPMENT AND M	-	-	-	-	43,635	-	-	181,407	-
134	ACCOUNTING & REPORTING	749,639	899,691	765,912	939,032	143,098	-	-	744,397	-
140	CITY ATTORNEY	134,597	227,754	167,087	140,532	(62,194)	-	-	163,200	-
151	CITY TREASURER	88,663	83,663	91,454	56,724	12,462	-	-	87,310	-
161	HUMAN RESOURCES	415,026	499,117	518,072	550,284	54,911	-	-	492,672	-
171	ECONOMIC DEVELOPMENT	288,235	133,478	212,957	181,297	-	-	-	206,528	-
172	SUCCESSOR AGENCY	59,332	34,103	17,921	14,606	69,539	-	-	-	-
180	COMMUNITY OUTREACH/PIO	33,121	28,981	27,450	3,921	-	-	-	26,520	-
202	POLICE OPERATIONS	7,266,260	7,497,716	7,786,536	7,523,176	8,248,562	-	-	6,699,096	-
212	FIRE ADMINISTRAION	2,557,559	2,815,118	3,065,549	2,428,563	4,373,270	-	-	3,074,192	-
213	FIRE OPERATIONS	23,682	43,905	-	86,006	-	-	-	-	-
221	PARKS	1,142,990	1,139,189	1,180,633	1,173,487	1,372,487	-	-	1,218,794	-
223	AQUATICS	197,699	174,158	196,838	177,198	214,345	-	-	200,782	-
225	BUILDINGS & GROUNDS MAINT	502,297	345	-	8,240		-	-	-	-
228	RECREATION	701,987	759,837	806,283	720,749	889,741	-	-	780,266	-
229	INFORMATION TECHNOLOGY	501,839	-	-	-	-	-	-	-	-
231	COMMUNITY PLANNING	449,430	477,038	498,906	392,144	555,947	-	-	539,271	-
233	BUILDING INSPECTION	243,159	289,042	307,671	217,686	431,799	-	-	303,996	-
242	ENGINEERING/STREETS	1,374,276	1,053,747	1,210,185	981,558	9,342,636	-	-	1,426,401	-
243	CORPORATION YARD	59,943	-	-	-	-	-	-	-	-
266	ELECTRIC SERVICES	9,366	408	-	-	-	-	-	-	-
	Net sources (uses)	$ 15,799,479	$ 15,306,046	$ 16,441,058	$ 14,964,285	$ 26,252,561	$ -	$ -	$ 17,402,838	$ 17,750,895

TEMPLATE DRAFT

Notes:

[1] General fund numbers 100, 105, and 110 are being consolidated into Fund 100 in 2017-18 to facilitate more appropriate accounting of general fund activities.

[2] Measure Y revenues expected to be available for the full fiscal year.

[3] Accounting changes resulted in the creation of new divisions of City Clerk and Economic Development under the City Manager's Office. Budget Development is a new division under the Finance Department. These activities were budgeted in different divisions in prior budgets.

RECOMMENDED

Page | 41

Architecture (cont)

- The detail
  - Found in the appendix
  - Bookmarked for easy reference
  - Total will tie out to respective summary sheets by major character

Architecture (cont)

Fund presentation (cont)

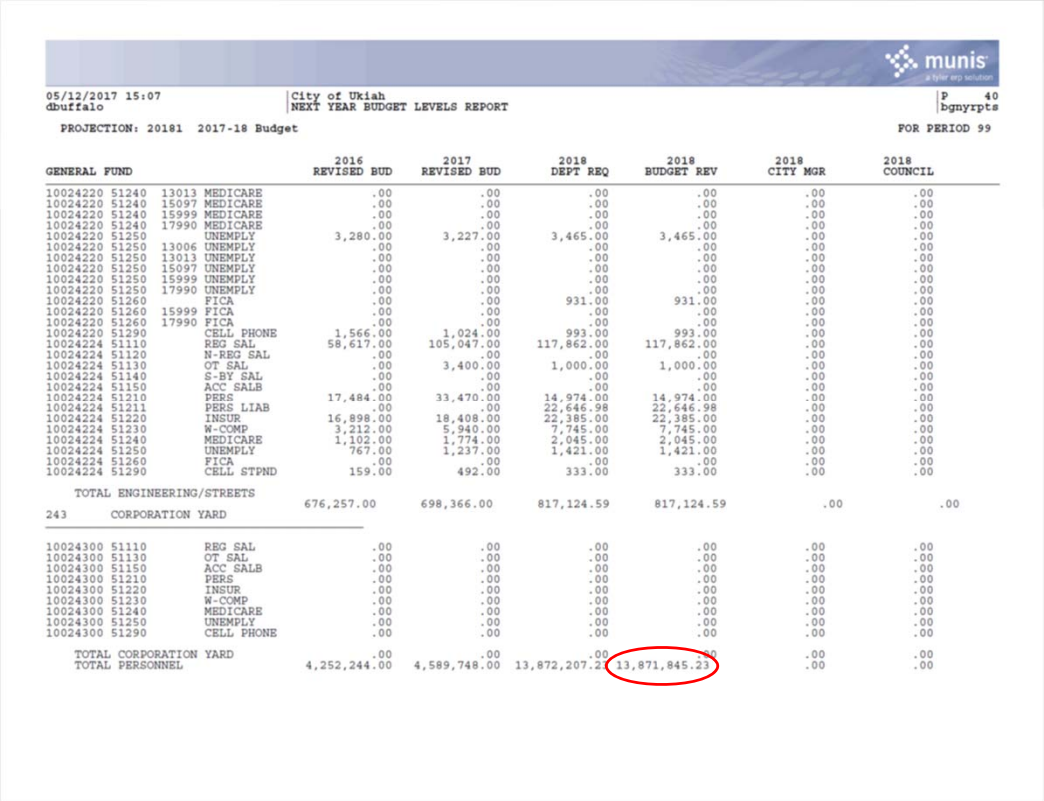

05/12/2017 15:07 | City of Ukiah | P 40
dbuffalo | NEXT YEAR BUDGET LEVELS REPORT | bgnyrpts

PROJECTION: 20181 2017-18 Budget — FOR PERIOD 99

GENERAL FUND			2016 REVISED BUD	2017 REVISED BUD	2018 DEPT REQ	2018 BUDGET REV	2018 CITY MGR	2018 COUNCIL
10024220 51240	13013	MEDICARE	.00	.00	.00	.00	.00	.00
10024220 51240	15097	MEDICARE	.00	.00	.00	.00	.00	.00
10024220 51240	15999	MEDICARE	.00	.00	.00	.00	.00	.00
10024220 51240	17990	MEDICARE	.00	.00	.00	.00	.00	.00
10024220 51250		UNEMPLY	3,280.00	3,227.00	3,465.00	3,465.00	.00	.00
10024220 51250	13006	UNEMPLY	.00	.00	.00	.00	.00	.00
10024220 51250	13013	UNEMPLY	.00	.00	.00	.00	.00	.00
10024220 51250	15097	UNEMPLY	.00	.00	.00	.00	.00	.00
10024220 51250	15999	UNEMPLY	.00	.00	.00	.00	.00	.00
10024220 51250	17990	UNEMPLY	.00	.00	.00	.00	.00	.00
10024220 51260		FICA	.00	.00	931.00	931.00	.00	.00
10024220 51260	15999	FICA	.00	.00	.00	.00	.00	.00
10024220 51260	17990	FICA	.00	.00	.00	.00	.00	.00
10024220 51290		CELL PHONE	1,566.00	1,024.00	993.00	993.00	.00	.00
10024224 51110		REG SAL	58,617.00	105,047.00	117,862.00	117,862.00	.00	.00
10024224 51120		N-REG SAL	.00	.00	.00	.00	.00	.00
10024224 51130		OT SAL	.00	3,400.00	1,000.00	1,000.00	.00	.00
10024224 51140		S-BY SAL	.00	.00	.00	.00	.00	.00
10024224 51150		ACC SALB	.00	.00	.00	.00	.00	.00
10024224 51210		PERS	17,484.00	33,470.00	14,974.00	14,974.00	.00	.00
10024224 51211		PERS LIAB	.00	.00	22,646.98	22,646.98	.00	.00
10024224 51220		INSUR	16,898.00	18,408.00	22,385.00	22,385.00	.00	.00
10024224 51230		W-COMP	3,212.00	5,940.00	7,745.00	7,745.00	.00	.00
10024224 51240		MEDICARE	1,102.00	1,774.00	2,045.00	2,045.00	.00	.00
10024224 51250		UNEMPLY	767.00	1,237.00	1,421.00	1,421.00	.00	.00
10024224 51260		FICA	.00	.00	.00	.00	.00	.00
10024224 51290		CELL STPND	159.00	492.00	333.00	333.00	.00	.00
TOTAL ENGINEERING/STREETS			676,257.00	698,366.00	817,124.59	817,124.59	.00	.00
243 CORPORATION YARD								
10024300 51110		REG SAL	.00	.00	.00	.00	.00	.00
10024300 51130		OT SAL	.00	.00	.00	.00	.00	.00
10024300 51150		ACC SALB	.00	.00	.00	.00	.00	.00
10024300 51210		PERS	.00	.00	.00	.00	.00	.00
10024300 51220		INSUR	.00	.00	.00	.00	.00	.00
10024300 51230		W-COMP	.00	.00	.00	.00	.00	.00
10024300 51240		MEDICARE	.00	.00	.00	.00	.00	.00
10024300 51250		UNEMPLY	.00	.00	.00	.00	.00	.00
10024300 51290		CELL PHONE	.00	.00	.00	.00	.00	.00
TOTAL CORPORATION YARD			.00	.00	.00	.00	.00	.00
TOTAL PERSONNEL			4,252,244.00	4,589,748.00	13,872,207.2[illegible]	13,871,845.23	.00	.00

Architecture (cont)

Fund presentation (cont)

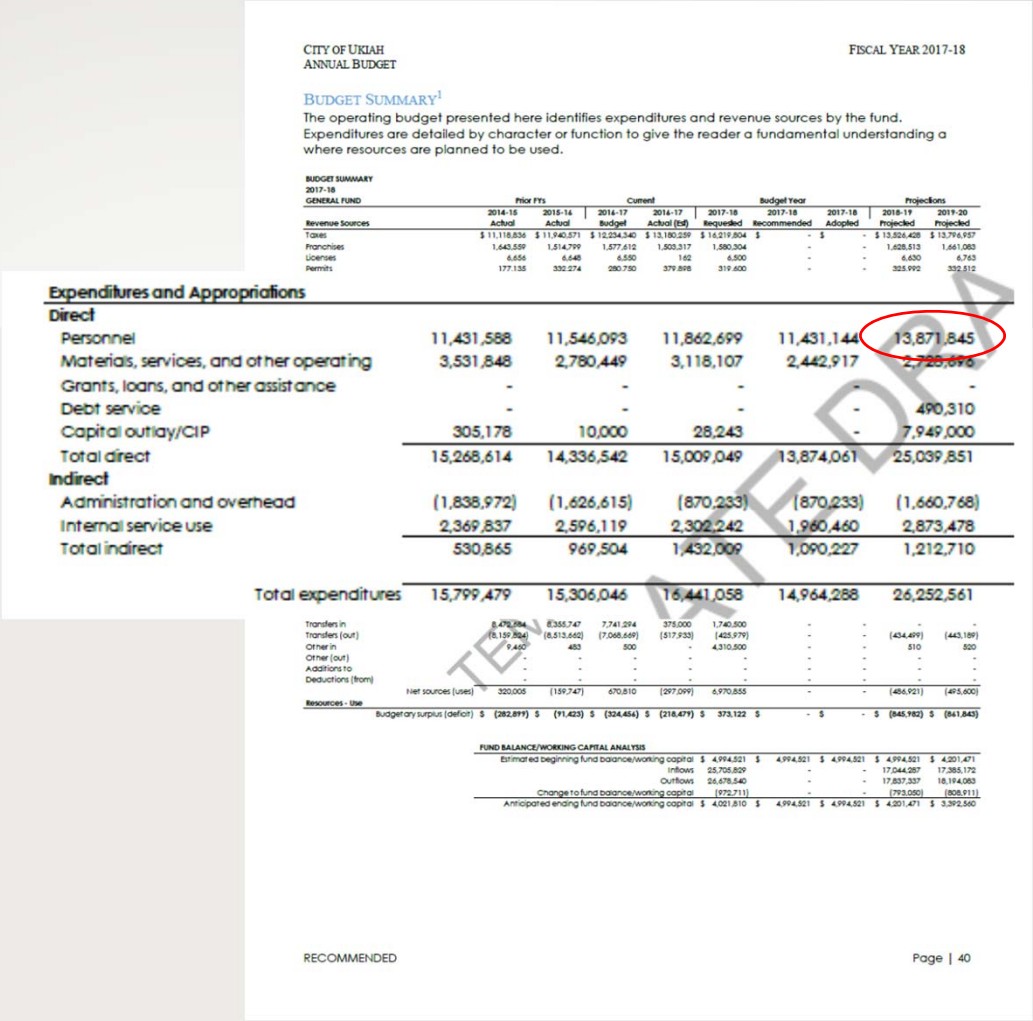

CITY OF UKIAH
ANNUAL BUDGET

FISCAL YEAR 2017-18

BUDGET SUMMARY[1]

The operating budget presented here identifies expenditures and revenue sources by the fund. Expenditures are detailed by character or function to give the reader a fundamental understanding a where resources are planned to be used.

BUDGET SUMMARY
2017-18
GENERAL FUND

Revenue Sources	Prior FYs 2014-15 Actual	Prior FYs 2015-16 Actual	Current 2016-17 Budget	Current 2016-17 Actual (Est)	Budget Year 2017-18 Requested	Budget Year 2017-18 Recommended	Budget Year 2017-18 Adopted	Projections 2018-19 Projected	Projections 2019-20 Projected
Taxes	$ 11,118,836	$ 11,940,571	$ 12,034,340	$ 13,180,259	$ 16,219,804	$ -	$ -	$ 13,826,428	$ 13,796,957
Franchises	1,643,559	1,514,799	1,577,612	1,503,317	1,580,304	-	-	1,628,513	1,661,083
Licenses	6,656	6,648	6,550	162	6,500	-	-	6,630	6,763
Permits	177,135	332,274	280,750	379,898	319,600	-	-	325,992	332,512

Expenditures and Appropriations									
Direct									
Personnel	11,431,588	11,546,093	11,862,699	11,431,144				13,871,845	
Materials, services, and other operating	3,531,848	2,780,449	3,118,107	2,442,917				2,725,696	
Grants, loans, and other assistance	-	-	-	-				-	
Debt service	-	-	-	-				490,310	
Capital outlay/CIP	305,178	10,000	28,243	-				7,949,000	
Total direct	15,268,614	14,336,542	15,009,049	13,874,061				25,039,851	
Indirect									
Administration and overhead	(1,838,972)	(1,626,615)	(870,233)	(870,233)				(1,660,768)	
Internal service use	2,369,837	2,596,119	2,302,242	1,960,460				2,873,478	
Total indirect	530,865	969,504	1,432,009	1,090,227				1,212,710	
Total expenditures	15,799,479	15,306,046	16,441,058	14,964,288				26,252,561	
Transfers in	8,479,594	8,355,747	7,741,294	375,000	1,740,500	-	-	-	-
Transfers (out)	(8,159,704)	(8,513,660)	(7,068,669)	(517,933)	(425,979)	-	-	(434,499)	(443,189)
Other in	9,460	483	500	-	4,310,500	-	-	510	520
Other (out)	-	-	-	-	-	-	-	-	-
Additions to	-	-	-	-	-	-	-	-	-
Deductions (from)	-	-	-	-	-	-	-	-	-
Net sources (uses)	320,005	(159,747)	670,510	(297,099)	6,970,855	-	-	(486,921)	(495,600)
Resources - Use									
Budgetary surplus (deficit)	$ (282,899)	$ (91,423)	$ (324,454)	$ (218,479)	$ 373,122	$ -	$ -	$ (845,982)	$ (841,843)

FUND BALANCE/WORKING CAPITAL ANALYSIS					
Estimated beginning fund balance/working capital	$ 4,994,521	$ 4,994,521	$ 4,994,521	$ 4,994,521	$ 4,201,471
Inflows	25,705,829	-	-	17,044,287	17,385,172
Outflows	26,678,540	-	-	17,837,337	18,194,083
Change to fund balance/working capital	(972,711)	-	-	(793,050)	(808,911)
Anticipated ending fund balance/working capital	$ 4,021,810	$ 4,994,521	$ 4,994,521	$ 4,201,471	$ 3,392,560

RECOMMENDED

Page | 40

TENTATIVE DRAFT

Architecture (cont)

- Budget unit presentation
  - Departments
  - Narrative and analysis
  - Highlights
  - Major Initiatives
  - Significant changes from prior year

Architecture (cont)

Budget unit presentation (cont)

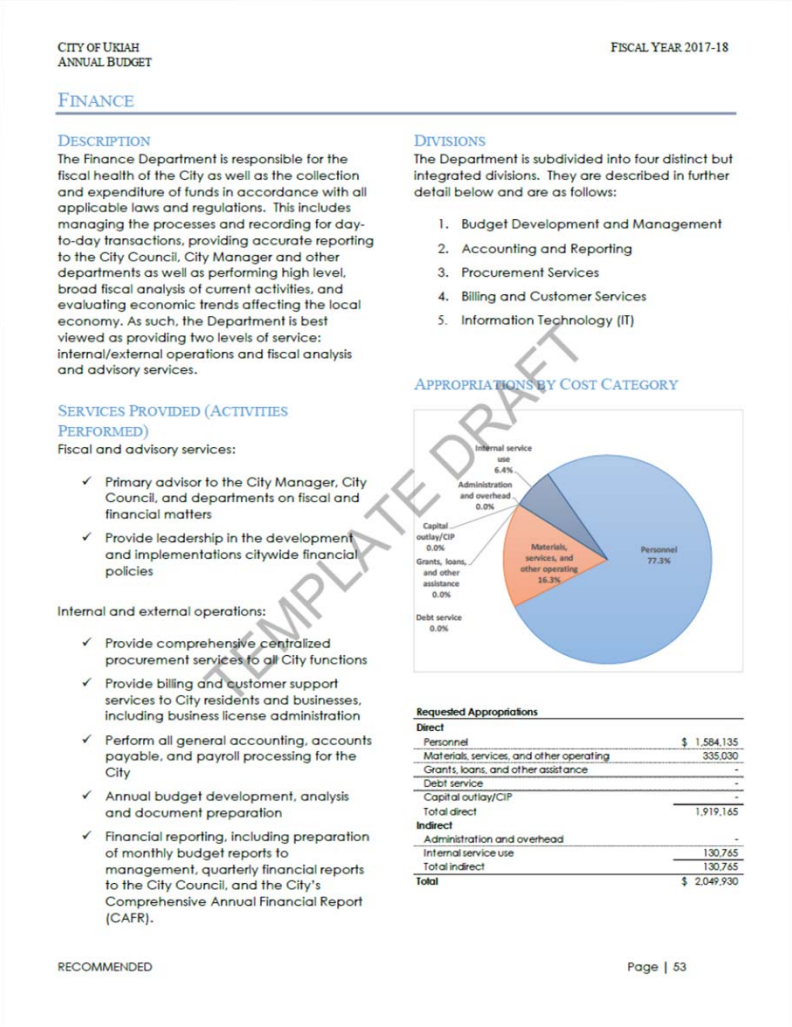

CITY OF UKIAH
ANNUAL BUDGET

FISCAL YEAR 2017-18

FINANCE

DESCRIPTION

The Finance Department is responsible for the fiscal health of the City as well as the collection and expenditure of funds in accordance with all applicable laws and regulations. This includes managing the processes and recording for day-to-day transactions, providing accurate reporting to the City Council, City Manager and other departments as well as performing high level, broad fiscal analysis of current activities, and evaluating economic trends affecting the local economy. As such, the Department is best viewed as providing two levels of service: internal/external operations and fiscal analysis and advisory services.

SERVICES PROVIDED (ACTIVITIES PERFORMED)

Fiscal and advisory services:

- ✓ Primary advisor to the City Manager, City Council, and departments on fiscal and financial matters
- ✓ Provide leadership in the development and implementations citywide financial policies

Internal and external operations:

- ✓ Provide comprehensive centralized procurement services to all City functions
- ✓ Provide billing and customer support services to City residents and businesses, including business license administration
- ✓ Perform all general accounting, accounts payable, and payroll processing for the City
- ✓ Annual budget development, analysis and document preparation
- ✓ Financial reporting, including preparation of monthly budget reports to management, quarterly financial reports to the City Council, and the City's Comprehensive Annual Financial Report (CAFR).

DIVISIONS

The Department is subdivided into four distinct but integrated divisions. They are described in further detail below and are as follows:

1. Budget Development and Management
2. Accounting and Reporting
3. Procurement Services
4. Billing and Customer Services
5. Information Technology (IT)

APPROPRIATIONS BY COST CATEGORY

Requested Appropriations	
Direct	
Personnel	$ 1,584,135
Materials, services, and other operating	335,030
Grants, loans, and other assistance	-
Debt service	-
Capital outlay/CIP	-
Total direct	1,919,165
Indirect	
Administration and overhead	-
Internal service use	130,765
Total indirect	130,765
Total	$ 2,049,930

RECOMMENDED

Page | 53

TEMPLATE DRAFT

Architecture (cont)

Budget unit presentation (cont)

CITY OF UKIAH
ANNUAL BUDGET

FISCAL YEAR 2017-18

2016-17 HIGHLIGHTS

- ✓ Successful recruitment of new Finance Director.
- ✓ Reorganization of Department to maximize human capital resources.
- ✓ Development of a new, modern budget process and document based on best practices.
- ✓ Successful completion of the annual audit process for the 2015-16 fiscal year, receiving an unqualified opinion.

MAJOR INITIATIVES IN 2017-18

[LIST HERE]

SIGNIFICANT CHANGES FROM PRIOR YEAR

- ✓ A new budget unit (division), Budget Development and Management, was created to reflect the organizational changes in the department.
- ✓ IT has been incorporated into the Finance Department to more appropriately account for and report on its function and activities.

RECOMMENDED

Page | 54

Architecture (cont)

- Budget unit presentation (cont)
  - Budgetary information presented by cost major character:
    - Revenue, if directly associated
    - Direct costs:
      - Personnel
      - Materials, services, and other operating
      - Grants, loans, and other assistance
      - Debt service
      - Capital outlay
    - Indirect costs:
      - Admin and overhead
      - Internal service use

Architecture (cont)

- Budget unit presentation (cont)
  - Demonstrates relationship between the budget unit and the funds it draws resources from directly
  - Notes, notes, and more notes

Architecture (cont)

Budget unit presentation (cont)

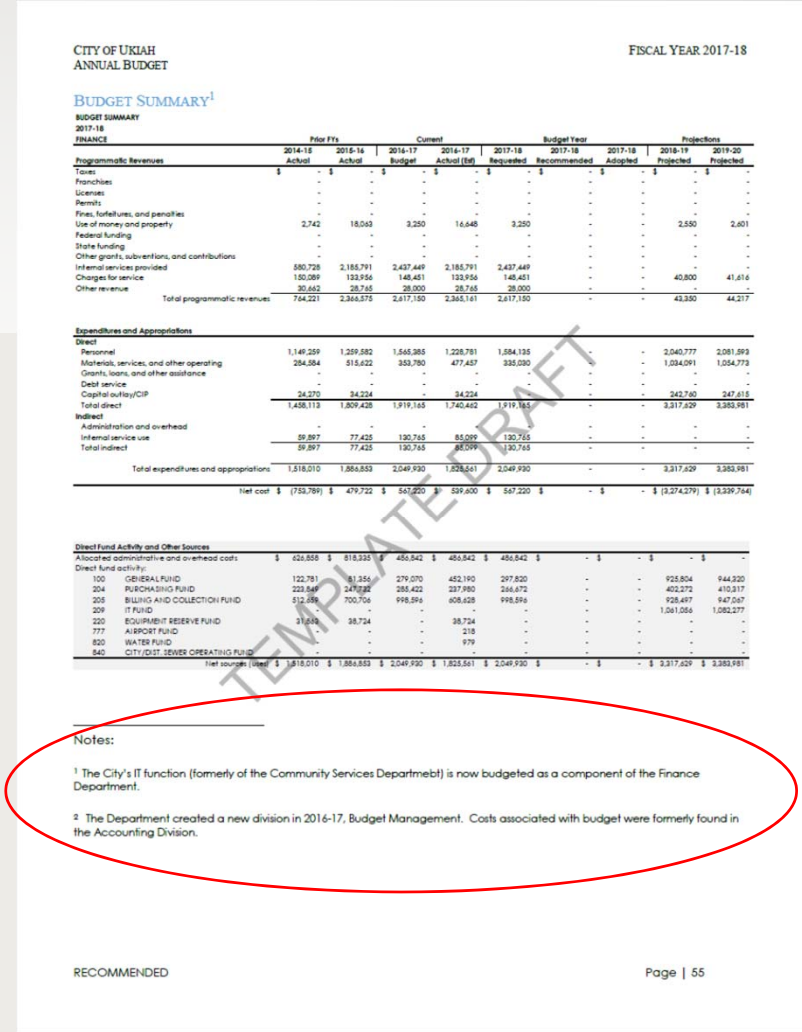

CITY OF UKIAH
ANNUAL BUDGET

FISCAL YEAR 2017-18

BUDGET SUMMARY[1]

BUDGET SUMMARY
2017-18
FINANCE

	Prior FYs		Current		Budget Year			Projections	
Programmatic Revenues	2014-15 Actual	2015-16 Actual	2016-17 Budget	2016-17 Actual (Est)	2017-18 Requested	2017-18 Recommended	2017-18 Adopted	2018-19 Projected	2019-20 Projected
Taxes	$ -	$ -	$ -	$ -	$ -	$ -	$ -	$ -	$ -
Franchises	-	-	-	-	-	-	-	-	-
Licenses	-	-	-	-	-	-	-	-	-
Permits	-	-	-	-	-	-	-	-	-
Fines, forfeitures, and penalties	-	-	-	-	-	-	-	-	-
Use of money and property	2,742	18,063	3,250	16,648	3,250	-	-	2,550	2,601
Federal funding	-	-	-	-	-	-	-	-	-
State funding	-	-	-	-	-	-	-	-	-
Other grants, subventions, and contributions	-	-	-	-	-	-	-	-	-
Internal services provided	580,728	2,185,791	2,437,449	2,185,791	2,437,449	-	-	-	-
Charges for service	150,089	133,956	148,451	133,956	148,451	-	-	40,800	41,616
Other revenue	30,662	28,765	28,000	28,765	28,000	-	-	-	-
Total programmatic revenues	764,221	2,366,575	2,617,150	2,365,161	2,617,150	-	-	43,350	44,217
Expenditures and Appropriations									
Direct									
Personnel	1,149,259	1,259,582	1,565,385	1,228,781	1,584,135	-	-	2,040,777	2,081,593
Materials, services, and other operating	284,584	515,622	353,780	477,457	335,030	-	-	1,034,091	1,054,773
Grants, loans, and other assistance	-	-	-	-	-	-	-	-	-
Debt service	-	-	-	-	-	-	-	-	-
Capital outlay/CIP	24,270	34,224	-	34,224	-	-	-	242,760	247,615
Total direct	1,458,113	1,809,428	1,919,165	1,740,462	1,919,165	-	-	3,317,629	3,383,981
Indirect									
Administration and overhead	-	-	-			-	-	-	-
Internal service use	59,897	77,425	130,765	85,099	130,765	-	-	-	-
Total indirect	59,897	77,425	130,765	85,099	130,765	-	-	-	-
Total expenditures and appropriations	1,518,010	1,886,853	2,049,930	1,825,561	2,049,930	-	-	3,317,629	3,383,981
Net cost	$ (753,789)	$ 479,722	$ 567,220	$ 539,600	$ 567,220	$ -	$ -	$ (3,274,279)	$ (3,339,764)
Direct Fund Activity and Other Sources									
Allocated administrative and overhead costs	$ 626,858	$ 818,335	$ 486,842	$ 486,842	$ 486,842	$ -	$ -	$ -	$ -
Direct fund activity:									
100 GENERAL FUND	122,781	81,356	279,070	452,190	297,820	-	-	925,804	944,320
204 PURCHASING FUND	223,549	247,832	285,422	237,980	266,672	-	-	402,272	410,317
205 BILLING AND COLLECTION FUND	512,558	700,706	998,596	608,628	998,596	-	-	928,487	947,067
209 IT FUND	-	-	-	-	-	-	-	1,061,056	1,082,277
220 EQUIPMENT RESERVE FUND	31,649	38,724	-	38,724	-	-	-	-	-
777 AIRPORT FUND	-	-	-	218	-	-	-	-	-
820 WATER FUND	-	-	-	979	-	-	-	-	-
840 CITY/DIST. SEWER OPERATING FUND	-	-	-	-	-	-	-	-	-
Net sources (uses)	$ 1,518,010	$ 1,886,853	$ 2,049,930	$ 1,825,561	$ 2,049,930	$ -	$ -	$ 3,317,629	$ 3,383,981

TEMPLATE DRAFT

Notes:

[1] The City's IT function (formerly of the Community Services Departmebt) is now budgeted as a component of the Finance Department.

[2] The Department created a new division in 2016-17, Budget Management. Costs associated with budget were formerly found in the Accounting Division.

RECOMMENDED

Page | 55

Architecture (cont)

- Budget unit presentation
  - Divisions, if applicable
  - Narrative and analysis
  - Accomplishments and outcomes for 2016-17
  - Goals and objectives for 2017-18
  - Significant changes from prior year

Architecture (cont)

Budget unit presentation (cont)

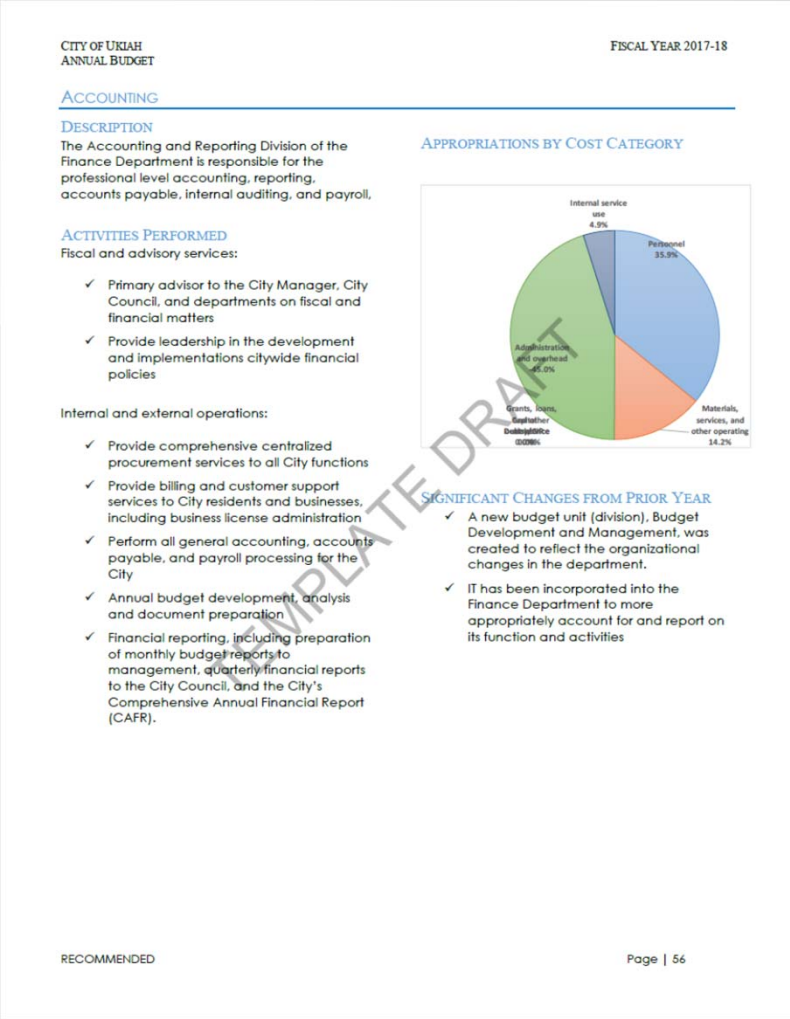

CITY OF UKIAH
ANNUAL BUDGET

FISCAL YEAR 2017-18

ACCOUNTING

DESCRIPTION

The Accounting and Reporting Division of the Finance Department is responsible for the professional level accounting, reporting, accounts payable, internal auditing, and payroll,

ACTIVITIES PERFORMED

Fiscal and advisory services:

- ✓ Primary advisor to the City Manager, City Council, and departments on fiscal and financial matters
- ✓ Provide leadership in the development and implementations citywide financial policies

Internal and external operations:

- ✓ Provide comprehensive centralized procurement services to all City functions
- ✓ Provide billing and customer support services to City residents and businesses, including business license administration
- ✓ Perform all general accounting, accounts payable, and payroll processing for the City
- ✓ Annual budget development, analysis and document preparation
- ✓ Financial reporting, including preparation of monthly budget reports to management, quarterly financial reports to the City Council, and the City's Comprehensive Annual Financial Report (CAFR).

APPROPRIATIONS BY COST CATEGORY

SIGNIFICANT CHANGES FROM PRIOR YEAR

- ✓ A new budget unit (division), Budget Development and Management, was created to reflect the organizational changes in the department.
- ✓ IT has been incorporated into the Finance Department to more appropriately account for and report on its function and activities

TEMPLATE DRAFT

RECOMMENDED

Page | 56

Architecture (cont)

Budget unit presentation (cont)

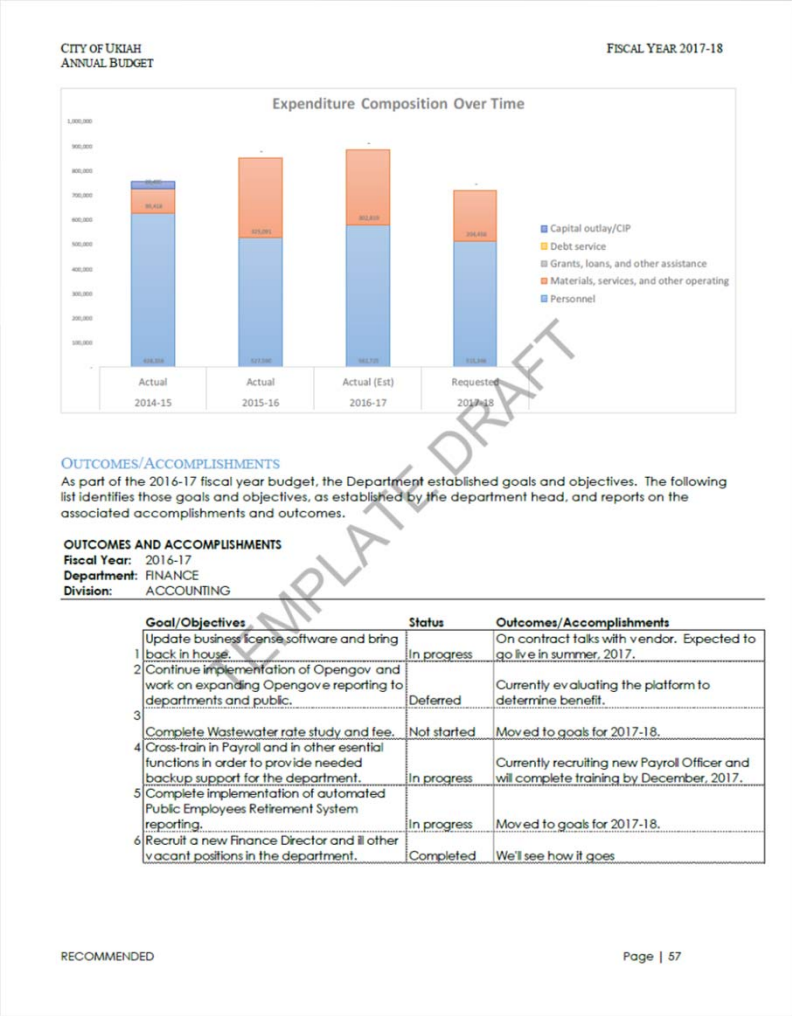

CITY OF UKIAH
ANNUAL BUDGET

FISCAL YEAR 2017-18

TEMPLATE DRAFT

OUTCOMES/ACCOMPLISHMENTS

As part of the 2016-17 fiscal year budget, the Department established goals and objectives. The following list identifies those goals and objectives, as established by the department head, and reports on the associated accomplishments and outcomes.

OUTCOMES AND ACCOMPLISHMENTS
Fiscal Year: 2016-17
Department: FINANCE
Division: ACCOUNTING

	Goal/Objectives	Status	Outcomes/Accomplishments
1	Update business license software and bring back in house.	In progress	On contract talks with vendor. Expected to go live in summer, 2017.
2	Continue implementation of Opengov and work on expanding Opengove reporting to departments and public.	Deferred	Currently evaluating the platform to determine benefit.
3	Complete Wastewater rate study and fee.	Not started	Moved to goals for 2017-18.
4	Cross-train in Payroll and in other esential functions in order to provide needed backup support for the department.	In progress	Currently recruiting new Payroll Officer and will complete training by December, 2017.
5	Complete implementation of automated Public Employees Retirement System reporting.	In progress	Moved to goals for 2017-18.
6	Recruit a new Finance Director and ll other vacant positions in the department.	Completed	We'll see how it goes

RECOMMENDED

Page | 57

Architecture (cont)

Budget unit presentation (cont)

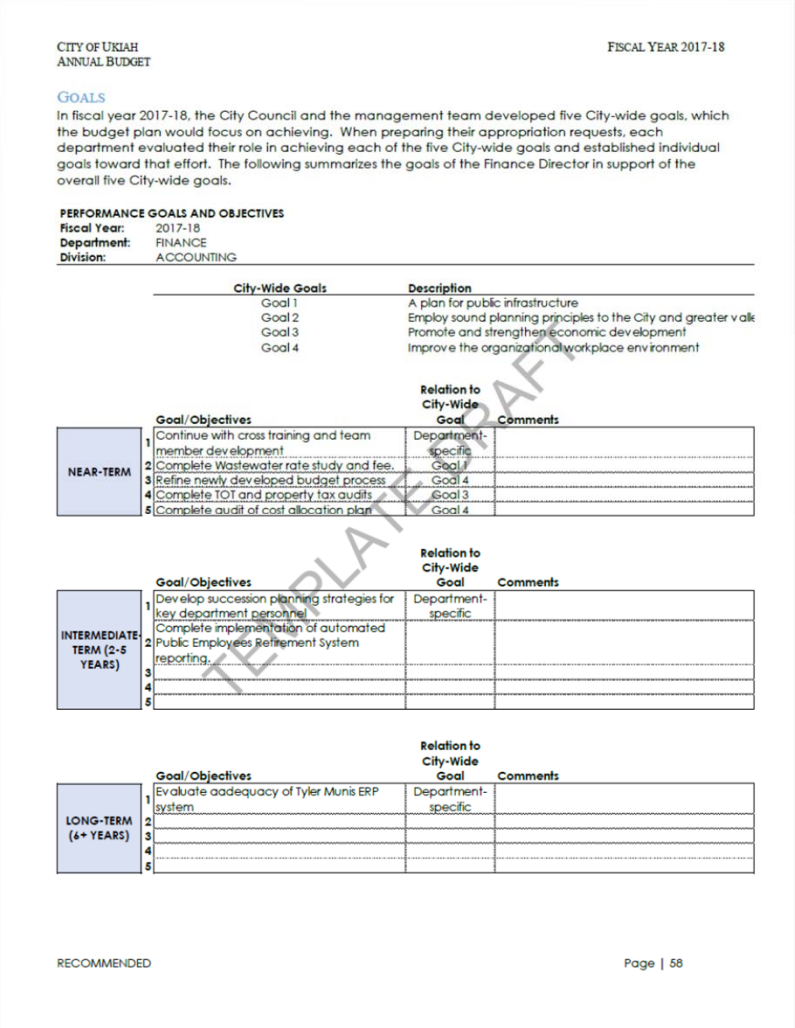

CITY OF UKIAH
ANNUAL BUDGET

FISCAL YEAR 2017-18

GOALS

In fiscal year 2017-18, the City Council and the management team developed five City-wide goals, which the budget plan would focus on achieving. When preparing their appropriation requests, each department evaluated their role in achieving each of the five City-wide goals and established individual goals toward that effort. The following summarizes the goals of the Finance Director in support of the overall five City-wide goals.

PERFORMANCE GOALS AND OBJECTIVES
Fiscal Year: 2017-18
Department: FINANCE
Division: ACCOUNTING

City-Wide Goals	Description
Goal 1	A plan for public infrastructure
Goal 2	Employ sound planning principles to the City and greater valle
Goal 3	Promote and strengthen economic development
Goal 4	Improve the organizational workplace environment

		Goal/Objectives	Relation to City-Wide Goal	Comments
NEAR-TERM	1	Continue with cross training and team member development	Department-specific	
	2	Complete Wastewater rate study and fee.	Goal 1	
	3	Refine newly developed budget process	Goal 4	
	4	Complete TOT and property tax audits	Goal 3	
	5	Complete audit of cost allocation plan	Goal 4	

		Goal/Objectives	Relation to City-Wide Goal	Comments
INTERMEDIATE-TERM (2-5 YEARS)	1	Develop succession planning strategies for key department personnel	Department-specific	
	2	Complete implementation of automated Public Employees Retirement System reporting.		
	3			
	4			
	5			

		Goal/Objectives	Relation to City-Wide Goal	Comments
LONG-TERM (6+ YEARS)	1	Evaluate aadequacy of Tyler Munis ERP system	Department-specific	
	2			
	3			
	4			
	5			

TEMPLATE DRAFT

RECOMMENDED

Page | 58

Architecture (cont)

Budget unit presentation (cont)

CITY OF UKIAH
ANNUAL BUDGET

FISCAL YEAR 2017-18

BUDGET SUMMARY[1]

BUDGET SUMMARY
2017-18
FINANCE
ACCOUNTING & REPORTING

	Prior FYs		Current		Budget Year			Projections	
Expenditures and Appropriations	2014-15 Actual	2015-16 Actual	2016-17 Budget	2016-17 Actual (Est)	2017-18 Requested	2017-18 Recommended	2017-18 Adopted	2018-19 Projected	2019-20 Projected
Direct									
Personnel	628,358	527,590	578,983	582,725	515,346	-	-	525,650	536,163
Materials, services, and other operating	99,418	325,091	132,245	302,819	204,458	-	-	218,747	223,122
Grants, loans, and other assistance	-	-	-	-	-	-	-	-	-
Debt service	-	-	-	-	-	-	-	-	-
Capital outlay/CIP	28,495	-	-	-	-	-	-	-	-
Total direct	756,271	852,681	711,228	885,544	719,804	-	-	744,397	759,285
Indirect									
Administration and overhead	-	-	-	-	(646,610)	-	-	-	-
Internal service use	22,706	47,010	54,684	54,684	69,904	-	-	-	-
Total indirect	22,706	47,010	54,684	54,684	(576,706)	-	-	-	-
Total expenditures and appropriations	778,977	899,691	765,912	940,228	143,098	-	-	744,397	759,285

Direct Fund Activity and Other Sources										
Allocated administrative and overhead costs		$ 626,858	$ 818,335	$ 486,842	$ 486,842	$ -	$ -	$ -	$ -	$ -
Direct fund activity:										
100	GENERAL FUND	122,781	81,356	279,070	452,190	143,098	-	-	744,397	759,285
220	EQUIPMENT RESERVE FUND	29,338	-	-	-	-	-	-	-	-
777	AIRPORT FUND	-	-	-	210	-	-	-	-	-
820	WATER FUND	-	-	-	975	-	-	-	-	-
840	CITY/DIST. SEWER OPERATING FUND	-	-	-	-	-	-	-	-	-
	Net sources (uses)	$ 778,977	$ 899,691	$ 765,912	$ 940,228	$ 143,098	$ -	$ -	$ 744,397	$ 759,285

Notes:
[1] Budget management costs are now included in a new division of Finance, Budget Management.

TEMPLATE DRAFT

RECOMMENDED

Page | 59

Cost Allocation Plan (CAP)

One final word.

Cost Allocation

- Purpose:
  - To identify *total* cost of providing City services
    - Direct
    - Indirect
  - Uses a reasonable methodology (basis) to assign indirect cost
    - Administrative overhead
    - Internal services
  - Current indirect cost overhead rate: 18%
    - Current admin overhead rate: 6.2%

Cost Allocation (cont)

- Proposed changes
  - Application of indirect costs to indirect cost centers
  - Inclusion of portion of capital expenditures in Purchasing share calc
  - Charges to UVFD through CAP
  - UVSD billings to be included in allocation of Utility Billing
  - Discussion with all departments and other stakeholders

Cost Allocation (cont.)
Cost basis used

Central Services	Basis of Allocation
City Council	% of Direct Budget
City Clerk	% of Direct Budget
City Manager	% of Direct Budget
City-Wide Admin Services	% of Direct Budget
Budgeting	% of Direct Budget
Accounting	% of Direct Budget
City Attorney	% of Direct Budget
City Treasurer	Prior Year Interest
Human Resources	FTE
Internal Services	
Insurance Liability	Risk assessment
Garage	Labor and parts
Purchasing	Contractual, supplies, and capital project amounts
Billing & Collections	Billable revenues
Dispatch	Call volume
Buildings, Grounds, and Corp Yard	Square footage and total budget
Information Technology	FTE

Cost Allocation (cont.)

By function

(found in Budget in Brief section)

Example: Public Safety

(Police and Fire)

Costs		Public safety
Direct		
Personnel	$	10,057,340
Materials, services, and other operating		1,388,838
Grants, loans, and other assistance		-
Debt service		64,593
Capital outlay/CIP		381,000
Total direct		11,891,771
Indirect		
Administration and overhead		634,200
Internal service use		2,086,035
Total indirect		2,720,235
Total cost or service	$	14,612,006

Analysis	
Direct cost share of total	81.38%
Indirect cost share of total:	
Administration and overhead	4.34%
Internal service use	14.28%
Total	100.00%
Indirect cost rate:	
Administration and overhead	5.33%
Internal service use	17.54%
Total indirect cost rate	**22.87%**

Cost Allocation (cont.)

By department

(found on department budget pages)

Example: Finance

BUDGET SUMMARY
2017-18
FINANCE

Cost of Service	Cost
Direct	
Personnel	$ 2,124,760
Materials, services, and other operating	1,195,815
Grants, loans, and other assistance	-
Debt service	-
Capital outlay/CIP	296,000
Total direct	3,616,575
Indirect	
Administration and overhead	221,448
Internal service use	253,055
Total indirect	474,503
Total	$ 4,091,078

Budget Schedule

(Tentative)

June 2

- Recommended budget document released

June 7

- First Council workshop
- Finance overview

June 12

- Second Council workshop
  - First wave of department/division presentations

June 13

- Third Council workshop
  - Second wave of department/division presentations

June 21

- Final Council workshop
  - Adoption

Council and Community Feedback

Thank you.

THAT'S ALL, FOLKS!